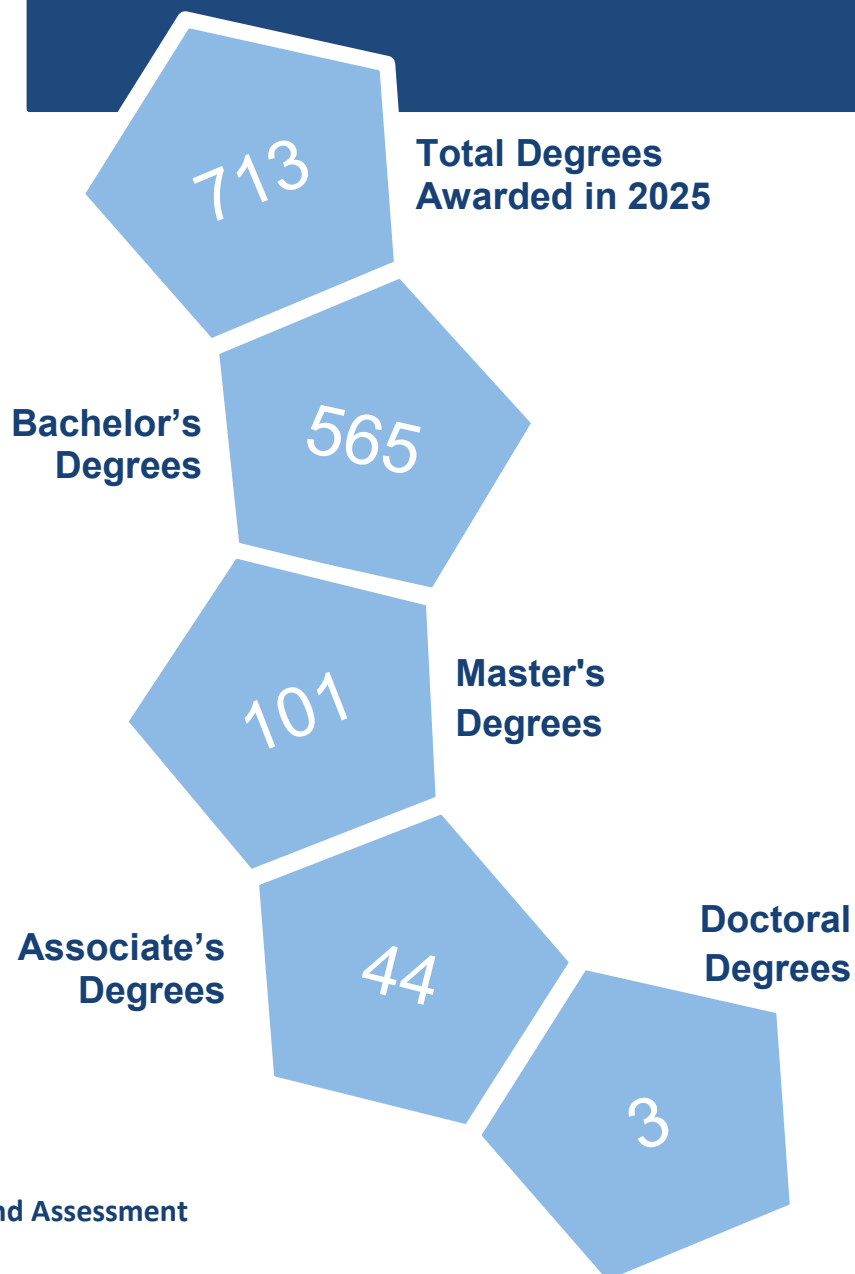




TM

MISSISSIPPI UNIVERSITY FOR WOMEN

Academic Year 2025 Degree Tables



Office of Institutional Research and Assessment
Reneau Hall - 118
1100 College St., MUW-160
Columbus, MS 39701
662-329-8543

Mississippi University for Women
Academic Year 2025 Degree Tables
Table of Contents

Degrees Awarded

3.8 Degrees Awarded by IHL Official API: AY 2025 1

3.9 Degrees Awarded by CIP, Major/Concentration, Race/Ethnicity and Gender: AY 2025..... 2

3.10 Summary of Degrees Awarded AY 2025..... 7

3.11 History of Degrees Awarded by Program and CIP: 5 Years 8

3.12 History of Degrees Awarded by Program, CIP, & Gender: 5 Years 10

3.13 Top Bachelor and Master Degrees Awarded in the Last 5 Years: Chart..... 12

3.14 History of Degrees Awarded by Academic Level: 10 Years 13

3.15 Degrees Awarded by CIP and Major/Concentration: 5 Years..... 14

3.16 History of Degrees Awarded by Second Major: 5 Years..... 17

APPENDIX A: Endnotes..... 18

Degrees Awarded by IHL Official Academic Program Inventory (API) | Table 3.8
Academic Year 2024-2025

Associate of Science	44	Bachelor of Science (Cont.)	
513801 Nursing	44	400101 Physical Sciences	0
Bachelor of Applied Science	23	451001 Political Science	6
520201 Business Administration	22	420101 Psychology	8
512207 Public Health Education	1	512207 Public Health Education	29
Bachelor of Arts	22	510203 Speech Pathology	23
090101 Communications	1	Bachelor of Science in Nursing	292
230101 English	9	513801 Nursing	292
540101 History	8	Bachelor of University Studies	2
309999 Interdisciplinary Studies	0	240102 University Studies	2
220302 Legal Studies	0	Master of Arts	2
270101 Mathematics	0	050207 Women's Leadership	2
500901 Music	0	Master of Arts in Teaching	8
420101 Psychology	3	131205 Secondary Teacher Education	8
160905 Spanish	1	Master of Business Administration	19
500101 Theatre	0	520201 Business Administration	19
050207 Women's, Gender & Sexuality Studies	0	Master of Education	3
Bachelor of Business Administration	55	130101 Education	3
520201 Business Administration	55	Master of Fine Arts	20
Bachelor of Fine Arts	8	231302 Creative Writing	8
500101 Fine Arts	8	500506 Theatre Education	12
Bachelor of Music	2	Master of Public Health	7
500901 Music	2	512201 Public Health	7
Bachelor of Professional Studies	9	Master of Science	20
240199 Professional Studies	9	510203 Speech-Language Pathology	20
Bachelor of Science	152	Master of Science in Nursing	22
260101 Biology	12	513899 Family Nurse Clinician	22
400501 Chemistry	0	Doctor of Nursing Practice	3
090101 Communications	5	513818 Nursing Practice	3
120599 Culinary Arts	7		
190706 Early Childhood Development	4	Total Degrees Awarded	713
131202 Elementary Education	25		
190101 Family Science	6	Certificate Programs	0
309999 Interdisciplinary Studies	1	513805 Post-Graduate Advanced- Practice Registered Nurse	0
310501 Kinesiology	19		
220302 Legal Studies	6	Total Degrees/Certificates Awarded	713
270101 Mathematics	1		

Source: IHL Degree Files

Degrees Awarded by CIP, Major/Concentration, Race/Ethnicity, and Gender | Table 3.9
Academic Year 2024-2025

CIP	Major Description/Degree	Total	American Indian or Alaskan Native		Asian		Black/ African American		Hispanic		Multiple Race		Native Hawaiian or Pacific Islander		Non-Resident Alien		White	
			F	M	F	M	F	M	F	M	F	M	F	M	F	M	F	M
College of Arts & Sciences Total		93	1	0	1	1	17	2	2	0	0	0	0	1	1	0	55	12
050207	Women's, Gender & Sexuality Studies BA	0																
	Women's Leadership MA	2					1	0							1	0		
090101	Communication BA	1					1	0										
	Communication BS	5			0	1	1	0									1	2
160905	Spanish BA	1											0	1				
190101	Family Science BS	6			1	0	1	0									4	0
230101	English BA	0																
	English - Creative Writing BA	1															1	0
	English - Literature BA	5	1	0													4	0
	English-Teacher Certification BA	3															2	1
231302	Creative Writing MFA	8					1	0									6	1
260101	Biology BS	12					3	0									9	0
	Biology-Teacher Certification BS	0																
270101	Mathematics BS	0																
	Mathematics-Teacher Certification BS	1															1	0
309999	Interdisciplinary Studies BA	0																
	Interdisciplinary Studies BS	1															1	0
400501	Chemistry BS	0																
420101	Psychology BA	3					1	0									2	0
	Psychology BS	8					3	0	1	0							3	1

Degrees Awarded by CIP, Major/Concentration, Race/Ethnicity, and Gender | Table 3.9
Academic Year 2024-2025

CIP	Major Description/Degree	Total	American Indian or Alaskan Native		Asian		Black/ African American		Hispanic		Multiple Race		Native Hawaiian or Pacific Islander		Non-Resident Alien		White	
			F	M	F	M	F	M	F	M	F	M	F	M	F	M	F	M
451001	Political Science [BS]	3							1	0							1	1
	Pol Sci-NonProfit Advocacy [BS]	1															1	0
	Pol Sci-Social Studies [BS]	2															0	2
500101	Art-Studio Art [BFA]	1															1	0
	Fine Arts-Studio Art [BFA]	5					1	1									3	0
	Fine Arts-Studio-Graphic [BFA]	2					2	0										
	Theatre [BA]	0																
	Theatre-Theatre Education [BA]	0																
500506	Theatre Education [MFA]	12					1	0									8	3
500901	Music [BA]	0																
	Music-Composition [BA]	0																
	Music - Music Education [BM]	1					0	1										
	Music-Music Therapy [BM]	1															1	0
	Music-Performance [BA]	0																
540101	History [BA]	5					1	0									3	1
	History-Public History [BA]	2															2	0
	History-Teacher Certification [BA]	1															1	0

Degrees Awarded by CIP, Major/Concentration, Race/Ethnicity, and Gender | Table 3.9
Academic Year 2024-2025

CIP	Major Description/Degree	Total	American Indian or Alaskan Native		Asian		Black/ African American		Hispanic		Multiple Race		Native Hawaiian or Pacific Islander		Non-Resident Alien		White	
			F	M	F	M	F	M	F	M	F	M	F	M	F	M	F	M
	College of Business & Professional Studies Total	118	3	0	0	0	34	4	0	1	0	0	0	0	0	0	39	37
120599	Culinary Arts [BS]	7					1	1									3	2
220302	Legal Studies [BA]	0																
	Legal Studies [BS]	6					1	0									3	2
240199	Professional Studies [BPS]	9					4	0									3	2
520201	Bus Adm - Sports Mgt [BBA]	4															1	3
	Bus Admin - Cul Art - Main [BAS]	3					1	0	0	1							1	0
	Bus Admin - Legal Admin [BAS]	2	1	0													0	1
	Bus Admin-Health Care Mgt [BAS]	6	1	0			3	0									2	0
	Bus Admin-Health Care Mgt [BBA]	10					5	0									4	1
	Bus Admin-Nonprofit Mgt [BBA]	1															0	1
	Business Admin-Accounting [BBA]	9					1	1									4	3
	Business Admin - General Bus [BAS]	7					4	0									3	0
	Business Admin - General Bus [BBA]	17					3	1									3	10
	Business Admin - Human Res Mgt [BAS]	1															1	0
	Business Admin - Human Res Mgt [BBA]	2					1	0									1	0
	Business Admin - Management [BAS]	0																

Degrees Awarded by CIP, Major/Concentration, Race/Ethnicity, and Gender | Table 3.9
Academic Year 2024-2025

CIP	Major Description/Degree	Total	American Indian or Alaskan Native		Asian		Black/ African American		Hispanic		Multiple Race		Native Hawaiian or Pacific Islander		Non-Resident Alien		White	
			F	M	F	M	F	M	F	M	F	M	F	M	F	M	F	M
520201 (cont.)	Business Admin - Management [BBA]	7															1	6
	Business Admin - Marketing [BAS]	0																
	Business Admin - Marketing [BBA]	5					1	0									2	2
	Business Admin - MIS [BAS]	3					1	0									1	1
	Business Admin - MIS [BBA]	0																
	Business Administration [MBA]	19	1	0			8	1									6	3
Bill & Jo-Ann Vandergriff College of Nursing & Health Sciences Total		460	1	0	2	1	172	13	7	0	3	0	0	0	1	0	223	37
310501	Kinesiology-Exer Sci-Hlth Prof [BS]	1															1	0
	Kinesiology-Exer Sci-Phys Ther [BS]	5					1	0									3	1
	Kinesiology-Exercise Science [BS]	13					3	1							1	0	5	3
510203	Speech/Language Pathology [BS]	23					3	0									20	0
	Speech-Language Pathology [MS]	20					1	0									19	0
512201	Public Health [MPH]	7					3	1									1	2
512207	Public Health Education [BAS]	1															0	1
	Public Health Education - Healthcare Nav [BS]	1					1	0										
	Public Health Education [BS]	28	1	0			18	3			1	0					3	2

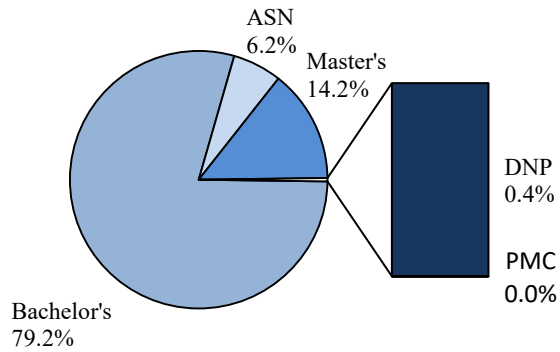
Degrees Awarded by CIP, Major/Concentration, Race/Ethnicity, and Gender | Table 3.9
Academic Year 2024-2025

CIP	Major Description/Degree	Total	American Indian or Alaskan Native		Asian		Black/ African American		Hispanic		Multiple Race		Native Hawaiian or Pacific Islander		Non-Resident Alien		White	
			F	M	F	M	F	M	F	M	F	M	F	M	F	M	F	M
513801	Associate of Science Nursing [ASN]	44					17	2	1	0							18	6
	Bachelor of Science Nursing [BSN]	59			2	0	12	2	2	0							34	7
	Nursing - BSN - Tupelo [BSN]	233			0	1	104	4	4	0	2	0					104	14
513805	Post-Graduate Adv Pr Reg Nurse [PMC]	0																
513818	Nursing Practice [DNP]	3															3	0
513899	Family Nurse Practitioner [MSN]	22					9	0									12	1
School of Education Total		42	0	0	0	0	8	0	0	0	0	0	0	0	0	0	31	3
130101	Education [MED]	3					3	0										
131202	Elementary Education [BS]	25					2	0									22	1
131205	Secondary Teacher Ed (Alt Rte) [MAT]	8					1	0									5	2
190706	Early Childhood Development [BS]	4					1	0									3	0
240102	University Studies [BUS]	2					1	0									1	0
Grand Total		713	5	0	3	2	231	19	9	1	3	0	0	1	2	0	348	89

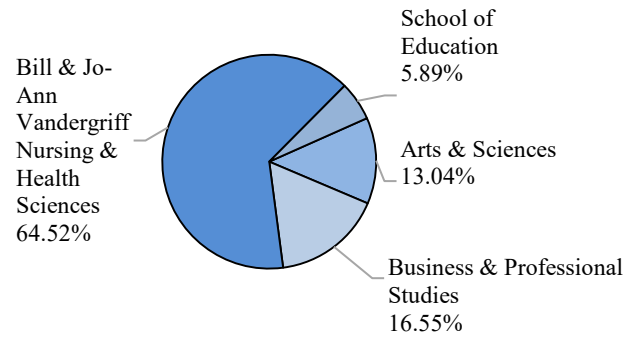
Source: IHL Degree Files and Internal Degree Files

Summary of Degrees Awarded | Table 3.10
Academic Year 2024 - 2025

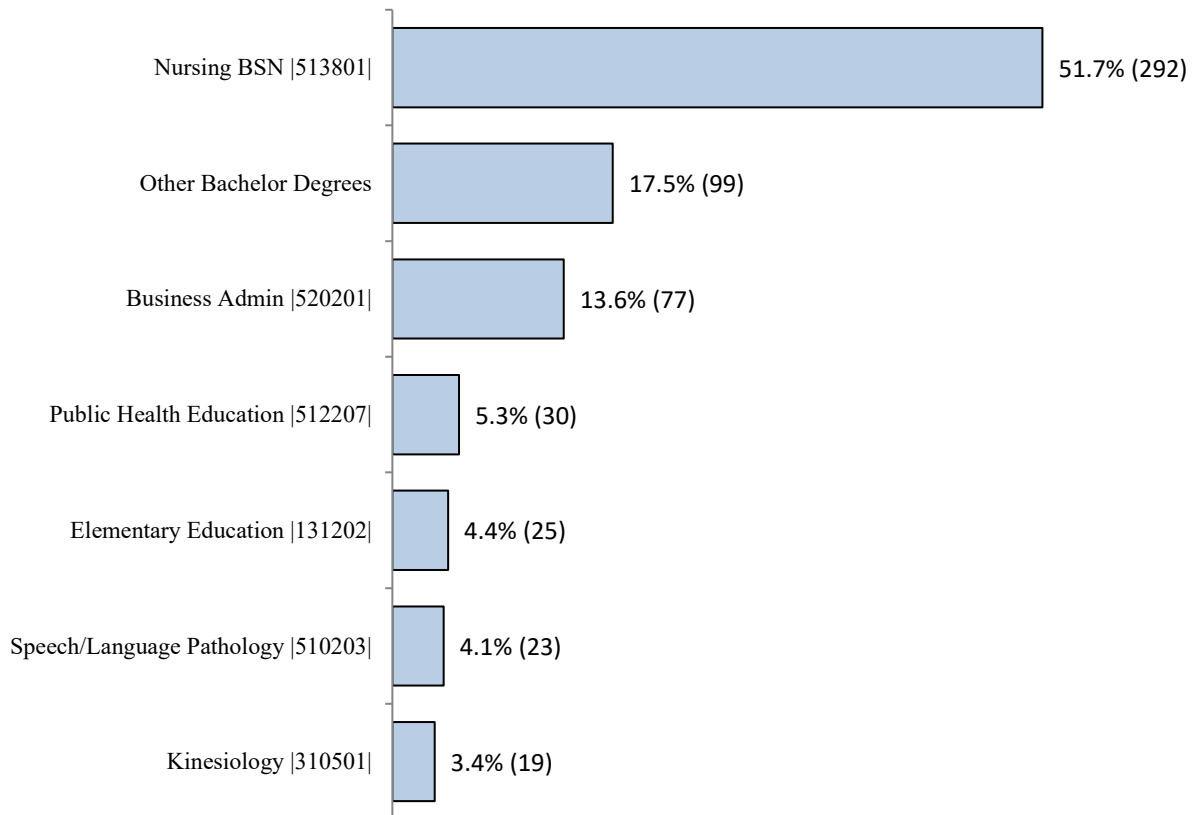
Degrees Awarded by Level



Bachelor's Degrees Awarded by College



Most Popular Bachelor's Degrees by CIP Code and IHL Program Title



Source: IHL Degree Files

Other Bachelor's Degrees include all Bachelor's programs with 15 or less degrees awarded.

History of Degrees Awarded by Program and CIP | Table 3.11
Academic Years 2021 - 2025

College / Program	CIP	2021	2022	2023	2024	2025	5 Yr # Ch	5 Yr % Ch
College of Arts & Sciences Total		105	105	104	108	93	-12	-11%
Art	500101	0	0	0	0	1	1	100%
Biology	260101	22	25	10	18	12	-10	-45%
Chemistry	400501	0	0	2	1	0	0	0%
Communication	090101	6	8	4	6	6	0	0%
Creative Writing - Master's	231302	10	13	13	9	8	-2	-20%
English	230101	8	6	10	9	9	1	13%
Family Science	190101	10	7	7	4	6	-4	-40%
Fine Arts	500101	4	3	6	12	7	3	75%
History	540101	12	7	6	4	8	-4	-33%
Interdisciplinary Studies	309999	1	1	1	1	1	0	0%
Mathematics	270101	2	2	3	3	1	-1	-50%
Music	500901	7	5	5	4	2	-5	-71%
Physical Sciences	400101	0	0	0	0	0	0	0%
Physical Theatre - Master's	500506	3	0	0	0	0	-3	-100%
Political Science	451001	2	7	5	6	6	4	200%
Psychology	420101	13	11	15	13	11	-2	-15%
Spanish	160905	3	1	1	1	1	-2	-67%
Theatre	500101	0	1	1	2	0	0	0%
Theatre Education - Master's	500506	0	7	13	12	12	12	100%
Women's Leadership - Master's	050207	2	1	2	3	2	0	0%
Women's, Gender & Sexuality Studies	050207	0	0	0	0	0	0	0%
College of Business & Professional Studies Total		165	162	179	138	118	-47	-28%
Accounting	520301	1	0	0	0	0	-1	-100%
Business Administration	520201	109	111	129	96	77	-32	-29%
Business Administration - Master's	520201	10	19	18	16	19	9	90%
Culinary Arts	120599	15	12	9	8	7	-8	-53%
General Studies	240101	1	0	0	0	0	-1	-100%
Legal Studies	220302	14	5	9	7	6	-8	-57%
Professional Studies	240199	15	15	14	11	9	-6	-40%

History of Degrees Awarded by Program and CIP | Table 3.11
Academic Years 2021 - 2025

College / Program	CIP	2021	2022	2023	2024	2025	5 Yr # Ch	5 Yr % Ch
Bill & Jo-Ann Vandergriff College of Nursing & Health Sciences Total		658	594	539	505	460	-198	-30%
Doctor of Nursing Practice	513818	2	12	6	7	3	1	50%
Family Nurse Clinician - Master's	513899	33	26	19	19	22	-11	-33%
Kinesiology	310501	25	36	25	21	19	-6	-24%
Nursing - ASN	513801	49	35	37	40	44	-5	-10%
Nursing - BSN	513801	441	379	357	312	292	-149	-34%
Post-Graduate Adv Pr Reg Nurse	513805	0	0	0	1	0	0	0%
Public Health - Master's	512201	12	25	8	6	7	-5	-42%
Public Health Education	512207	55	28	27	43	30	-25	-45%
Speech-Language Pathology	510203	23	32	34	30	23	0	0%
Speech-Language Pathology - Master's	510203	18	21	26	26	20	2	11%
School of Education Total		63	66	48	43	42	-21	-33%
Early Childhood Development	190706	3	7	2	1	4	1	33%
Education - Master's	130101	10	6	5	6	3	-7	-70%
Elementary Education	131202	42	33	22	23	25	-17	-40%
Secondary Teacher Education - Master's	131205	6	16	18	12	8	2	33%
University Studies	240102	2	4	1	1	2	0	0%
Grand Total		991	927	870	794	713	-278	-28%

Source: IHL Degree Files

History of Degrees Awarded by Program, CIP, and Gender | Table 3.12
Academic Years 2021 - 2025

College / Program	CIP	2021		2022		2023		2024		2025		Total
		F	M	F	M	F	M	F	M	F	M	
College of Arts & Sciences Total		81	24	90	15	80	24	79	29	77	16	515
Art	500101	-	-	-	-	-	-	-	-	1	0	1
Biology	260101	15	7	22	3	6	4	12	6	12	0	87
Chemistry	400501	0	0	0	0	1	1	1	0	0	0	3
Communication	090101	5	1	6	2	3	1	2	4	3	3	30
Creative Writing - Master's	231302	7	3	12	1	12	1	7	2	7	1	53
English	230101	7	1	6	0	9	1	7	2	8	1	42
Family Science	190101	9	1	6	1	7	0	4	0	6	0	34
Fine Arts	500101	4	0	2	1	2	4	9	3	6	1	32
History	540101	4	8	7	0	3	3	1	3	7	1	37
Interdisciplinary Studies	309999	1	0	1	0	1	0	1	0	1	0	5
Mathematics	270101	2	0	2	0	3	0	2	1	1	0	11
Music	500901	6	1	4	1	3	2	3	1	1	1	23
Physical Sciences	400101	0	0	0	0	0	0	0	0	0	0	0
Physical Theatre - Master's	500506	3	0	-	-	-	-	-	-	-	-	3
Political Science	451001	1	1	3	4	3	2	4	2	3	3	26
Psychology	420101	12	1	9	2	15	0	11	2	10	1	63
Spanish	160905	3	0	1	0	1	0	1	0	0	1	7
Theatre	500101	0	0	1	0	0	1	2	0	0	0	1
Theatre Education - Master's	500506	-	-	7	0	9	4	9	3	9	3	44
Women's Leadership - Master's	050207	2	0	1	0	2	0	3	0	2	0	10
Women's, Gender & Sexuality Studies	050207	0	0	0	0	0	0	0	0	0	0	0
College of Business & Professional Studies Total		115	50	113	49	130	49	92	46	76	42	762
Accounting	520301	0	1	-	-	-	-	-	-	-	-	1
Business Administration	520201	73	36	73	38	93	36	62	34	46	31	522
Business Administration - Master's	520201	7	3	14	5	11	7	10	6	15	4	82
Culinary Arts	120599	13	2	9	3	6	3	7	1	4	3	51
General Studies	240101	1	0	-	-	-	-	-	-	-	-	1
Legal Studies	220302	13	1	4	1	7	2	6	1	4	2	41
Professional Studies	240199	8	7	13	2	13	1	7	4	7	2	64

History of Degrees Awarded by Program, CIP, and Gender | Table 3.12
Academic Years 2021 - 2025

College / Program	CIP	2021		2022		2023		2024		2025		Total
		F	M	F	M	F	M	F	M	F	M	
Bill & Jo-Ann Vandergriff College of Nursing & Health Sciences Total		597	61	532	62	491	48	455	50	409	51	2,756
Doctor of Nursing Practice	513818	2	0	12	0	6	0	7	0	3	0	30
Family Nurse Clinician - Master's	513899	32	1	25	1	16	3	18	1	21	1	119
Kinesiology	310501	20	5	27	9	16	9	15	6	14	5	126
Nursing - ASN	513801	45	4	33	2	33	4	35	5	36	8	205
Nursing - BSN	513801	401	40	340	39	326	31	283	29	264	28	1,781
Post-Graduate Adv Pr Reg Nurse	513805	0	0	0	0	0	0	1	0	0	0	1
Public Health - Master's	512201	9	3	20	5	8	0	3	3	4	3	58
Public Health Education	512207	47	8	24	4	26	1	39	4	24	6	183
Speech Pathology	510203	23	0	32	0	34	0	28	2	23	0	142
Speech-Language Pathology - Master's	510203	18	0	19	2	26	0	26	0	20	0	111
School of Education Total		58	5	57	9	43	5	39	4	39	3	262
Early Childhood Development	190706	3	0	7	0	2	0	1	0	4	0	17
Education - Master's	130101	9	1	6	0	5	0	5	1	3	0	30
Elementary Education	131202	40	2	30	3	22	0	23	0	24	1	145
Secondary Teacher Education - Master's	131205	4	2	11	5	13	5	9	3	6	2	60
University Studies	240102	2	0	3	1	1	0	1	0	2	0	10
Grand Total		851	140	792	135	744	126	665	129	601	112	4,295

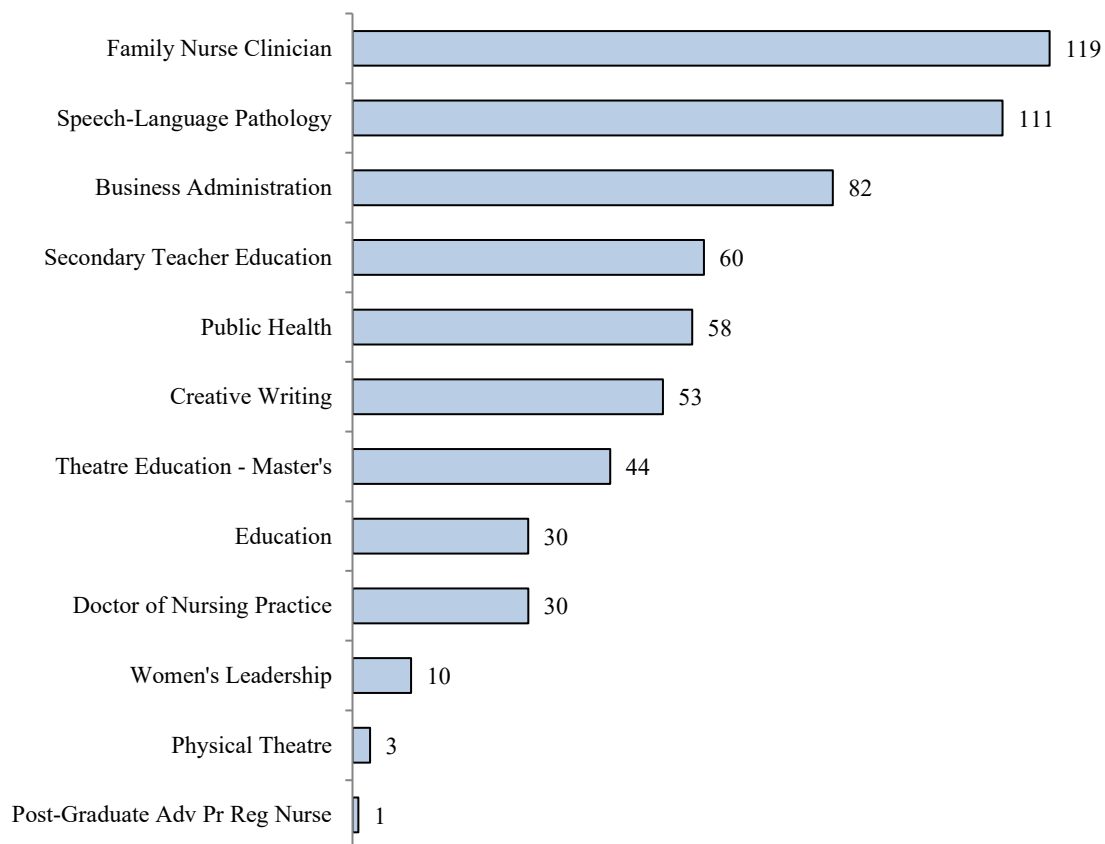
Source: IHL Degree Files

Top Bachelor's & Graduate Degrees Awarded in the last 5 Years | Table 3.13
Academic Years 2021 - 2025

Top 10 Bachelor's Degrees Awarded in the Last 5 Years

1	Nursing - BSN	1,781	51%	6	Kinesiology	126	4%
2	Business Administration	522	15%	7	Biology	87	2%
3	Public Health Education	183	5%	8	Professional Studies	64	2%
4	Elementary Education	145	4%	9	Psychology	63	2%
5	Speech Pathology	142	4%	10	Culinary Arts	51	1%

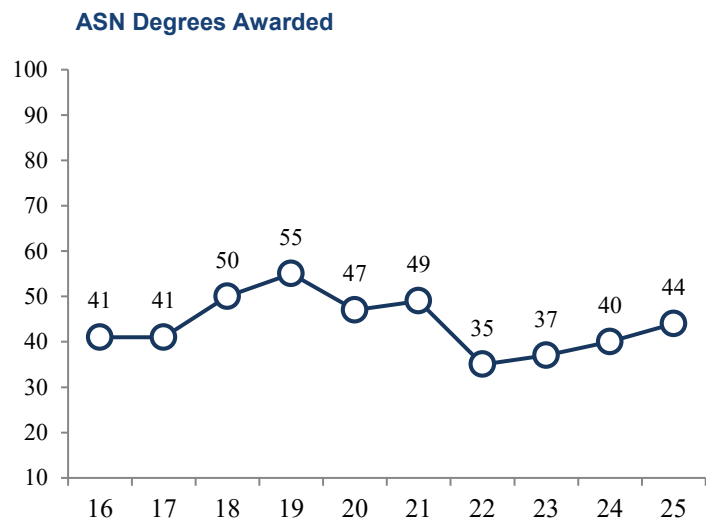
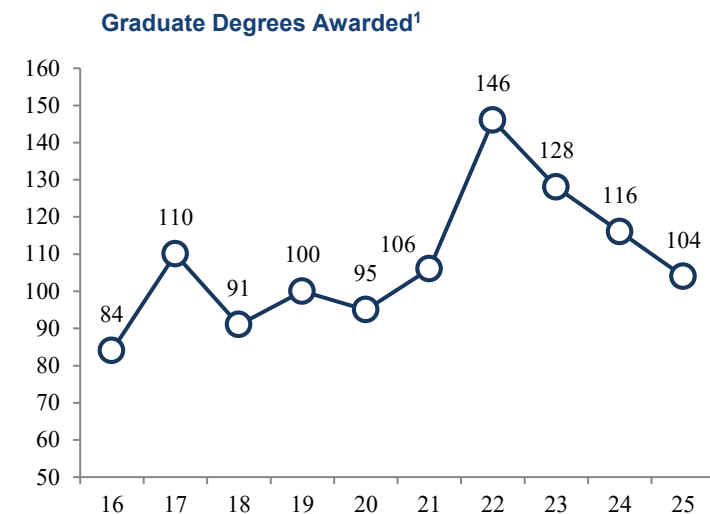
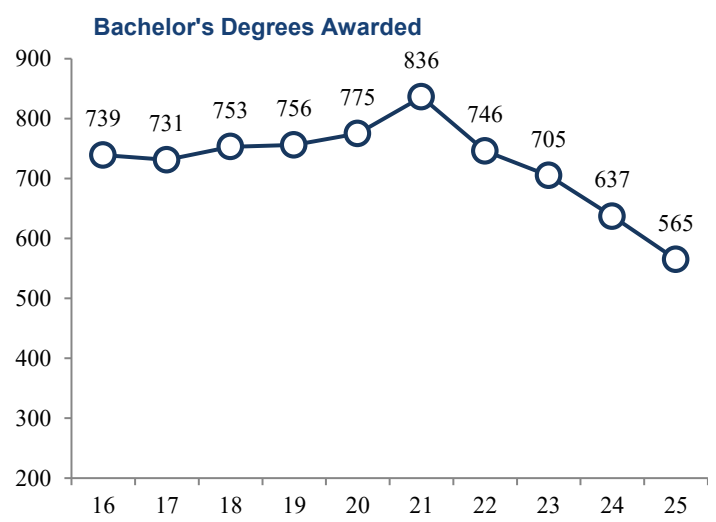
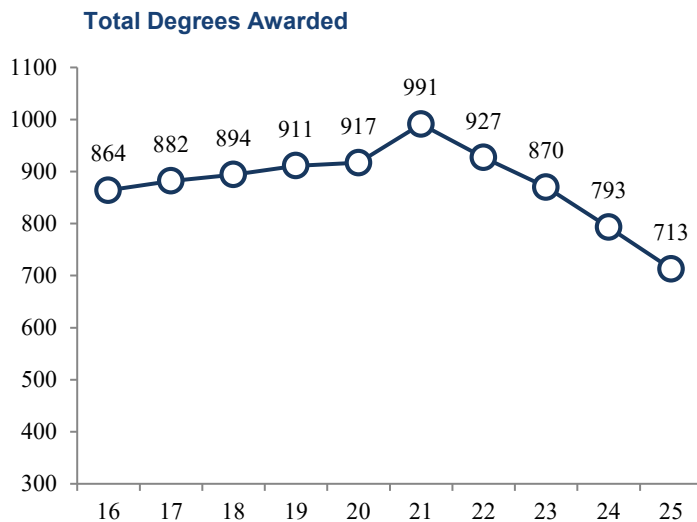
Graduate Degrees Awarded in the Last 5 Years



Source: IHL Degree Files

History of Degrees Awarded by Academic Level | Table 3.14
Academic Years 2016 - 2025

Degree	Degrees Awarded					Total	5 Yr # Ch	5 Yr % Ch
	2021	2022	2023	2024	2025			
ASN	49	35	37	40	44	205	-5	-10%
Bachelor's	836	746	705	637	565	3,489	-271	-32%
Master's	104	134	122	109	101	570	-3	-3%
DNP	2	12	6	7	3	30	1	50%
Total	991	927	870	793	713	4,294	-278	-28%



Source: IHL Degree Files

¹ Includes DNP Degrees

² PMC's are not included in Table 3.14. In AY 2024, one PMC was awarded.

Degrees Awarded by College, Department, CIP & Major/Concentration | Table 3.15
Academic Years 2021 - 2025

College/ Department	CIP	Major/Concentration	Degree	2021	2022	2023	2024	2025	Grand Total
College of Arts & Sciences Total				105	105	104	108	93	515
Art & Design	500101	Art-Studio Art	BFA	0	0	0	0	1	1
		Fine Arts - Studio Art	BFA	2	0	6	4	5	17
		Fine Arts - Studio - Graphic	BFA	2	3	0	8	2	15
	Department Total			4	3	6	12	8	33
Communication	090101	Communication	BA	2	5	1	3	1	12
			BS	4	3	3	3	5	18
	Department Total			6	8	4	6	6	30
History, Political Science, & Geography	309999	Interdisciplinary Studies	BA	1	0	0	0	0	1
			BS	0	1	1	1	1	4
	451001	Political Science	BS	0	1	0	2	3	6
		Political Science - Nonprofit Advocacy	BS	0	0	1	0	1	2
		Political Science - Social Studies	BS	2	6	4	4	2	18
	540101	History	BA	12	5	1	3	5	26
		History - Public History	BA	0	1	4	1	2	8
		History - Teacher Certification	BA	0	1	1	0	1	3
	Department Total			15	15	12	11	15	68
Languages, Literature, & Philosophy	050207	Women's Leadership	MA	2	1	2	3	2	10
		Women's, Gender & Sexuality Studies	BA	0	0	0	0	0	0
	160905	Spanish	BA	3	1	1	1	1	7
	230101	English	BA	4	2	4	0	0	10
		English - Creative Writing	BA	3	2	4	4	1	14
		English - Literature	BA	0	0	2	3	5	10
		English - Teacher Certification	BA	1	2	0	2	3	8
	231302	Creative Writing	MFA	10	13	13	9	8	53
	Department Total			23	21	26	22	20	112
Music	500901	Music	BA	2	0	0	0	0	2
		Music - Composition	BA	0	0	0	1	0	1
		Music - Music Education	BM	1	1	3	1	1	7
		Music - Music Therapy	BM	4	3	2	0	1	10
		Music - Performance	BA	0	1	0	2	0	3
	Department Total			7	5	5	4	2	23
Psychology & Family Science	190101	Family Science	BS	10	7	7	4	6	34
	420101	Psychology	BA	13	8	5	2	3	31
			BS	0	3	10	11	8	32
	Department Total			23	18	22	17	17	97
Sciences & Mathematics	260101	Biology	BS	20	25	10	18	12	85
		Biology - Teacher Certification	BS	2	0	0	0	0	2
	270101	Mathematics	BS	1	2	2	2	0	7
		Mathematics - Teacher Certification	BS	1	0	1	1	1	4
	400101	Physical Science - Teacher Certification	BS	0	0	0	0	0	0
	400501	Chemistry	BS	0	0	2	1	0	3
	Department Total			24	27	15	22	13	101
Theatre	500101	Theatre	BA	0	0	1	1	0	2
		Theatre - Theatre Education	BA	0	1	0	1	0	2
	500506	Physical Theatre	MFA	3	0	0	0	0	3
		Theatre Education	MFA	0	7	13	12	12	44
	Department Total			3	8	14	14	12	51

Degrees Awarded by College, Department, CIP & Major/Concentration | Table 3.15
Academic Years 2021 - 2025

College/ Department	CIP	Major/Concentration	Degree	2021	2022	2023	2024	2025	Grand Total	
College of Business & Professional Studies Total				165	162	179	138	118	762	
Business	240101	General Studies	BS	1	0	0	0	0	1	
	240199	Professional Studies	BPS	15	15	14	11	9	64	
		Business Admin - Culin Art - Main	BAS	2	4	6	6	3	21	
		Business Admin - General Business	BAS	5	6	7	11	7	36	
		Business Admin - Health Care Mgt	BAS	7	5	5	3	6	26	
		Business Admin - Human Res Mgt	BAS	4	7	9	3	1	24	
		Business Admin - Legal Admin	BAS	3	1	3	3	2	12	
		Business Admin - Management	BAS	0	4	4	1	0	9	
		Business Admin - Marketing	BAS	3	2	2	0	0	7	
		Business Admin - MIS	BAS	8	7	5	4	3	27	
		Business Admin - Accounting	BBA	12	9	16	11	9	57	
		Business Admin - General Business	BBA	16	20	26	18	17	97	
		Business Admin - Health Care Mgt	BBA	20	14	13	13	10	70	
		Business Admin - Human Res Mgt	BBA	7	10	11	3	2	33	
		Business Admin - Management	BBA	10	9	7	9	7	42	
		Business Admin - Marketing	BBA	5	4	5	4	5	23	
		Business Admin - MIS	BBA	3	5	5	3	0	16	
		Business Admin - Nonprofit Mgt	BBA	0	1	0	0	1	2	
		Business Admin - Sports Mgt	BBA	0	1	5	4	4	14	
		Business Admin - General Business	BS	0	1	0	0	0	1	
		Business Admin - Health Care Mgt	BS	2	1	0	0	0	3	
		Business Admin - Human Res Mgt	BS	0	0	0	0	0	0	
		Business Admin - Management	BS	1	0	0	0	0	1	
		Business Admin - Marketing	BS	1	0	0	0	0	1	
		Business Admin - MIS	BS	0	0	0	0	0	0	
		520201	Business Administration	MBA	10	19	18	16	19	82
		520301	Accounting	BS	1	0	0	0	0	1
		Department Total			136	145	161	123	105	670
	Culinary Arts	120599	Culinary Arts	BS	15	12	9	8	7	51
		Department Total			15	12	9	8	7	51
Legal Studies	220302	Legal Studies	BA	2	1	1	1	0	5	
			BS	12	4	8	6	6	36	
	Department Total			14	5	9	7	6	41	

Degrees Awarded by College, Department, CIP & Major/Concentration | Table 3.15
Academic Years 2021 - 2025

College/ Department	CIP	Major/Concentration	Degree	2021	2022	2023	2024	2025	Grand Total
Bill & Jo-Ann Vandergriff College of Nursing & Health Sciences Total				658	594	539	505	460	2756
Associate Nursing	513801	Associate of Science Nursing	ASN	49	35	37	40	44	205
	Department Total			49	35	37	40	44	205
Baccalaureate Nursing	513801	Bachelor of Science Nursing	BSN	64	50	66	82	59	321
		Nursing - BSN - Tupelo	BSN	377	329	291	230	233	1460
	Department Total			441	379	357	312	292	1781
Graduate Nursing	513805	Post-Graduate Adv Pr Reg Nurse	PMC	0	0	0	1	0	1
	513818	Doctor of Nursing Practice	DNP	2	12	6	7	3	30
	513899	Family Nurse Practitioner	MSN	33	26	19	19	22	119
	Department Total			35	38	25	27	25	150
Health & Kinesiology	310501	Kinesiology-Exer Sci-Hlth Prof	BS	0	0	0	0	1	1
		Kinesiology - Exer Sci - Phys Ther	BS	11	13	5	10	5	44
		Kinesiology - Exercise Science	BS	14	23	20	11	13	81
	512201	Public Health	MPH	12	25	8	6	7	58
	512207	Public Health Education-Healthcare Nav	BS	0	0	0	0	1	1
		Public Health Education	BAS	4	3	1	6	1	15
		Public Health Education	BS	51	25	26	37	28	167
	Department Total			92	89	60	70	56	367
Speech-Language Pathology	510203	Speech-Language Pathology	BS	23	32	34	30	23	142
		Speech-Language Pathology	MS	18	21	26	26	20	111
	Department Total			41	53	60	56	43	253
School of Education Total				63	66	48	43	42	262
Education	190706	Early Childhood Development	BS	3	7	2	1	4	17
	130101	Education	MED	10	6	5	6	3	30
	131202	Elementary Education	BS	42	33	22	23	25	145
	131205	Secondary Teacher Ed (Alt Rte)	MAT	6	16	18	12	8	60
	240102	University Studies	BUS	2	4	1	1	2	10
	Department Total			63	66	48	43	42	262
Total Degrees Awarded				991	927	870	794	713	4295

Source: IHL Degree Files and Internal Degree Files

History of Degrees Awarded by Second Major | Table 3.16
Academic Years 2021 - 2025

College / Second Major	2021	2022	2023	2024	2025	Total
College of Arts & Sciences Total	2	1	2	0	1	6
Chemistry	0	0	1	0	0	1
History	1	0	1	0	0	2
Political Science	1	0	0	0	0	1
Spanish	0	1	0	0	1	2
College of Business & Professional Studies Total	0	0	1	1	2	4
Business Admin - Marketing	0	0	0	1	1	2
Business Admin - MIS	0	0	0	0	1	1
Business Admin - Nonprofit Mgt	0	0	1	0	0	1
Bill & Jo-Ann Vandergriff College of Nursing & Health Sciences Total	0	0	0	1	0	1
Kinesiology-Exercise Science	0	0	0	1	0	1
School of Education Total	1	0	0	0	0	1
Elementary Education	1	0	0	0	0	1
Grand Total	3	1	3	2	3	12

Source: Internal Degree Files

As of AY 2017, second majors are reported to IPEDS. They are currently not reported to IHL.

Appendix A: Endnotes

All data prior to Fall 2020 have been updated to reflect the Fall 2020 college, department, and program structure. Beginning Fall 2020, the School of Education which contains the Education Department was established. Since the Education Department was moved from the College of Arts, Sciences, & Education in Fall 2020, this college was renamed the College of Arts & Sciences. The Psychology & Family Studies Department was renamed the Psychology & Family Science Department in Fall 2020 to reflect the restructuring of the major from Family Studies to Family Science with a change in CIP Code from 190704 to 190101.

Between Fall 2017 and Summer 2020, the College of Arts & Sciences was coded as the College of Arts, Sciences, & Education. Prior to Fall 2017, the college was referred to as the College of Arts & Sciences.

Prior to Fall 2017, the College of Nursing & Health Sciences was coded as the College of Nursing & Speech Language Pathology. The College of Education & Human Sciences was dissolved during the Fall 2017 college restructure. It housed three departments: Education, Psychology & Family Studies and Health & Kinesiology. The departments of Education and Psychology & Family Studies were moved to the College of Arts, Sciences & Education. The Health & Kinesiology Department was moved to the College of Nursing & Health Sciences.

Changes within the College of Arts & Sciences

Department of Art & Design

- The Art Education [BFA] and Fine Art [BA] programs are being phased out.
- Prior to Fall 2016, 'Fine Arts - Studio Art' was coded as 'Studio Art' and 'Fine Arts - Studio - Graphic' was coded as 'Graphic Design'.
- Prior to Fall 2016, all pre-Fine Arts majors [BFA] were included with the Fine Arts [BA] majors.
- Fall 2017 forward, all pre-majors will be coded in a degree program. All pre-art majors will be coded in Fine Arts - Studio Art [BFA] and Fine Arts - Studio - Graphic [BFA].
- Beginning Fall 2024, Fine Arts was renamed to Art. It has the same CIP Code as Fine Arts. Students already in the program are being allowed to finish with a Fine Arts degree if they choose.

Changes within the School of Education

Department of Education

- The University Studies (IHL mandated C2C Degree) program was originally housed in the Business Department of the College of Business & Professional Studies. This program was moved to the Education Department in Fall 2020.
- Between Fall 2017 and Summer 2019, pre-Elementary Education majors were coded in the Interdisciplinary Studies (BS) program within the Department of History, Political Science, & Geography. Beginning Fall 2019, these students are now coded within the Early Childhood Development program within the Education Department.
- Beginning Fall 2025, we will no longer have pre-Elementary Education majors coded within Early Childhood Education. Because of changes in education policies, there is no longer a need for a pre-Elementary Education. All Elementary Education students will be included in the actual major.
- In Fall 2018, the Educational Leadership [MED], Gifted Studies [MED] and Reading/Literacy [MED] programs were consolidated into Education [MED].
- Prior to Fall 2016, Secondary Teacher Ed (Alt Rte) was coded as Education [MAT].
- Beginning in Spring 2025, the CIP for Bachelor's program Early Childhood Development changed from 190706 to 131210, and the program title changed to Early Childhood Education. Students already in the program are being allowed to finish with the Early Childhood Development degree if they choose.
- University Studies (BUS C2C Degree) is being phased out.

Department of History, Political Science & Geography

- Social Sciences [BA, BS] is being phased out.
- Between Fall 2017 and Summer 2019, the pre-Elementary Education majors were coded within the Interdisciplinary Studies [BS] program.
- Political Science [BA] is being phased out.
- Interdisciplinary Studies (BA, BS) is being phased out.

Department of Languages, Literature, & Philosophy

- In September 2022, The Women's Studies [WO STU, BA] major was renamed to Women's, Gender and Sexuality Studies [WO STUD, BA], and the Women's Studies [WS] minor was renamed to Women's, Gender and Sexuality Studies [WGS].

Department of Sciences & Mathematics

- No current changes.

Department of Theatre

- Physical Theatre [MFA] is being phased out.

Changes within the College of Business & Professional Studies

Department of Business

- The University Studies (IHL mandated C2C Degree) program was originally housed in the Business Department of the College of Business & Professional Studies. This program was moved to the Education Department in Fall 2020.
- Fall 2018 forward, the Business Administration program will transition from a BS degree to a BBA degree.
- The Accounting [BS] major has been discontinued and restructured to a concentration within Business Administration [BBA].
- General Studies [BS] is being phased out. General Studies [BA] was restructured/renamed to Professional Studies [BPS]. Prior to Fall 2017, General Studies was housed in the Department of Health & Kinesiology. Fall 2017 forward, the program will be housed in the Department of Business.
- Fall 2016 forward, the Business Administration programs/concentrations will contain both the BAS and BS degree programs.
- Public-Safety Administration [BA, BS] is being phased out.

Department of Culinary Arts

- In September 2022, the Pastry Arts [CPST] and the Culinary Management [CMGT] minors were created under the Culinary Arts Department.
- In September 2022, the Nutrition and Health [NHLT] and Nutrition/Wellness [NWEL] minors were phased out and replaced by the newly created Nutrition [NUTR] minor.

Changes within the College of Nursing & Health Sciences

College of Nursing & Health Sciences will be called the Bill & Jo-Ann Vandergriff College of Nursing & Health Sciences as of Fall 2023.

Department of Associate Nursing

- Fall 2017 forward, all pre-majors will be coded in a degree program. Pre-Nursing ASN majors will be coded in Public Health Education [BS].

Department of Baccalaureate Nursing

- Fall 2017 forward, all pre-majors will be coded in a degree program. Pre-Nursing BSN majors will be coded in Public Health Education [BS].
- The Pre-Nursing BSN – Tupelo major was phased out in Fall 2017.

Department of Graduate Nursing

- The Post Masters Certificate Nursing [PMC] has been discontinued and restructured/renamed to Post Graduate Adv Pr Reg Nurse [PMC].

Department of Health & Kinesiology

- The General Studies program was moved to the Department of Business in Fall 2017.
- The Health Education [MS] program has been discontinued and restructured/renamed to Public Health [MPH].
- Prior to Fall 2017, 'Kinesiology - Exer Sci - Phys Ther' was coded as 'Exercise Sci-Physical Therapy'.

Changes within the Library College

Department of Library

- The Digital Studies [DGST] minor was created in Spring 2020 under the Library Department.