

Mississippi University for Women

MUW Graduation Survey: 2024-2025

1 - What is the highest level of education your parent or guardian completed?

Response Option	Weight	Frequency	Percent	Percent Responses	Means
Master's Degree or higher	(1)	112	20.90%		3.09
Bachelor's Degree	(2)	144	26.87%		
Associate's Degree	(3)	89	16.60%		
Trade/Technical School Certificate	(4)	28	5.22%		
HS Diploma	(5)	122	22.76%		
GED	(6)	18	3.36%		
N/A	(7)	23	4.29%		
				0 25 50 75 100	Question
Response Rate	Mean	STD			
536/743 (72.14%)	3.09	1.75			

2 - Your degree:

Response Option	Weight	Frequency	Percent	Percent Responses	Means
Associate's Degree	(1)	52	9.67%		2.06
Bachelor's Degree	(2)	406	75.46%		
Master's Degree/Post-Master's Certificate	(3)	78	14.50%		
Doctorate	(4)	2	0.37%		
				0 25 50 75 100	Question
Response Rate	Mean	STD			
538/743 (72.41%)	2.06	0.50			

3 - What College /School is your degree from?

Response Option	Weight	Frequency	Percent	Percent Responses	Means
Arts & Sciences	(1)	80	14.87%		2.59
Business & Professional Studies	(2)	95	17.66%		
Nursing & Health Sciences	(3)	327	60.78%		
Education	(4)	36	6.69%		
				0 25 50 75 100	Question
Response Rate	Mean	STD			
538/743 (72.41%)	2.59	0.82			

Mississippi University for Women
MUW Graduation Survey: 2024-2025

4 - What is your major/program area of your degree (Concentrations are listed in parentheses.)?

Response Option	Weight	Frequency	Percent	Percent Responses	Means
Biology (Teacher Cert.)	(1)	13	2.42%	■	<div>18.53</div>
Business Admin. – BBA (ACCT, GB, HCM, HRM, MGT, MKT, MIS, NP Mgt, Sports Mgt)	(2)	46	8.55%	■	
Business Admin. – BAS (Culinary Arts, GB, HCM, HRM, Legal Admin., MGT, MIS, MKT, NP Mgt, Sports Mgt)	(3)	22	4.09%	■	
Business Admin. – Master's	(4)	13	2.42%	■	
Chemistry	(5)	0	0.00%		
Communication	(6)	5	0.93%		
Creative Writing – Master's	(7)	6	1.12%		
Culinary Arts	(8)	5	0.93%		
Early Childhood Development	(9)	5	0.93%		
Education – Master's	(10)	7	1.30%		
Elementary Education	(11)	21	3.90%	■	
English (Teacher Cert., CR Writing, Lit, Prof. Writing, AA Lit.)	(12)	9	1.67%		
Family Science	(13)	6	1.12%		
Fine Arts (Studio Art, Studio Graphic)	(14)	5	0.93%		
History (Teacher Cert., Public History)	(15)	7	1.30%		
Interdisciplinary Studies	(16)	1	0.19%		
Kinesiology (Exercise Science, Ex Sci-Health Professions)	(17)	14	2.60%	■	
Legal Studies	(18)	6	1.12%		
Mathematics (Teacher Cert.)	(19)	0	0.00%		
Music (Music Therapy, Music Education, Composition, Performance)	(20)	1	0.19%		
Nursing – ASN	(21)	34	6.32%	■	
Nursing – BSN	(22)	200	37.17%	■	
Nursing – MSN	(23)	20	3.72%	■	
Nursing – PMC	(24)	0	0.00%		
Nursing – DNP	(25)	2	0.37%		
Physical Science (Teacher Cert.)	(26)	0	0.00%		
Political Science (Social Studies, NP Advocacy)	(27)	4	0.74%		
Professional Studies	(28)	6	1.12%		
Psychology	(29)	8	1.49%		
Public Health Education (Health Care Nav.)	(30)	19	3.53%	■	
Public Health – Master's	(31)	4	0.74%		
Secondary Teacher Ed (Alt. Rte.) - Master's (MAT)	(32)	0	0.00%		
Spanish (Teacher Cert.)	(33)	1	0.19%		
Speech Language Pathology – BS	(34)	21	3.90%	■	
Speech Language Pathology – Master's	(35)	16	2.97%	■	
Theatre (Theatre Education)	(36)	0	0.00%		
Theatre Education - Master's	(37)	8	1.49%		
University Studies (C2C)	(38)	1	0.19%		
Women's, Gender, & Sexuality Studies	(39)	0	0.00%		
Women's Leadership – Master's	(40)	2	0.37%		
				0 25 50 75 100	Question
Response Rate	Mean	STD			
538/743 (72.41%)	18.53	9.77			

Mississippi University for Women

MUW Graduation Survey: 2024-2025

5 - What was your primary status at MUW?

Response Option	Weight	Frequency	Percent	Percent Responses	Means
Residence Hall Student	(1)	63	11.91%	<div><div></div></div>	2.38
Commuter Student	(2)	201	38.00%	<div><div></div></div>	
Online Student	(3)	265	50.09%	<div><div></div></div>	
				0 25 50 75 100	Question
Response Rate	Mean	STD			
529/743 (71.2%)	2.38	0.69			

6 - Did you enter MUW as a transfer student from another college or university?

Response Option	Weight	Frequency	Percent	Percent Responses	Means
Yes	(1)	370	69.03%	<div><div></div></div>	1.31
No	(2)	166	30.97%	<div><div></div></div>	
				0 25 50 75 100	Question
Response Rate	Mean	STD			
536/743 (72.14%)	1.31	0.46			

7 - Why did you choose MUW? (Select All that Apply)

Response Option	Weight	Frequency	Percent	Percent Responses	Means
Able to maintain employment	(1)	169	31.35%	<div><div></div></div>	
Advice of Alumni	(2)	80	14.84%	<div><div></div></div>	
Advice of high school staff	(3)	10	1.86%	<div><div></div></div>	
Advice of parents or relatives/friends	(4)	121	22.45%	<div><div></div></div>	
Athletics	(5)	54	10.02%	<div><div></div></div>	
Good academic reputation	(6)	307	56.96%	<div><div></div></div>	
Good faculty	(7)	161	29.87%	<div><div></div></div>	
Like the size of the university	(8)	177	32.84%	<div><div></div></div>	
Like the social atmosphere	(9)	52	9.65%	<div><div></div></div>	
Low cost of attending	(10)	252	46.75%	<div><div></div></div>	
Nearby location	(11)	173	32.10%	<div><div></div></div>	
Offered financial support	(12)	115	21.34%	<div><div></div></div>	
Offered the program I wanted	(13)	302	56.03%	<div><div></div></div>	
Online class availability	(14)	222	41.19%	<div><div></div></div>	
Only university that accepted me	(15)	2	0.37%	<div><div></div></div>	
Wanted to be with friends	(16)	16	2.97%	<div><div></div></div>	
Other	(17)	24	4.45%	<div><div></div></div>	
				0 25 50 75 100	
Response Rate	539/743 (72.54%)				

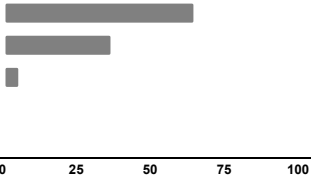
8 - Do you plan to join the MUW Alumni Association?

Response Option	Weight	Frequency	Percent	Percent Responses	Means
Yes	(1)	247	47.05%	<div><div></div></div>	1.53
No	(2)	278	52.95%	<div><div></div></div>	
				0 25 50 75 100	Question
Response Rate	Mean	STD			
525/743 (70.66%)	1.53	0.50			

Mississippi University for Women
MUW Graduation Survey: 2024-2025

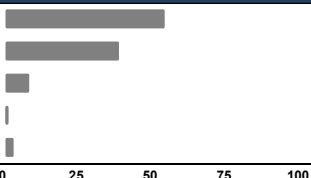
9 - Rate MUW's contribution to your:

Intellectual Growth

Response Option	Weight	Frequency	Percent	Percent Responses	Means
Excellent	(1)	324	61.13%		1.44
Good	(2)	181	34.15%		
Fair	(3)	22	4.15%		
Poor	(4)	2	0.38%		
N/A	(5)	1	0.19%		
				0 25 50 75 100	Question
Response Rate	Mean	STD			
530/743 (71.33%)	1.44	0.61			

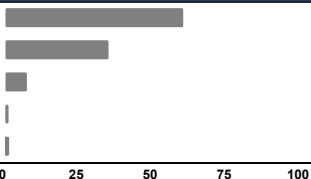
9 - Rate MUW's contribution to your:

Interpersonal (social) skills

Response Option	Weight	Frequency	Percent	Percent Responses	Means
Excellent	(1)	275	51.79%		1.66
Good	(2)	196	36.91%		
Fair	(3)	41	7.72%		
Poor	(4)	5	0.94%		
N/A	(5)	14	2.64%		
				0 25 50 75 100	Question
Response Rate	Mean	STD			
531/743 (71.47%)	1.66	0.87			

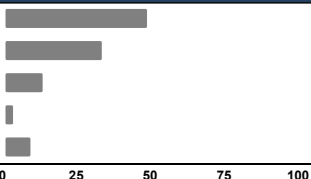
9 - Rate MUW's contribution to your:

Leadership development

Response Option	Weight	Frequency	Percent	Percent Responses	Means
Excellent	(1)	307	57.82%		1.53
Good	(2)	178	33.52%		
Fair	(3)	37	6.97%		
Poor	(4)	5	0.94%		
N/A	(5)	4	0.75%		
				0 25 50 75 100	Question
Response Rate	Mean	STD			
531/743 (71.47%)	1.53	0.73			

9 - Rate MUW's contribution to your:

Involvement in community service

Response Option	Weight	Frequency	Percent	Percent Responses	Means
Excellent	(1)	244	46.04%		1.95
Good	(2)	166	31.32%		
Fair	(3)	64	12.08%		
Poor	(4)	13	2.45%		
N/A	(5)	43	8.11%		
				0 25 50 75 100	Question
Response Rate	Mean	STD			
530/743 (71.33%)	1.95	1.19			

Mississippi University for Women

MUW Graduation Survey: 2024-2025

9 - Rate MUW's contribution to your:

Preparation for employment

Response Option	Weight	Frequency	Percent	Percent Responses	Means
Excellent	(1)	282	53.31%		1.65
Good	(2)	187	35.35%		
Fair	(3)	36	6.81%		
Poor	(4)	10	1.89%		
N/A	(5)	14	2.65%		
				0 25 50 75 100	Question
Response Rate	Mean	STD			
529/743 (71.2%)	1.65	0.89			

9 - Rate MUW's contribution to your:

Knowledge of diverse work environments

Response Option	Weight	Frequency	Percent	Percent Responses	Means
Excellent	(1)	278	52.75%		1.64
Good	(2)	195	37.00%		
Fair	(3)	33	6.26%		
Poor	(4)	6	1.14%		
N/A	(5)	15	2.85%		
				0 25 50 75 100	Question
Response Rate	Mean	STD			
527/743 (70.93%)	1.64	0.88			

9 - Rate MUW's contribution to your:

Knowledge of effective work habits

Response Option	Weight	Frequency	Percent	Percent Responses	Means
Excellent	(1)	280	53.03%		1.62
Good	(2)	198	37.50%		
Fair	(3)	33	6.25%		
Poor	(4)	5	0.95%		
N/A	(5)	12	2.27%		
				0 25 50 75 100	Question
Response Rate	Mean	STD			
528/743 (71.06%)	1.62	0.83			

9 - Rate MUW's contribution to your:

Preparation to work as part of a team

Response Option	Weight	Frequency	Percent	Percent Responses	Means
Excellent	(1)	307	58.25%		1.52
Good	(2)	185	35.10%		
Fair	(3)	25	4.74%		
Poor	(4)	3	0.57%		
N/A	(5)	7	1.33%		
				0 25 50 75 100	Question
Response Rate	Mean	STD			
527/743 (70.93%)	1.52	0.73			

Mississippi University for Women

MUW Graduation Survey: 2024-2025

9 - Rate MUW's contribution to your:

Preparation for further education in some professional, scientific, or scholarly field

Response Option	Weight	Frequency	Percent	Percent Responses	Means
Excellent	(1)	306	57.84%		1.56
Good	(2)	172	32.51%		
Fair	(3)	38	7.18%		
Poor	(4)	2	0.38%		
N/A	(5)	11	2.08%		
				0 25 50 75 100	Question
Response Rate	Mean	STD			
529/743 (71.2%)	1.56	0.81			

9 - Rate MUW's contribution to your:

General knowledge of different areas of study

Response Option	Weight	Frequency	Percent	Percent Responses	Means
Excellent	(1)	282	53.21%		1.64
Good	(2)	191	36.04%		
Fair	(3)	37	6.98%		
Poor	(4)	5	0.94%		
N/A	(5)	15	2.83%		
				0 25 50 75 100	Question
Response Rate	Mean	STD			
530/743 (71.33%)	1.64	0.88			

9 - Rate MUW's contribution to your:

Exposure to art, literature, music, drama, and other cultural events

Response Option	Weight	Frequency	Percent	Percent Responses	Means
Excellent	(1)	257	48.86%		1.92
Good	(2)	163	30.99%		
Fair	(3)	48	9.13%		
Poor	(4)	8	1.52%		
N/A	(5)	50	9.51%		
				0 25 50 75 100	Question
Response Rate	Mean	STD			
526/743 (70.79%)	1.92	1.22			

9 - Rate MUW's contribution to your:


Written communication skills

Response Option	Weight	Frequency	Percent	Percent Responses	Means
Excellent	(1)	305	57.87%		1.52
Good	(2)	180	34.16%		
Fair	(3)	36	6.83%		
Poor	(4)	2	0.38%		
N/A	(5)	4	0.76%		
				0 25 50 75 100	Question
Response Rate	Mean	STD			
527/743 (70.93%)	1.52	0.71			

Mississippi University for Women
MUW Graduation Survey: 2024-2025


9 - Rate MUW's contribution to your:

Oral communication skills

Response Option	Weight	Frequency	Percent	Percent Responses	Means
Excellent	(1)	297	56.25%		1.56
Good	(2)	188	35.61%		
Fair	(3)	31	5.87%		
Poor	(4)	3	0.57%		
N/A	(5)	9	1.70%		
				0 25 50 75 100	Question
Response Rate	Mean	STD			
528/743 (71.06%)	1.56	0.78			


9 - Rate MUW's contribution to your:

Understanding of research methodologies and the scientific method

Response Option	Weight	Frequency	Percent	Percent Responses	Means
Excellent	(1)	273	51.90%		1.68
Good	(2)	188	35.74%		
Fair	(3)	41	7.79%		
Poor	(4)	7	1.33%		
N/A	(5)	17	3.23%		
				0 25 50 75 100	Question
Response Rate	Mean	STD			
526/743 (70.79%)	1.68	0.92			


9 - Rate MUW's contribution to your:

Awareness of other philosophies, cultures, and ways of life

Response Option	Weight	Frequency	Percent	Percent Responses	Means
Excellent	(1)	275	52.28%		1.69
Good	(2)	183	34.79%		
Fair	(3)	43	8.17%		
Poor	(4)	8	1.52%		
N/A	(5)	17	3.23%		
				0 25 50 75 100	Question
Response Rate	Mean	STD			
526/743 (70.79%)	1.69	0.93			

9 - Rate MUW's contribution to your:

Technology skills

Response Option	Weight	Frequency	Percent	Percent Responses	Means
Excellent	(1)	268	51.05%		1.68
Good	(2)	194	36.95%		
Fair	(3)	38	7.24%		
Poor	(4)	11	2.10%		
N/A	(5)	14	2.67%		
				0 25 50 75 100	Question
Response Rate	Mean	STD			
525/743 (70.66%)	1.68	0.90			

Mississippi University for Women
MUW Graduation Survey: 2024-2025

9 - Rate MUW's contribution to your:										
Desire for life-long learning										
Response Option		Weight	Frequency	Percent	Percent Responses			Means		
Excellent		(1)	299	56.84%				1.56		
Good		(2)	182	34.60%						
Fair		(3)	30	5.70%						
Poor		(4)	9	1.71%						
N/A		(5)	6	1.14%						
					0	25	50	75	100	Question
Response Rate		Mean	STD							
526/743 (70.79%)		1.56	0.78							

9 - Rate MUW's contribution to your:						
Critical thinking skills						
Response Option		Weight	Frequency	Percent	Percent Responses	Means
Excellent		(1)	316	60.19%		1.47
Good		(2)	181	34.48%		
Fair		(3)	21	4.00%		
Poor		(4)	4	0.76%		
N/A		(5)	3	0.57%		
					0 25 50 75 100	Question
Response Rate		Mean	STD			
525/743 (70.66%)		1.47	0.67			

9 - Rate MUW's contribution to your:						
Problem solving skills						
Response Option		Weight	Frequency	Percent	Percent Responses	Means
Excellent		(1)	310	59.16%		1.50
Good		(2)	183	34.92%		
Fair		(3)	21	4.01%		
Poor		(4)	4	0.76%		
N/A		(5)	6	1.15%		
					0 25 50 75 100	Question
Response Rate		Mean	STD			
524/743 (70.52%)		1.50	0.72			

10 - Rate MUW's effectiveness in providing:						
Instruction in your major						
Response Option		Weight	Frequency	Percent	Percent Responses	Means
Excellent		(1)	351	66.86%		1.40
Good		(2)	143	27.24%		
Fair		(3)	27	5.14%		
Poor		(4)	3	0.57%		
N/A		(5)	1	0.19%		
					0255075100	Question
Response Rate		Mean	STD			
525/743 (70.66%)		1.40	0.63			

Mississippi University for Women

MUW Graduation Survey: 2024-2025

10 - Rate MUW's effectiveness in providing:

Quality faculty-student interaction

Response Option	Weight	Frequency	Percent	Percent Responses	Means
Excellent	(1)	341	65.08%		1.41
Good	(2)	159	30.34%		
Fair	(3)	17	3.24%		
Poor	(4)	5	0.95%		
N/A	(5)	2	0.38%		
				0 25 50 75 100	Question
Response Rate	Mean	STD			
524/743 (70.52%)	1.41	0.64			

10 - Rate MUW's effectiveness in providing:

A personalized learning environment

Response Option	Weight	Frequency	Percent	Percent Responses	Means
Excellent	(1)	327	63.01%		1.47
Good	(2)	156	30.06%		
Fair	(3)	26	5.01%		
Poor	(4)	4	0.77%		
N/A	(5)	6	1.16%		
				0 25 50 75 100	Question
Response Rate	Mean	STD			
519/743 (69.85%)	1.47	0.73			

10 - Rate MUW's effectiveness in providing:

Quality of instruction in online courses compared to traditional classroom setting

Response Option	Weight	Frequency	Percent	Percent Responses	Means
Excellent	(1)	308	59.34%		1.57
Good	(2)	157	30.25%		
Fair	(3)	37	7.13%		
Poor	(4)	4	0.77%		
N/A	(5)	13	2.50%		
				0 25 50 75 100	Question
Response Rate	Mean	STD			
519/743 (69.85%)	1.57	0.86			

10 - Rate MUW's effectiveness in providing:

Undergraduate and/or graduate research opportunities

Response Option	Weight	Frequency	Percent	Percent Responses	Means
Excellent	(1)	301	57.66%		1.66
Good	(2)	153	29.31%		
Fair	(3)	36	6.90%		
Poor	(4)	6	1.15%		
N/A	(5)	26	4.98%		
				0 25 50 75 100	Question
Response Rate	Mean	STD			
522/743 (70.26%)	1.66	1.01			

Mississippi University for Women

MUW Graduation Survey: 2024-2025

10 - Rate MUW's effectiveness in providing:

Service learning (applied class content to identified community problems)

Response Option	Weight	Frequency	Percent	Percent Responses	Means
Excellent	(1)	279	53.35%		1.72
Good	(2)	174	33.27%		
Fair	(3)	37	7.07%		
Poor	(4)	6	1.15%		
N/A	(5)	27	5.16%		
				0 25 50 75 100	Question
Response Rate	Mean	STD			
523/743 (70.39%)	1.72	1.02			

10 - Rate MUW's effectiveness in providing:

Opportunities for practical experience (internships, externships, practicums, study abroad, etc.)

Response Option	Weight	Frequency	Percent	Percent Responses	Means
Excellent	(1)	300	57.58%		1.69
Good	(2)	154	29.56%		
Fair	(3)	25	4.80%		
Poor	(4)	10	1.92%		
N/A	(5)	32	6.14%		
				0 25 50 75 100	Question
Response Rate	Mean	STD			
521/743 (70.12%)	1.69	1.08			

10 - Rate MUW's effectiveness in providing:

My present attitude toward my degree major

Response Option	Weight	Frequency	Percent	Percent Responses	Means
Excellent	(1)	353	67.62%		1.40
Good	(2)	145	27.78%		
Fair	(3)	15	2.87%		
Poor	(4)	4	0.77%		
N/A	(5)	5	0.96%		
				0 25 50 75 100	Question
Response Rate	Mean	STD			
522/743 (70.26%)	1.40	0.68			

10 - Rate MUW's effectiveness in providing:

Awareness of national and global issues

Response Option	Weight	Frequency	Percent	Percent Responses	Means
Excellent	(1)	280	53.74%		1.70
Good	(2)	162	31.09%		
Fair	(3)	51	9.79%		
Poor	(4)	10	1.92%		
N/A	(5)	18	3.45%		
				0 25 50 75 100	Question
Response Rate	Mean	STD			
521/743 (70.12%)	1.70	0.97			

Mississippi University for Women
MUW Graduation Survey: 2024-2025

10 - Rate MUW's effectiveness in providing:

An engaging learning environment

Response Option	Weight	Frequency	Percent	Percent Responses	Means
Excellent	(1)	319	61.23%		1.49
Good	(2)	166	31.86%		
Fair	(3)	25	4.80%		
Poor	(4)	6	1.15%		
N/A	(5)	5	0.96%		
				0 25 50 75 100	Question
Response Rate	Mean	STD			
521/743 (70.12%)	1.49	0.73			

10 - Rate MUW's effectiveness in providing:

Registration

Response Option	Weight	Frequency	Percent	Percent Responses	Means
Excellent	(1)	313	60.19%		1.52
Good	(2)	161	30.96%		
Fair	(3)	37	7.12%		
Poor	(4)	2	0.38%		
N/A	(5)	7	1.35%		
				0 25 50 75 100	Question
Response Rate	Mean	STD			
520/743 (69.99%)	1.52	0.76			

10 - Rate MUW's effectiveness in providing:

Academic advising

Response Option	Weight	Frequency	Percent	Percent Responses	Means
Excellent	(1)	325	62.74%		1.49
Good	(2)	146	28.19%		
Fair	(3)	35	6.76%		
Poor	(4)	8	1.54%		
N/A	(5)	4	0.77%		
				0 25 50 75 100	Question
Response Rate	Mean	STD			
518/743 (69.72%)	1.49	0.76			

10 - Rate MUW's effectiveness in providing:

Academic support services (e.g. math, reading, and writing labs; tutorial support; and remedial courses)

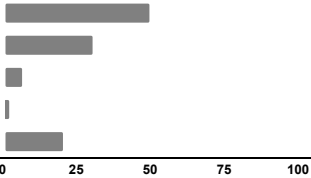
Response Option	Weight	Frequency	Percent	Percent Responses	Means
Excellent	(1)	270	52.12%		1.92
Good	(2)	148	28.57%		
Fair	(3)	35	6.76%		
Poor	(4)	2	0.39%		
N/A	(5)	63	12.16%		
				0 25 50 75 100	Question
Response Rate	Mean	STD			
518/743 (69.72%)	1.92	1.30			

Mississippi University for Women

MUW Graduation Survey: 2024-2025

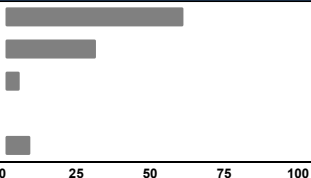
10 - Rate MUW's effectiveness in providing:

Proctoring Services

Response Option	Weight	Frequency	Percent	Percent Responses	Means
Excellent	(1)	243	46.82%		2.16
Good	(2)	147	28.32%		
Fair	(3)	28	5.39%		
Poor	(4)	4	0.77%		
N/A	(5)	97	18.69%		
				0 25 50 75 100	Question
Response Rate	Mean	STD			
519/743 (69.85%)	2.16	1.49			

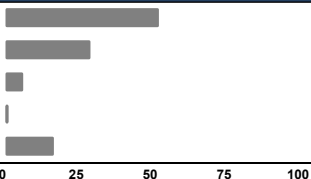
10 - Rate MUW's effectiveness in providing:

Library services

Response Option	Weight	Frequency	Percent	Percent Responses	Means
Excellent	(1)	301	57.88%		1.71
Good	(2)	153	29.42%		
Fair	(3)	24	4.62%		
Poor	(4)	0	0.00%		
N/A	(5)	42	8.08%		
				0 25 50 75 100	Question
Response Rate	Mean	STD			
520/743 (69.99%)	1.71	1.13			

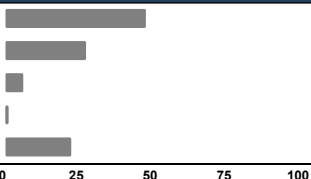
10 - Rate MUW's effectiveness in providing:

Career services

Response Option	Weight	Frequency	Percent	Percent Responses	Means
Excellent	(1)	260	49.90%		2.05
Good	(2)	144	27.64%		
Fair	(3)	30	5.76%		
Poor	(4)	5	0.96%		
N/A	(5)	82	15.74%		
				0 25 50 75 100	Question
Response Rate	Mean	STD			
521/743 (70.12%)	2.05	1.42			

10 - Rate MUW's effectiveness in providing:

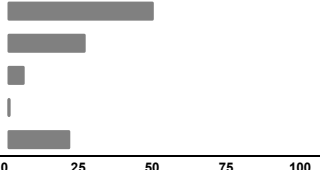
Counseling services

Response Option	Weight	Frequency	Percent	Percent Responses	Means
Excellent	(1)	237	45.66%		2.26
Good	(2)	136	26.20%		
Fair	(3)	30	5.78%		
Poor	(4)	5	0.96%		
N/A	(5)	111	21.39%		
				0 25 50 75 100	Question
Response Rate	Mean	STD			
519/743 (69.85%)	2.26	1.55			

Mississippi University for Women
MUW Graduation Survey: 2024-2025

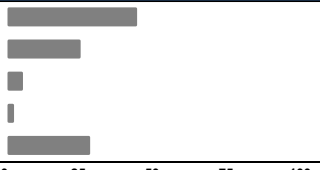
10 - Rate MUW's effectiveness in providing:

Health services

Response Option	Weight	Frequency	Percent	Percent Responses	Means
Excellent	(1)	247	47.59%		2.21
Good	(2)	132	25.43%		
Fair	(3)	29	5.59%		
Poor	(4)	5	0.96%		
N/A	(5)	106	20.42%		
				0 25 50 75 100	Question
Response Rate	Mean	STD			
519/743 (69.85%)	2.21	1.54			

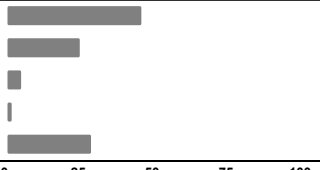
10 - Rate MUW's effectiveness in providing:

Accessible facilities for people with disabilities

Response Option	Weight	Frequency	Percent	Percent Responses	Means
Excellent	(1)	218	42.17%		2.48
Good	(2)	123	23.79%		
Fair	(3)	26	5.03%		
Poor	(4)	11	2.13%		
N/A	(5)	139	26.89%		
				0 25 50 75 100	Question
Response Rate	Mean	STD			
517/743 (69.58%)	2.48	1.66			

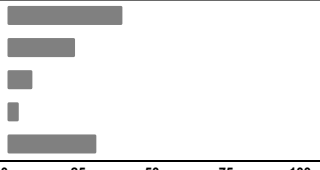
10 - Rate MUW's effectiveness in providing:

Academic accommodations for people with disabilities

Response Option	Weight	Frequency	Percent	Percent Responses	Means
Excellent	(1)	226	43.55%		2.45
Good	(2)	122	23.51%		
Fair	(3)	23	4.43%		
Poor	(4)	7	1.35%		
N/A	(5)	141	27.17%		
				0 25 50 75 100	Question
Response Rate	Mean	STD			
519/743 (69.85%)	2.45	1.67			

10 - Rate MUW's effectiveness in providing:

Housing and Residence Life

Response Option	Weight	Frequency	Percent	Percent Responses	Means
Excellent	(1)	194	37.38%		2.65
Good	(2)	114	21.97%		
Fair	(3)	42	8.09%		
Poor	(4)	19	3.66%		
N/A	(5)	150	28.90%		
				0 25 50 75 100	Question
Response Rate	Mean	STD			
519/743 (69.85%)	2.65	1.67			

Mississippi University for Women

MUW Graduation Survey: 2024-2025

10 - Rate MUW's effectiveness in providing:

Services for commuter students (awareness of campus events, lounges, etc.)

Response Option	Weight	Frequency	Percent	Percent Responses	Means
Excellent	(1)	226	43.55%		2.30
Good	(2)	130	25.05%		
Fair	(3)	45	8.67%		
Poor	(4)	16	3.08%		
N/A	(5)	102	19.65%		
				0 25 50 75 100	Question
Response Rate	Mean	STD			
519/743 (69.85%)	2.30	1.53			

10 - Rate MUW's effectiveness in providing:

Food service on campus

Response Option	Weight	Frequency	Percent	Percent Responses	Means
Excellent	(1)	201	38.73%		2.44
Good	(2)	132	25.43%		
Fair	(3)	50	9.63%		
Poor	(4)	27	5.20%		
N/A	(5)	109	21.00%		
				0 25 50 75 100	Question
Response Rate	Mean	STD			
519/743 (69.85%)	2.44	1.55			

10 - Rate MUW's effectiveness in providing:

Campus sponsored recreational activities

Response Option	Weight	Frequency	Percent	Percent Responses	Means
Excellent	(1)	212	41.17%		2.39
Good	(2)	137	26.60%		
Fair	(3)	39	7.57%		
Poor	(4)	5	0.97%		
N/A	(5)	122	23.69%		
				0 25 50 75 100	Question
Response Rate	Mean	STD			
515/743 (69.31%)	2.39	1.58			

10 - Rate MUW's effectiveness in providing:

Student life (extra-curricular activities)

Response Option	Weight	Frequency	Percent	Percent Responses	Means
Excellent	(1)	216	41.78%		2.41
Good	(2)	135	26.11%		
Fair	(3)	31	6.00%		
Poor	(4)	7	1.35%		
N/A	(5)	128	24.76%		
				0 25 50 75 100	Question
Response Rate	Mean	STD			
517/743 (69.58%)	2.41	1.61			

Mississippi University for Women

MUW Graduation Survey: 2024-2025

10 - Rate MUW's effectiveness in providing:

Reservations for meeting spaces

Response Option	Weight	Frequency	Percent	Percent Responses	Means
Excellent	(1)	239	46.23%		2.30
Good	(2)	124	23.98%		
Fair	(3)	34	6.58%		
Poor	(4)	2	0.39%		
N/A	(5)	118	22.82%		
				0 25 50 75 100	Question
Response Rate	Mean	STD			
517/743 (69.58%)	2.30	1.59			

10 - Rate MUW's effectiveness in providing:

Facilities maintenance

Response Option	Weight	Frequency	Percent	Percent Responses	Means
Excellent	(1)	225	43.52%		2.28
Good	(2)	137	26.50%		
Fair	(3)	36	6.96%		
Poor	(4)	24	4.64%		
N/A	(5)	95	18.38%		
				0 25 50 75 100	Question
Response Rate	Mean	STD			
517/743 (69.58%)	2.28	1.51			

10 - Rate MUW's effectiveness in providing:

A safe environment

Response Option	Weight	Frequency	Percent	Percent Responses	Means
Excellent	(1)	231	45.03%		2.13
Good	(2)	145	28.27%		
Fair	(3)	49	9.55%		
Poor	(4)	16	3.12%		
N/A	(5)	72	14.04%		
				0 25 50 75 100	Question
Response Rate	Mean	STD			
513/743 (69.04%)	2.13	1.39			

11 - Overall, how satisfied are you with the quality of your overall collegiate experience?

Response Option	Weight	Frequency	Percent	Percent Responses	Means
Very Satisfied	(1)	305	57.87%		1.50
Satisfied	(2)	186	35.29%		
Neutral	(3)	32	6.07%		
Dissatisfied	(4)	3	0.57%		
Very Dissatisfied	(5)	1	0.19%		
				0 25 50 75 100	Question
Response Rate	Mean	STD			
527/743 (70.93%)	1.50	0.66			

Mississippi University for Women

MUW Graduation Survey: 2024-2025

12 - While studying for your current degree, did you participate in any of the following (Select all that apply)?

Response Option	Weight	Frequency	Percent	Percent Responses	Means
Volunteer Work	(1)	209	56.18%	<div><div></div></div>	
Unpaid Internship	(2)	85	22.85%	<div><div></div></div>	
Paid Internship	(3)	64	17.20%	<div><div></div></div>	
Study Abroad	(4)	14	3.76%	<div><div></div></div>	
Practicum	(5)	62	16.67%	<div><div></div></div>	
Externship	(6)	59	15.86%	<div><div></div></div>	
Undergraduate or Graduate Research	(7)	177	47.58%	<div><div></div></div>	
				0 25 50 75 100	
Response Rate	372/743 (50.07%)				

13 - Would you recommend the Career Services and Professional Development Center to a future student?

Response Option	Weight	Frequency	Percent	Percent Responses	Means
Yes	(1)	221	42.34%	<div><div></div></div>	2.14
No	(2)	8	1.53%	<div><div></div></div>	
Not Applicable	(3)	293	56.13%	<div><div></div></div>	
				0 25 50 75 100	Question
Response Rate	Mean	STD			
522/743 (70.26%)	2.14	0.98			

14 - How many times did you visit the Career Services and Professional Development Center?

Response Option	Weight	Frequency	Percent	Percent Responses	Means
0	(1)	410	78.54%	<div><div></div></div>	1.24
1 to 3	(2)	99	18.97%	<div><div></div></div>	
4 to 6	(3)	11	2.11%	<div><div></div></div>	
7 or more	(4)	2	0.38%	<div><div></div></div>	
				0 25 50 75 100	Question
Response Rate	Mean	STD			
522/743 (70.26%)	1.24	0.50			

15 - During most of the terms you attended MUW, what was your employment status?

Response Option	Weight	Frequency	Percent	Percent Responses	Means
Full-time	(1)	263	50.29%	<div><div></div></div>	1.67
Part-time	(2)	172	32.89%	<div><div></div></div>	
Not employed	(3)	88	16.83%	<div><div></div></div>	
				0 25 50 75 100	Question
Response Rate	Mean	STD			
523/743 (70.39%)	1.67	0.75			

16 - What is your current employment status? {Select All that Apply}

Response Option	Weight	Frequency	Percent	Percent Responses	Means
Secured Full-Time Employment in Field of Study	(1)	132	25.24%	<div><div></div></div>	
Searching for Full-Time Employment in Field of Study	(2)	92	17.59%	<div><div></div></div>	
Currently Employed Full-Time in Field of Study	(3)	79	15.11%	<div><div></div></div>	
Currently Employed Full-Time	(4)	125	23.90%	<div><div></div></div>	
Currently Employed Part-Time	(5)	99	18.93%	<div><div></div></div>	
N/A	(6)	71	13.58%	<div><div></div></div>	
				0 25 50 75 100	
Response Rate	523/743 (70.39%)				

Mississippi University for Women

MUW Graduation Survey: 2024-2025

17 - Please indicate the range of your starting salary.

Response Option	Weight	Frequency	Percent	Percent Responses	Means
Under \$25,000	(1)	78	14.97%	<div><div></div></div>	4.96
\$25,000-\$35,000	(2)	39	7.49%	<div><div></div></div>	
\$35,001-\$45,000	(3)	42	8.06%	<div><div></div></div>	
\$45,001-\$55,000	(4)	51	9.79%	<div><div></div></div>	
\$55,001-\$65,000	(5)	80	15.36%	<div><div></div></div>	
\$65,001-\$75,000	(6)	48	9.21%	<div><div></div></div>	
More than \$75,000	(7)	56	10.75%	<div><div></div></div>	
N/A	(8)	127	24.38%	<div><div></div></div>	
				0 25 50 75 100	Question
Response Rate	Mean	STD			
521/743 (70.12%)	4.96	2.49			

18 - What are your future plans beyond employment? {Select All that Apply}

Response Option	Weight	Frequency	Percent	Percent Responses	Means
To complete a Bachelor's Degree	(1)	91	18.16%	<div><div></div></div>	
To attend graduate/professional school	(2)	271	54.09%	<div><div></div></div>	
To join the Military Service	(3)	3	0.60%	<div><div></div></div>	
To join a Service Program (e.g. Peace Corps, AmeriCorps, etc.)	(4)	2	0.40%	<div><div></div></div>	
Do not plan to work or attend school within the next six months	(5)	39	7.78%	<div><div></div></div>	
Other	(6)	151	30.14%	<div><div></div></div>	
				0 25 50 75 100	Question
Response Rate	501/743 (67.43%)				

19 - Do you know what Title IX means?

Response Option	Weight	Frequency	Percent	Percent Responses	Means
Yes	(1)	449	86.51%	<div><div></div></div>	1.13
No	(2)	70	13.49%	<div><div></div></div>	
				0 25 50 75 100	Question
Response Rate	Mean	STD			
519/743 (69.85%)	1.13	0.34			

20 - Are you aware that MUW has a sexual misconduct policy?

Response Option	Weight	Frequency	Percent	Percent Responses	Means
Yes	(1)	484	94.16%	<div><div></div></div>	1.06
No	(2)	30	5.84%	<div><div></div></div>	
				0 25 50 75 100	Question
Response Rate	Mean	STD			
514/743 (69.18%)	1.06	0.23			

21 - Are you aware of how to file a sexual misconduct report?

Response Option	Weight	Frequency	Percent	Percent Responses	Means
Yes	(1)	400	77.97%	<div><div></div></div>	1.22
No	(2)	113	22.03%	<div><div></div></div>	
				0 25 50 75 100	Question
Response Rate	Mean	STD			
513/743 (69.04%)	1.22	0.41			

Mississippi University for Women
MUW Graduation Survey: 2024-2025

22 - Did you receive any financial assistance while attending MUW?

Response Option	Weight	Frequency	Percent	Percent Responses	Means
Yes	(1)	449	87.18%	<div><div></div></div>	1.13
No	(2)	66	12.82%	<div><div></div></div>	
				0 25 50 75 100	Question
Response Rate	Mean	STD			
515/743 (69.31%)	1.13	0.33			

23 - If YES, what type of financial aid did you receive? {Select All that Apply}

Response Option	Weight	Frequency	Percent	Percent Responses	Means
Federal Pell Grants or SEOG Grants	(1)	238	51.40%	<div><div></div></div>	
Federal Work Study	(2)	28	6.05%	<div><div></div></div>	
Institutional Scholarship	(3)	224	48.38%	<div><div></div></div>	
Loans	(4)	241	52.05%	<div><div></div></div>	
State Grants (MESG, MTAG, William Winter, HELP, etc.)	(5)	145	31.32%	<div><div></div></div>	
Other	(6)	47	10.15%	<div><div></div></div>	
				0 25 50 75 100	
Response Rate	463/743 (62.31%)				

24 - Were you aware of the financial aid policies, student deadlines, and disbursement dates?

Response Option	Weight	Frequency	Percent	Percent Responses	Means
Yes	(1)	463	90.08%	<div><div></div></div>	1.10
No	(2)	51	9.92%	<div><div></div></div>	
				0 25 50 75 100	Question
Response Rate	Mean	STD			
514/743 (69.18%)	1.10	0.30			

25 - Overall, how would you rate the financial aid process (from application to receipt of funds)?

Response Option	Weight	Frequency	Percent	Percent Responses	Means
Excellent	(1)	228	43.68%	<div><div></div></div>	1.95
Good	(2)	177	33.91%	<div><div></div></div>	
Fair	(3)	71	13.60%	<div><div></div></div>	
Poor	(4)	9	1.72%	<div><div></div></div>	
N/A	(5)	37	7.09%	<div><div></div></div>	
				0 25 50 75 100	Question
Response Rate	Mean	STD			
522/743 (70.26%)	1.95	1.13			

26 - Overall, how would you rate the functions of University Accounting (billing, payments, etc.)?

Response Option	Weight	Frequency	Percent	Percent Responses	Means
Excellent	(1)	237	45.66%	<div><div></div></div>	1.79
Good	(2)	188	36.22%	<div><div></div></div>	
Fair	(3)	72	13.87%	<div><div></div></div>	
Poor	(4)	10	1.93%	<div><div></div></div>	
N/A	(5)	12	2.31%	<div><div></div></div>	
				0 25 50 75 100	Question
Response Rate	Mean	STD			
519/743 (69.85%)	1.79	0.92			

Mississippi University for Women
MUW Graduation Survey: 2024-2025

27 - Overall, how would you rate the registrar processes (including updating personal/academic information, adding/dropping classes, degree audit processing, applying for graduation, transcript processing, etc.)?

Response Option	Weight	Frequency	Percent	Percent Responses	Means
Excellent	(1)	282	54.23%		1.56
Good	(2)	190	36.54%		
Fair	(3)	44	8.46%		
Poor	(4)	4	0.77%		
				0 25 50 75 100	Question
Response Rate	Mean	STD			
520/743 (69.99%)	1.56	0.68			

28 - Overall, how would you rate your experience with Human Resources?

Response Option	Weight	Frequency	Percent	Percent Responses	Means
Excellent	(1)	219	41.95%		2.30
Good	(2)	152	29.12%		
Fair	(3)	34	6.51%		
Poor	(4)	7	1.34%		
N/A	(5)	110	21.07%		
				0 25 50 75 100	Question
Response Rate	Mean	STD			
522/743 (70.26%)	2.30	1.53			

29 - What is your age?

Response Option	Weight	Frequency	Percent	Percent Responses	Means
Less than or equal to 24	(1)	282	53.92%		1.61
25-39	(2)	165	31.55%		
40 or over	(3)	76	14.53%		
				0 25 50 75 100	Question
Response Rate	Mean	STD			
523/743 (70.39%)	1.61	0.73			

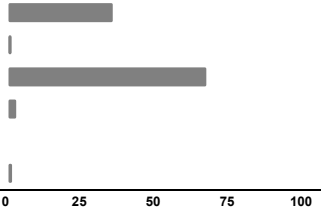
30 - What is your gender?

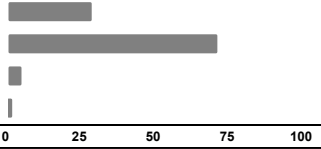
Response Option	Weight	Frequency	Percent	Percent Responses	Means
Female	(1)	436	83.52%		1.20
Male	(2)	76	14.56%		
Other/Non-binary	(3)	4	0.77%		
Prefer not to answer	(4)	6	1.15%		
				0 25 50 75 100	Question
Response Rate	Mean	STD			
522/743 (70.26%)	1.20	0.49			

31 - Are you a citizen of the United States?

Response Option	Weight	Frequency	Percent	Percent Responses	Means
Yes	(1)	516	99.42%		1.01
No	(2)	3	0.58%		
				0 25 50 75 100	Question
Response Rate	Mean	STD			
519/743 (69.85%)	1.01	0.08			

Mississippi University for Women
MUW Graduation Survey: 2024-2025

32 - Race/Ethnicity: {Select All that Apply}									
Response Option	Weight	Frequency	Percent	Percent Responses		Means			
Black or African American	(1)	176	33.91%						
American Indian or Alaska Native	(2)	5	0.96%						
White	(3)	334	64.35%						
Hispanic/Latino	(4)	13	2.50%						
Native Hawaiian or Other Pacific Islander	(5)	1	0.19%						
Asian	(6)	6	1.16%						
				0	25	50	75	100	
Response Rate	519/743 (69.85%)								

33 - Are you?										
Response Option		Weight	Frequency	Percent	Percent Responses			Means		
Married		(1)	141	27.06%				1.79		
Single		(2)	354	67.95%						
Divorced		(3)	22	4.22%						
Widowed		(4)	4	0.77%						
					0	25	50	75	100	Question
Response Rate		Mean	STD							
521/743 (70.12%)		1.79	0.55							