

Mississippi University for Women

Spring 2025 Faculty Satisfaction Survey

1 - What is your position with the university?

Response Option	Weight	Frequency	Percent	Percent Responses	Means
Full-time Faculty	(1)	85	90.43%	<div><div></div></div>	
Part-time Faculty	(2)	9	9.57%	<div><div></div></div>	
				0 25 50 75 100	
Response Rate					
94/153 (61.44%)					

2 - Please rate the following statements according to their accuracy.

1. MUW uses a well-defined process to establish, evaluate, and change its university goals.

Response Option	Weight	Frequency	Percent	Percent Responses	Means
Strongly Agree	(1)	38	31.93%	<div><div></div></div>	1.77
Agree	(2)	66	55.46%	<div><div></div></div>	
Disagree	(3)	10	8.40%	<div><div></div></div>	
Strongly Disagree	(4)	1	0.84%	<div><div></div></div>	
Not Applicable	(0)	4	3.36%	<div><div></div></div>	
				0 25 50 75 100	Question
Response Rate	Mean	STD			
119/153 (77.78%)	1.77	0.64			

2 - Please rate the following statements according to their accuracy.

2. I am aware of how the University planning processes work.

Response Option	Weight	Frequency	Percent	Percent Responses	Means
Strongly Agree	(1)	33	27.73%	<div><div></div></div>	1.92
Agree	(2)	59	49.58%	<div><div></div></div>	
Disagree	(3)	18	15.13%	<div><div></div></div>	
Strongly Disagree	(4)	3	2.52%	<div><div></div></div>	
Not Applicable	(0)	6	5.04%	<div><div></div></div>	
				0 25 50 75 100	Question
Response Rate	Mean	STD			
119/153 (77.78%)	1.92	0.75			

2 - Please rate the following statements according to their accuracy.

3. The University planning processes are guided by MUW's mission.

Response Option	Weight	Frequency	Percent	Percent Responses	Means
Strongly Agree	(1)	43	36.44%	<div><div></div></div>	1.74
Agree	(2)	57	48.31%	<div><div></div></div>	
Disagree	(3)	8	6.78%	<div><div></div></div>	
Strongly Disagree	(4)	3	2.54%	<div><div></div></div>	
Not Applicable	(0)	7	5.93%	<div><div></div></div>	
				0 25 50 75 100	Question
Response Rate	Mean	STD			
118/153 (77.12%)	1.74	0.71			

Mississippi University for Women

Spring 2025 Faculty Satisfaction Survey

2 - Please rate the following statements according to their accuracy.

4. The President actively encourages the planning process.

Response Option	Weight	Frequency	Percent	Percent Responses	Means
Strongly Agree	(1)	45	38.14%		1.72
Agree	(2)	56	47.46%		
Disagree	(3)	8	6.78%		
Strongly Disagree	(4)	3	2.54%		
Not Applicable	(0)	6	5.08%		
				0 25 50 75 100	Question
Response Rate	Mean	STD			
118/153 (77.12%)	1.72	0.71			

2 - Please rate the following statements according to their accuracy.

5. I actively participate in the planning process of my department.

Response Option	Weight	Frequency	Percent	Percent Responses	Means
Strongly Agree	(1)	63	53.85%		1.54
Agree	(2)	40	34.19%		
Disagree	(3)	6	5.13%		
Strongly Disagree	(4)	3	2.56%		
Not Applicable	(0)	5	4.27%		
				0 25 50 75 100	Question
Response Rate	Mean	STD			
117/153 (76.47%)	1.54	0.72			

2 - Please rate the following statements according to their accuracy.

6. My department regularly formulates outcomes with achievement targets for the unit.

Response Option	Weight	Frequency	Percent	Percent Responses	Means
Strongly Agree	(1)	68	57.63%		1.47
Agree	(2)	38	32.20%		
Disagree	(3)	6	5.08%		
Strongly Disagree	(4)	1	0.85%		
Not Applicable	(0)	5	4.24%		
				0 25 50 75 100	Question
Response Rate	Mean	STD			
118/153 (77.12%)	1.47	0.64			

2 - Please rate the following statements according to their accuracy.

7. The outcomes with achievement targets of my department are consistent with its mission.

Response Option	Weight	Frequency	Percent	Percent Responses	Means
Strongly Agree	(1)	72	60.50%		1.41
Agree	(2)	38	31.93%		
Disagree	(3)	3	2.52%		
Strongly Disagree	(4)	1	0.84%		
Not Applicable	(0)	5	4.20%		
				0 25 50 75 100	Question
Response Rate	Mean	STD			
119/153 (77.78%)	1.41	0.59			

Mississippi University for Women

Spring 2025 Faculty Satisfaction Survey

2 - Please rate the following statements according to their accuracy.

8. The outcomes with achievement targets formulated by my department are consistent with the University's mission.

Response Option	Weight	Frequency	Percent	Percent Responses	Means
Strongly Agree	(1)	69	57.98%		1.43
Agree	(2)	41	34.45%		
Disagree	(3)	4	3.36%		
Strongly Disagree	(4)	0	0.00%		
Not Applicable	(0)	5	4.20%		
				0 25 50 75 100	Question
Response Rate	Mean	STD			
119/153 (77.78%)	1.43	0.56			

2 - Please rate the following statements according to their accuracy.

9. The results of the evaluation of my department's outcomes with achievement targets are used to improve the department.

Response Option	Weight	Frequency	Percent	Percent Responses	Means
Strongly Agree	(1)	69	58.97%		1.49
Agree	(2)	36	30.77%		
Disagree	(3)	10	8.55%		
Strongly Disagree	(4)	0	0.00%		
Not Applicable	(0)	2	1.71%		
				0 25 50 75 100	Question
Response Rate	Mean	STD			
117/153 (76.47%)	1.49	0.65			

2 - Please rate the following statements according to their accuracy.

10. The educational effectiveness of individual courses and/or program areas in my department is measured by multiple means of assessment.

Response Option	Weight	Frequency	Percent	Percent Responses	Means
Strongly Agree	(1)	65	55.56%		1.50
Agree	(2)	45	38.46%		
Disagree	(3)	3	2.56%		
Strongly Disagree	(4)	2	1.71%		
Not Applicable	(0)	2	1.71%		
				0 25 50 75 100	Question
Response Rate	Mean	STD			
117/153 (76.47%)	1.50	0.64			

2 - Please rate the following statements according to their accuracy.

11. Budget preparation and implementation at MUW are preceded by sound planning.

Response Option	Weight	Frequency	Percent	Percent Responses	Means
Strongly Agree	(1)	27	23.08%		2.01
Agree	(2)	55	47.01%		
Disagree	(3)	10	8.55%		
Strongly Disagree	(4)	9	7.69%		
Not Applicable	(0)	16	13.68%		
				0 25 50 75 100	Question
Response Rate	Mean	STD			
117/153 (76.47%)	2.01	0.85			

Mississippi University for Women

Spring 2025 Faculty Satisfaction Survey

2 - Please rate the following statements according to their accuracy.

12. Budget preparation and implementation at MUW reflect the University's mission.

Response Option	Weight	Frequency	Percent	Percent Responses	Means
Strongly Agree	(1)	29	24.58%		1.94
Agree	(2)	55	46.61%		
Disagree	(3)	11	9.32%		
Strongly Disagree	(4)	6	5.08%		
Not Applicable	(0)	17	14.41%		
				0 25 50 75 100	Question
Response Rate	Mean	STD			
118/153 (77.12%)	1.94	0.80			

2 - Please rate the following statements according to their accuracy.

13. I have input into decisions that affect the instructional budget.

Response Option	Weight	Frequency	Percent	Percent Responses	Means
Strongly Agree	(1)	17	14.66%		2.28
Agree	(2)	42	36.21%		
Disagree	(3)	23	19.83%		
Strongly Disagree	(4)	10	8.62%		
Not Applicable	(0)	24	20.69%		
				0 25 50 75 100	Question
Response Rate	Mean	STD			
116/153 (75.82%)	2.28	0.89			

2 - Please rate the following statements according to their accuracy.

14. The University provides sufficient funds for the operation of the academic programs.

Response Option	Weight	Frequency	Percent	Percent Responses	Means
Strongly Agree	(1)	15	12.82%		2.27
Agree	(2)	60	51.28%		
Disagree	(3)	27	23.08%		
Strongly Disagree	(4)	9	7.69%		
Not Applicable	(0)	6	5.13%		
				0 25 50 75 100	Question
Response Rate	Mean	STD			
117/153 (76.47%)	2.27	0.80			

2 - Please rate the following statements according to their accuracy.

15. Adequate policies exist to protect faculty from assuming or being assigned duties which would interfere with the quality of teaching responsibilities.

Response Option	Weight	Frequency	Percent	Percent Responses	Means
Strongly Agree	(1)	25	21.55%		2.08
Agree	(2)	59	50.86%		
Disagree	(3)	20	17.24%		
Strongly Disagree	(4)	7	6.03%		
Not Applicable	(0)	5	4.31%		
				0 25 50 75 100	Question
Response Rate	Mean	STD			
116/153 (75.82%)	2.08	0.81			

Mississippi University for Women

Spring 2025 Faculty Satisfaction Survey

2 - Please rate the following statements according to their accuracy.

16. Faculty teaching loads are reasonable.

Response Option	Weight	Frequency	Percent	Percent Responses	Means
Strongly Agree	(1)	32	27.83%		1.87
Agree	(2)	65	56.52%		
Disagree	(3)	13	11.30%		
Strongly Disagree	(4)	2	1.74%		
Not Applicable	(0)	3	2.61%		
				0 25 50 75 100	Question
Response Rate	Mean	STD			
115/153 (75.16%)	1.87	0.68			

2 - Please rate the following statements according to their accuracy.

17. The faculty salary levels and total compensation program are adequate to assure positive faculty morale and motivation.

Response Option	Weight	Frequency	Percent	Percent Responses	Means
Strongly Agree	(1)	10	8.55%		2.99
Agree	(2)	26	22.22%		
Disagree	(3)	34	29.06%		
Strongly Disagree	(4)	45	38.46%		
Not Applicable	(0)	2	1.71%		
				0 25 50 75 100	Question
Response Rate	Mean	STD			
117/153 (76.47%)	2.99	0.99			

2 - Please rate the following statements according to their accuracy.

18. MUW faculty are rewarded for improving their levels of education and training.

Response Option	Weight	Frequency	Percent	Percent Responses	Means
Strongly Agree	(1)	21	17.80%		2.38
Agree	(2)	42	35.59%		
Disagree	(3)	30	25.42%		
Strongly Disagree	(4)	16	13.56%		
Not Applicable	(0)	9	7.63%		
				0 25 50 75 100	Question
Response Rate	Mean	STD			
118/153 (77.12%)	2.38	0.96			

2 - Please rate the following statements according to their accuracy.

19. The number of advisees assigned to faculty is reasonable.

Response Option	Weight	Frequency	Percent	Percent Responses	Means
Strongly Agree	(1)	31	26.50%		1.82
Agree	(2)	61	52.14%		
Disagree	(3)	12	10.26%		
Strongly Disagree	(4)	0	0.00%		
Not Applicable	(0)	13	11.11%		
				0 25 50 75 100	Question
Response Rate	Mean	STD			
117/153 (76.47%)	1.82	0.62			

Mississippi University for Women

Spring 2025 Faculty Satisfaction Survey

2 - Please rate the following statements according to their accuracy.

20. I discuss career goals with my advisees.

Response Option	Weight	Frequency	Percent	Percent Responses	Means
Strongly Agree	(1)	70	60.34%		1.35
Agree	(2)	35	30.17%		
Disagree	(3)	1	0.86%		
Strongly Disagree	(4)	0	0.00%		
Not Applicable	(0)	10	8.62%		
				0 25 50 75 100	Question
Response Rate	Mean	STD			
116/153 (75.82%)	1.35	0.50			

2 - Please rate the following statements according to their accuracy.

21. The primary responsibility for the educational programs at the University resides with the faculty.

Response Option	Weight	Frequency	Percent	Percent Responses	Means
Strongly Agree	(1)	50	42.37%		1.69
Agree	(2)	53	44.92%		
Disagree	(3)	10	8.47%		
Strongly Disagree	(4)	2	1.69%		
Not Applicable	(0)	3	2.54%		
				0 25 50 75 100	Question
Response Rate	Mean	STD			
118/153 (77.12%)	1.69	0.71			

2 - Please rate the following statements according to their accuracy.

22. The University has an appropriate number of full-time faculty to support its mission.

Response Option	Weight	Frequency	Percent	Percent Responses	Means
Strongly Agree	(1)	29	24.79%		2.01
Agree	(2)	59	50.43%		
Disagree	(3)	20	17.09%		
Strongly Disagree	(4)	5	4.27%		
Not Applicable	(0)	4	3.42%		
				0 25 50 75 100	Question
Response Rate	Mean	STD			
117/153 (76.47%)	2.01	0.78			

2 - Please rate the following statements according to their accuracy.

23. The University has procedures for fair and reasonable assignment of faculty to committees.

Response Option	Weight	Frequency	Percent	Percent Responses	Means
Strongly Agree	(1)	29	24.79%		1.88
Agree	(2)	66	56.41%		
Disagree	(3)	12	10.26%		
Strongly Disagree	(4)	2	1.71%		
Not Applicable	(0)	8	6.84%		
				0 25 50 75 100	Question
Response Rate	Mean	STD			
117/153 (76.47%)	1.88	0.66			

Mississippi University for Women

Spring 2025 Faculty Satisfaction Survey

2 - Please rate the following statements according to their accuracy.

24. The University has procedures for fair and reasonable assignment of faculty to work with student organizations.

Response Option	Weight	Frequency	Percent	Percent Responses	Means
Strongly Agree	(1)	24	20.69%		1.89
Agree	(2)	65	56.03%		
Disagree	(3)	11	9.48%		
Strongly Disagree	(4)	1	0.86%		
Not Applicable	(0)	15	12.93%		
				0 25 50 75 100	Question
Response Rate	Mean	STD			
116/153 (75.82%)	1.89	0.61			

2 - Please rate the following statements according to their accuracy.

25. The criteria used in the evaluation of faculty are consistent with the goals and the mission of the University.

Response Option	Weight	Frequency	Percent	Percent Responses	Means
Strongly Agree	(1)	35	30.17%		1.79
Agree	(2)	69	59.48%		
Disagree	(3)	4	3.45%		
Strongly Disagree	(4)	4	3.45%		
Not Applicable	(0)	4	3.45%		
				0 25 50 75 100	Question
Response Rate	Mean	STD			
116/153 (75.82%)	1.79	0.67			

2 - Please rate the following statements according to their accuracy.

26. My courses are regularly evaluated by students.

Response Option	Weight	Frequency	Percent	Percent Responses	Means
Strongly Agree	(1)	78	66.67%		1.35
Agree	(2)	37	31.62%		
Disagree	(3)	2	1.71%		
Strongly Disagree	(4)	0	0.00%		
Not Applicable	(0)	0	0.00%		
				0 25 50 75 100	Question
Response Rate	Mean	STD			
117/153 (76.47%)	1.35	0.51			

2 - Please rate the following statements according to their accuracy.

27. At least once a year, my job performance is evaluated by my supervisor.

Response Option	Weight	Frequency	Percent	Percent Responses	Means
Strongly Agree	(1)	78	67.83%		1.34
Agree	(2)	30	26.09%		
Disagree	(3)	4	3.48%		
Strongly Disagree	(4)	0	0.00%		
Not Applicable	(0)	3	2.61%		
				0 25 50 75 100	Question
Response Rate	Mean	STD			
115/153 (75.16%)	1.34	0.55			

Mississippi University for Women

Spring 2025 Faculty Satisfaction Survey

2 - Please rate the following statements according to their accuracy.

28. At least once a year, my job performance is evaluated by those whom I supervise.

Response Option	Weight	Frequency	Percent	Percent Responses	Means
Strongly Agree	(1)	40	34.48%		1.52
Agree	(2)	19	16.38%		
Disagree	(3)	6	5.17%		
Strongly Disagree	(4)	1	0.86%		
Not Applicable	(0)	50	43.10%		
				0 25 50 75 100	Question
Response Rate	Mean	STD			
116/153 (75.82%)	1.52	0.73			

2 - Please rate the following statements according to their accuracy.

29. I was given the opportunity to give and receive feedback on my annual performance evaluation with my supervisor.

Response Option	Weight	Frequency	Percent	Percent Responses	Means
Strongly Agree	(1)	65	56.03%		1.43
Agree	(2)	35	30.17%		
Disagree	(3)	5	4.31%		
Strongly Disagree	(4)	0	0.00%		
Not Applicable	(0)	11	9.48%		
				0 25 50 75 100	Question
Response Rate	Mean	STD			
116/153 (75.82%)	1.43	0.59			

2 - Please rate the following statements according to their accuracy.

30. I routinely make changes in my job performance based upon evaluations.

Response Option	Weight	Frequency	Percent	Percent Responses	Means
Strongly Agree	(1)	63	54.31%		1.49
Agree	(2)	48	41.38%		
Disagree	(3)	4	3.45%		
Strongly Disagree	(4)	0	0.00%		
Not Applicable	(0)	1	0.86%		
				0 25 50 75 100	Question
Response Rate	Mean	STD			
116/153 (75.82%)	1.49	0.57			

2 - Please rate the following statements according to their accuracy.

31. MUW provides for its students a learning environment in which scholarly and creative achievement is encouraged.

Response Option	Weight	Frequency	Percent	Percent Responses	Means
Strongly Agree	(1)	61	52.59%		1.53
Agree	(2)	48	41.38%		
Disagree	(3)	5	4.31%		
Strongly Disagree	(4)	1	0.86%		
Not Applicable	(0)	1	0.86%		
				0 25 50 75 100	Question
Response Rate	Mean	STD			
116/153 (75.82%)	1.53	0.63			

Mississippi University for Women

Spring 2025 Faculty Satisfaction Survey

2 - Please rate the following statements according to their accuracy.

32. Experimentation with methods to improve instruction is encouraged.

Response Option	Weight	Frequency	Percent	Percent Responses	Means
Strongly Agree	(1)	60	51.72%		1.51
Agree	(2)	50	43.10%		
Disagree	(3)	4	3.45%		
Strongly Disagree	(4)	0	0.00%		
Not Applicable	(0)	2	1.72%		
				0 25 50 75 100	Question
Response Rate	Mean	STD			
116/153 (75.82%)	1.51	0.57			

2 - Please rate the following statements according to their accuracy.

33. I have access to the equipment I need to be an effective instructor.

Response Option	Weight	Frequency	Percent	Percent Responses	Means
Strongly Agree	(1)	39	33.91%		1.80
Agree	(2)	59	51.30%		
Disagree	(3)	14	12.17%		
Strongly Disagree	(4)	1	0.87%		
Not Applicable	(0)	2	1.74%		
				0 25 50 75 100	Question
Response Rate	Mean	STD			
115/153 (75.16%)	1.80	0.68			

2 - Please rate the following statements according to their accuracy.

34. I have access to the software I need to be an effective instructor.

Response Option	Weight	Frequency	Percent	Percent Responses	Means
Strongly Agree	(1)	36	31.03%		1.87
Agree	(2)	60	51.72%		
Disagree	(3)	17	14.66%		
Strongly Disagree	(4)	2	1.72%		
Not Applicable	(0)	1	0.86%		
				0 25 50 75 100	Question
Response Rate	Mean	STD			
116/153 (75.82%)	1.87	0.72			

2 - Please rate the following statements according to their accuracy.

35. The University provides adequate technology resources.

Response Option	Weight	Frequency	Percent	Percent Responses	Means
Strongly Agree	(1)	35	30.43%		1.91
Agree	(2)	58	50.43%		
Disagree	(3)	19	16.52%		
Strongly Disagree	(4)	3	2.61%		
Not Applicable	(0)	0	0.00%		
				0 25 50 75 100	Question
Response Rate	Mean	STD			
115/153 (75.16%)	1.91	0.76			

Mississippi University for Women

Spring 2025 Faculty Satisfaction Survey

2 - Please rate the following statements according to their accuracy.

36. The University provides adequate instructional materials/equipment.

Response Option	Weight	Frequency	Percent	Percent Responses	Means
Strongly Agree	(1)	37	32.17%		1.84
Agree	(2)	60	52.17%		
Disagree	(3)	15	13.04%		
Strongly Disagree	(4)	2	1.74%		
Not Applicable	(0)	1	0.87%		
				0 25 50 75 100	Question
Response Rate	Mean	STD			
115/153 (75.16%)	1.84	0.71			

2 - Please rate the following statements according to their accuracy.

37. The University supports online course delivery through faculty training and allocation of resources.

Response Option	Weight	Frequency	Percent	Percent Responses	Means
Strongly Agree	(1)	39	33.62%		1.85
Agree	(2)	54	46.55%		
Disagree	(3)	12	10.34%		
Strongly Disagree	(4)	5	4.31%		
Not Applicable	(0)	6	5.17%		
				0 25 50 75 100	Question
Response Rate	Mean	STD			
116/153 (75.82%)	1.85	0.79			

2 - Please rate the following statements according to their accuracy.

38. The University provides adequate physical facilities.

Response Option	Weight	Frequency	Percent	Percent Responses	Means
Strongly Agree	(1)	27	23.48%		2.12
Agree	(2)	52	45.22%		
Disagree	(3)	26	22.61%		
Strongly Disagree	(4)	7	6.09%		
Not Applicable	(0)	3	2.61%		
				0 25 50 75 100	Question
Response Rate	Mean	STD			
115/153 (75.16%)	2.12	0.85			

2 - Please rate the following statements according to their accuracy.

39. The University encourages faculty to participate in membership and leadership activities in their disciplines.

Response Option	Weight	Frequency	Percent	Percent Responses	Means
Strongly Agree	(1)	45	39.47%		1.74
Agree	(2)	50	43.86%		
Disagree	(3)	16	14.04%		
Strongly Disagree	(4)	0	0.00%		
Not Applicable	(0)	3	2.63%		
				0 25 50 75 100	Question
Response Rate	Mean	STD			
114/153 (74.51%)	1.74	0.70			

Mississippi University for Women

Spring 2025 Faculty Satisfaction Survey

2 - Please rate the following statements according to their accuracy.

40. The university supports research and professional activities.

Response Option	Weight	Frequency	Percent	Percent Responses	Means
Strongly Agree	(1)	42	36.52%		1.71
Agree	(2)	58	50.43%		
Disagree	(3)	10	8.70%		
Strongly Disagree	(4)	0	0.00%		
Not Applicable	(0)	5	4.35%		
				0 25 50 75 100	Question
Response Rate	Mean	STD			
115/153 (75.16%)	1.71	0.63			

2 - Please rate the following statements according to their accuracy.

41. The University supports the writing, submission, and reporting of grants.

Response Option	Weight	Frequency	Percent	Percent Responses	Means
Strongly Agree	(1)	34	29.31%		1.80
Agree	(2)	55	47.41%		
Disagree	(3)	12	10.34%		
Strongly Disagree	(4)	1	0.86%		
Not Applicable	(0)	14	12.07%		
				0 25 50 75 100	Question
Response Rate	Mean	STD			
116/153 (75.82%)	1.80	0.68			

2 - Please rate the following statements according to their accuracy.

42. The University has adequate library/learning resources.

Response Option	Weight	Frequency	Percent	Percent Responses	Means
Strongly Agree	(1)	54	46.55%		1.60
Agree	(2)	50	43.10%		
Disagree	(3)	9	7.76%		
Strongly Disagree	(4)	0	0.00%		
Not Applicable	(0)	3	2.59%		
				0 25 50 75 100	Question
Response Rate	Mean	STD			
116/153 (75.82%)	1.60	0.63			

2 - Please rate the following statements according to their accuracy.

43. The library's hours of operation are adequate.

Response Option	Weight	Frequency	Percent	Percent Responses	Means
Strongly Agree	(1)	58	50.00%		1.50
Agree	(2)	50	43.10%		
Disagree	(3)	3	2.59%		
Strongly Disagree	(4)	0	0.00%		
Not Applicable	(0)	5	4.31%		
				0 25 50 75 100	Question
Response Rate	Mean	STD			
116/153 (75.82%)	1.50	0.55			

Mississippi University for Women

Spring 2025 Faculty Satisfaction Survey

2 - Please rate the following statements according to their accuracy.

44. The library has an adequate physical facility to house the necessary library resources.

Response Option	Weight	Frequency	Percent	Percent Responses	Means
Strongly Agree	(1)	61	52.59%		1.49
Agree	(2)	46	39.66%		
Disagree	(3)	4	3.45%		
Strongly Disagree	(4)	0	0.00%		
Not Applicable	(0)	5	4.31%		
				0 25 50 75 100	Question
Response Rate	Mean	STD			
116/153 (75.82%)	1.49	0.57			

2 - Please rate the following statements according to their accuracy.

45. The library collections are adequate to meet my instructional needs.

Response Option	Weight	Frequency	Percent	Percent Responses	Means
Strongly Agree	(1)	56	48.70%		1.57
Agree	(2)	45	39.13%		
Disagree	(3)	4	3.48%		
Strongly Disagree	(4)	3	2.61%		
Not Applicable	(0)	7	6.09%		
				0 25 50 75 100	Question
Response Rate	Mean	STD			
115/153 (75.16%)	1.57	0.70			

2 - Please rate the following statements according to their accuracy.

46. I am familiar with MUW's policy and procedures for handling persons with weapons on campus.

Response Option	Weight	Frequency	Percent	Percent Responses	Means
Strongly Agree	(1)	54	46.55%		1.68
Agree	(2)	46	39.66%		
Disagree	(3)	10	8.62%		
Strongly Disagree	(4)	4	3.45%		
Not Applicable	(0)	2	1.72%		
				0 25 50 75 100	Question
Response Rate	Mean	STD			
116/153 (75.82%)	1.68	0.78			

2 - Please rate the following statements according to their accuracy.

47. I am familiar with MUW's policy about alcohol and drugs on campus.

Response Option	Weight	Frequency	Percent	Percent Responses	Means
Strongly Agree	(1)	60	52.17%		1.54
Agree	(2)	47	40.87%		
Disagree	(3)	7	6.09%		
Strongly Disagree	(4)	0	0.00%		
Not Applicable	(0)	1	0.87%		
				0 25 50 75 100	Question
Response Rate	Mean	STD			
115/153 (75.16%)	1.54	0.61			

Mississippi University for Women

Spring 2025 Faculty Satisfaction Survey

2 - Please rate the following statements according to their accuracy.

48. MUW conducts regular practice drills to prepare for emergency situations.

Response Option	Weight	Frequency	Percent	Percent Responses	Means
Strongly Agree	(1)	48	41.74%		1.71
Agree	(2)	50	43.48%		
Disagree	(3)	13	11.30%		
Strongly Disagree	(4)	1	0.87%		
Not Applicable	(0)	3	2.61%		
				0 25 50 75 100	Question
Response Rate	Mean	STD			
115/153 (75.16%)	1.71	0.71			

2 - Please rate the following statements according to their accuracy.

49. Sufficient exterior lighting exists for safety.

Response Option	Weight	Frequency	Percent	Percent Responses	Means
Strongly Agree	(1)	31	27.19%		1.93
Agree	(2)	59	51.75%		
Disagree	(3)	19	16.67%		
Strongly Disagree	(4)	2	1.75%		
Not Applicable	(0)	3	2.63%		
				0 25 50 75 100	Question
Response Rate	Mean	STD			
114/153 (74.51%)	1.93	0.72			

2 - Please rate the following statements according to their accuracy.

50. I feel safe and secure on the MUW campus.

Response Option	Weight	Frequency	Percent	Percent Responses	Means
Strongly Agree	(1)	44	37.93%		1.70
Agree	(2)	61	52.59%		
Disagree	(3)	8	6.90%		
Strongly Disagree	(4)	1	0.86%		
Not Applicable	(0)	2	1.72%		
				0 25 50 75 100	Question
Response Rate	Mean	STD			
116/153 (75.82%)	1.70	0.64			

2 - Please rate the following statements according to their accuracy.

51. I am aware that the University has a Behavioral Intervention Team (BIT).

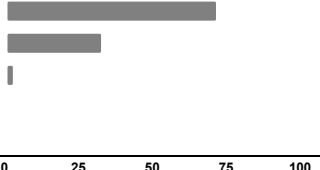
Response Option	Weight	Frequency	Percent	Percent Responses	Means
Strongly Agree	(1)	67	58.26%		1.49
Agree	(2)	39	33.91%		
Disagree	(3)	7	6.09%		
Strongly Disagree	(4)	1	0.87%		
Not Applicable	(0)	1	0.87%		
				0 25 50 75 100	Question
Response Rate	Mean	STD			
115/153 (75.16%)	1.49	0.66			

Mississippi University for Women

Spring 2025 Faculty Satisfaction Survey

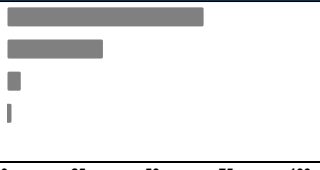
2 - Please rate the following statements according to their accuracy.

52. I am aware that the University has a policy that prohibits sexual misconduct.

Response Option	Weight	Frequency	Percent	Percent Responses	Means
Strongly Agree	(1)	78	67.83%		1.34
Agree	(2)	35	30.43%		
Disagree	(3)	2	1.74%		
Strongly Disagree	(4)	0	0.00%		
Not Applicable	(0)	0	0.00%		
				0 25 50 75 100	Question
Response Rate	Mean	STD			
115/153 (75.16%)	1.34	0.51			

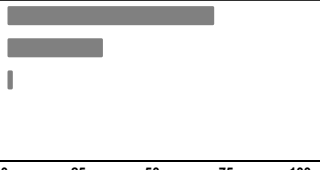
2 - Please rate the following statements according to their accuracy.

53. I am aware that the University has a designated person to coordinate the university's efforts to eliminate sexual misconduct on campus.

Response Option	Weight	Frequency	Percent	Percent Responses	Means
Strongly Agree	(1)	74	63.79%		1.42
Agree	(2)	36	31.03%		
Disagree	(3)	5	4.31%		
Strongly Disagree	(4)	1	0.86%		
Not Applicable	(0)	0	0.00%		
				0 25 50 75 100	Question
Response Rate	Mean	STD			
116/153 (75.82%)	1.42	0.62			

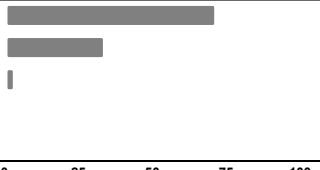
2 - Please rate the following statements according to their accuracy.

54. I am aware that the University's policy on sexual misconduct covers sexual harassment, sexual assault, domestic violence, dating violence, and stalking.

Response Option	Weight	Frequency	Percent	Percent Responses	Means
Strongly Agree	(1)	78	67.24%		1.34
Agree	(2)	36	31.03%		
Disagree	(3)	2	1.72%		
Strongly Disagree	(4)	0	0.00%		
Not Applicable	(0)	0	0.00%		
				0 25 50 75 100	Question
Response Rate	Mean	STD			
116/153 (75.82%)	1.34	0.51			

2 - Please rate the following statements according to their accuracy.

55. I am aware that I am responsible for reporting sexual misconduct of which I have been informed or have witnessed to the University's Title IX Coordinator.

Response Option	Weight	Frequency	Percent	Percent Responses	Means
Strongly Agree	(1)	78	67.24%		1.34
Agree	(2)	36	31.03%		
Disagree	(3)	2	1.72%		
Strongly Disagree	(4)	0	0.00%		
Not Applicable	(0)	0	0.00%		
				0 25 50 75 100	Question
Response Rate	Mean	STD			
116/153 (75.82%)	1.34	0.51			

Mississippi University for Women

Spring 2025 Faculty Satisfaction Survey

2 - Please rate the following statements according to their accuracy.

56. I believe that the University contributes to the needs of the community through service or public outreach.

Response Option	Weight	Frequency	Percent	Percent Responses	Means
Strongly Agree	(1)	61	52.59%		1.55
Agree	(2)	44	37.93%		
Disagree	(3)	6	5.17%		
Strongly Disagree	(4)	2	1.72%		
Not Applicable	(0)	3	2.59%		
				0 25 50 75 100	Question
Response Rate	Mean	STD			
116/153 (75.82%)	1.55	0.68			

2 - Please rate the following statements according to their accuracy.

57. I have participated in one or more public service activities during the past year.

Response Option	Weight	Frequency	Percent	Percent Responses	Means
Strongly Agree	(1)	62	53.91%		1.50
Agree	(2)	40	34.78%		
Disagree	(3)	7	6.09%		
Strongly Disagree	(4)	0	0.00%		
Not Applicable	(0)	6	5.22%		
				0 25 50 75 100	Question
Response Rate	Mean	STD			
115/153 (75.16%)	1.50	0.62			

2 - Please rate the following statements according to their accuracy.

58. I believe there is diversity among my peers at the University.

Response Option	Weight	Frequency	Percent	Percent Responses	Means
Strongly Agree	(1)	50	43.10%		1.68
Agree	(2)	53	45.69%		
Disagree	(3)	8	6.90%		
Strongly Disagree	(4)	3	2.59%		
Not Applicable	(0)	2	1.72%		
				0 25 50 75 100	Question
Response Rate	Mean	STD			
116/153 (75.82%)	1.68	0.72			

2 - Please rate the following statements according to their accuracy.

59. I am aware of MUW's equipment and inventory procedures.

Response Option	Weight	Frequency	Percent	Percent Responses	Means
Strongly Agree	(1)	30	26.55%		1.95
Agree	(2)	52	46.02%		
Disagree	(3)	21	18.58%		
Strongly Disagree	(4)	2	1.77%		
Not Applicable	(0)	8	7.08%		
				0 25 50 75 100	Question
Response Rate	Mean	STD			
113/153 (73.86%)	1.95	0.75			

Mississippi University for Women

Spring 2025 Faculty Satisfaction Survey

2 - Please rate the following statements according to their accuracy.

60. I am familiar with the requirements of federal law on the privacy of student records.

Response Option	Weight	Frequency	Percent	Percent Responses	Means
Strongly Agree	(1)	74	64.35%		1.36
Agree	(2)	37	32.17%		
Disagree	(3)	2	1.74%		
Strongly Disagree	(4)	0	0.00%		
Not Applicable	(0)	2	1.74%		
				0 25 50 75 100	Question
Response Rate	Mean	STD			
115/153 (75.16%)	1.36	0.52			

2 - Please rate the following statements according to their accuracy.

61. Faculty are adequately informed regarding academic freedom policies.

Response Option	Weight	Frequency	Percent	Percent Responses	Means
Strongly Agree	(1)	41	35.65%		1.88
Agree	(2)	49	42.61%		
Disagree	(3)	18	15.65%		
Strongly Disagree	(4)	5	4.35%		
Not Applicable	(0)	2	1.74%		
				0 25 50 75 100	Question
Response Rate	Mean	STD			
115/153 (75.16%)	1.88	0.83			

2 - Please rate the following statements according to their accuracy.

62. Overall, the Office of the Registrar supports faculty needs (including student degree audits, online change of major forms, etc.)

Response Option	Weight	Frequency	Percent	Percent Responses	Means
Strongly Agree	(1)	53	45.69%		1.64
Agree	(2)	52	44.83%		
Disagree	(3)	6	5.17%		
Strongly Disagree	(4)	3	2.59%		
Not Applicable	(0)	2	1.72%		
				0 25 50 75 100	Question
Response Rate	Mean	STD			
116/153 (75.82%)	1.64	0.71			

2 - Please rate the following statements according to their accuracy.

63. University Relations' internal newsletters, web and social media postings and media boards increase my awareness of MUW's programs and offerings.

Response Option	Weight	Frequency	Percent	Percent Responses	Means
Strongly Agree	(1)	46	40.35%		1.70
Agree	(2)	53	46.49%		
Disagree	(3)	9	7.89%		
Strongly Disagree	(4)	2	1.75%		
Not Applicable	(0)	4	3.51%		
				0 25 50 75 100	Question
Response Rate	Mean	STD			
114/153 (74.51%)	1.70	0.70			

Mississippi University for Women

Spring 2025 Faculty Satisfaction Survey

2 - Please rate the following statements according to their accuracy.

64. The content and design of MUW publications produced and distributed by MUW are accurate and consistent in describing the University.

Response Option	Weight	Frequency	Percent	Percent Responses	Means
Strongly Agree	(1)	47	42.34%		1.67
Agree	(2)	49	44.14%		
Disagree	(3)	8	7.21%		
Strongly Disagree	(4)	2	1.80%		
Not Applicable	(0)	5	4.50%		
				0 25 50 75 100	Question
Response Rate	Mean	STD			
111/153 (72.55%)	1.67	0.70			

2 - Please rate the following statements according to their accuracy.

65. I am satisfied with the services provided by the Career Services and Professional Development Center.

Response Option	Weight	Frequency	Percent	Percent Responses	Means
Strongly Agree	(1)	46	40.00%		1.59
Agree	(2)	44	38.26%		
Disagree	(3)	3	2.61%		
Strongly Disagree	(4)	2	1.74%		
Not Applicable	(0)	20	17.39%		
				0 25 50 75 100	Question
Response Rate	Mean	STD			
115/153 (75.16%)	1.59	0.66			

2 - Please rate the following statements according to their accuracy.

66. I am satisfied with MUW's QEP efforts.

Response Option	Weight	Frequency	Percent	Percent Responses	Means
Strongly Agree	(1)	42	37.84%		1.67
Agree	(2)	52	46.85%		
Disagree	(3)	3	2.70%		
Strongly Disagree	(4)	3	2.70%		
Not Applicable	(0)	11	9.91%		
				0 25 50 75 100	Question
Response Rate	Mean	STD			
111/153 (72.55%)	1.67	0.68			

3 - Check the following programs and services that contribute to your overall satisfaction with the university.

Response Option	Weight	Frequency	Percent	Percent Responses	Means
Athletics	(1)	34	32.69%		
Bookstore	(2)	28	26.92%		
Cultural Programs	(3)	43	41.35%		
Educational Programs	(4)	76	73.08%		
Food Services	(5)	32	30.77%		
Health Center	(6)	64	61.54%		
Library	(7)	70	67.31%		
Recreational/Fitness Programs	(8)	56	53.85%		
				0 25 50 75 100	
Response Rate	104/153 (67.97%)				