

# Mississippi University for Women

## MUW Graduation Survey

1 - What is your age?						
Response Option	Weight	Frequency	Percent	Percent Responses	Means	
Less than or equal to 24	(1)	354	47.14%		1.65	
25-39	(2)	303	40.35%			
40 or over	(3)	94	12.52%			
				0 25 50 75 100	Question	
Response Rate	Mean	STD				
751/962 (78.07%)	1.65	0.69				






2 - Are you?						
Response Option	Weight	Frequency	Percent	Percent Responses	Means	
Married	(1)	263	35.21%		1.65	
Single	(2)	484	64.79%			
				0 25 50 75 100	Question	
Response Rate	Mean	STD				
747/962 (77.65%)	1.65	0.48				





3 - Race/Ethnicity: {Select All that Apply}						
Response Option	Weight	Frequency	Percent	Percent Responses	Means	
Black or African American	(1)	254	34.14%			
American Indian or Alaska Native	(2)	3	0.40%			
White	(3)	462	62.10%			
Hispanic/Latino	(4)	22	2.96%			
Native Hawaiian or Other Pacific Islander	(5)	1	0.13%			
Asian	(6)	21	2.82%			
				0 25 50 75 100	Question	
Response Rate	744/962 (77.34%)					

4 - What is your gender?						
Response Option	Weight	Frequency	Percent	Percent Responses	Means	
Female	(1)	641	86.62%		1.13	
Male	(2)	99	13.38%			
				0 25 50 75 100	Question	
Response Rate	Mean	STD				
740/962 (76.92%)	1.13	0.34				

5 - What is the highest level of education your mother or father completed?						
Response Option	Weight	Frequency	Percent	Percent Responses	Means	
Master's Degree or higher	(1)	95	12.67%		3.06	
Bachelor's Degree	(2)	181	24.13%			
Associate's Degree	(3)	167	22.27%			
HS Diploma	(4)	240	32.00%			
GED	(5)	27	3.60%			
N/A	(6)	40	5.33%			
				0 25 50 75 100	Question	
Response Rate	Mean	STD				
750/962 (77.96%)	3.06	1.30				

**Mississippi University for Women  
MUW Graduation Survey**

6 - Your degree:						
Response Option	Weight	Frequency	Percent	Percent Responses	Means	
Associate's Degree	(1)	118	15.80%		<div style="text-align: center;">1.93</div> 	
Bachelor's Degree	(2)	568	76.04%			
Master's Degree/Post-Master's Certificate	(3)	57	7.63%			
Doctorate	(4)	4	0.54%			
				0    25    50    75    100	Question	
Response Rate	Mean	STD				
747/962 (77.65%)	1.93	0.50				

7 - What College is your degree from?						
Response Option	Weight	Frequency	Percent	Percent Responses	Means	
Arts, Sciences, & Education	(1)	152	20.32%		<div style="text-align: center;">2.39</div> 	
Business & Professional Studies	(2)	155	20.72%			
Nursing & Health Sciences	(3)	441	58.96%			
				0    25    50    75    100	Question	
Response Rate	Mean	STD				
748/962 (77.75%)	2.39	0.80				

**Mississippi University for Women**  
**MUW Graduation Survey**

**8 - What is your major/program area of your degree?**

Response Option	Weight	Frequency	Percent	Percent Responses	Means
Accounting	(1)	14	1.87%		
Art Education	(2)	4	0.53%		
Biology	(3)	19	2.54%		
Business Admin. – BS (GB, HCM, HRM, MGT, MKT, MIS)	(4)	55	7.35%		
Business Admin. – BAS (Culinary Arts, GB, HCM, HRM, Legal Admin., MGT, MIS, MKT)	(5)	41	5.48%		
Business Admin. – Master's	(6)	6	0.80%		
Chemistry	(7)	2	0.27%		
Communication	(8)	6	0.80%		
Creative Writing – Master's	(9)	2	0.27%		
Culinary Arts	(10)	23	3.07%		
Culinary Science/Culinology	(11)	0	0.00%		
Education – Master's	(12)	2	0.27%		
Educational Leadership-Master's	(13)	5	0.67%		
Elementary Education	(14)	11	1.47%		
English (Creative Writing)	(15)	12	1.60%		
Family Studies	(16)	6	0.80%		
Fine Arts (Studio Art, Studio Graphic)	(17)	11	1.47%		
General Studies	(18)	12	1.60%		
Gifted Education - Master's	(19)	4	0.53%		
Health Education - Master's	(20)	5	0.67%		
History (Public History)	(21)	2	0.27%		
Interdisciplinary Studies	(22)	2	0.27%		
Kinesiology (Exercise Science, Exercise Science – Pre-PT, Exercise Science – Pre-OT)	(23)	24	3.21%		
Legal Studies	(24)	20	2.67%		
Mathematics	(25)	2	0.27%		
Music (Music Therapy, Music Education, Music Composition)	(26)	4	0.53%		
Nursing – ASN	(27)	61	8.16%		
Nursing – BSN	(28)	279	37.30%		
Nursing – MSN	(29)	22	2.94%		
Nursing – DNP	(30)	3	0.40%		
Physical Sciences	(31)	0	0.00%		
Physical Theater- Master's	(32)	0	0.00%		
Political Science	(33)	1	0.13%		
Psychology	(34)	10	1.34%		
Public Health Education	(35)	37	4.95%		
Public Health – Master's	(36)	8	1.07%		
Public Safety Administration	(37)	1	0.13%		
Reading/Literacy - Master's	(38)	0	0.00%		
Social Sciences	(39)	1	0.13%		
Spanish	(40)	0	0.00%		
Speech Language Pathology – BS	(41)	23	3.07%		
Speech Language Pathology – Master's	(42)	7	0.94%		
Theatre (Theatre Education)	(43)	1	0.13%		
Women's Leadership – Master's	(44)	0	0.00%		
Women's Studies	(45)	0	0.00%		
				0 25 50 75 100	22.35
<b>Response Rate</b>	<b>Mean</b>	<b>STD</b>			
748/962 (77.75%)	22.35	10.86			

# Mississippi University for Women

## MUW Graduation Survey

9 - What was your primary status at MUW?						
Response Option	Weight	Frequency	Percent	Percent Responses	Means	
Residence Hall Student	(1)	81	10.99%		2.41	
Commuter Student	(2)	274	37.18%			
Online Student	(3)	382	51.83%			
				0 25 50 75 100	Question	
Response Rate	Mean	STD				
737/962 (76.61%)	2.41	0.68				

10 - Did you enter MUW as a transfer student from another college or university?						
Response Option	Weight	Frequency	Percent	Percent Responses	Means	
Yes	(1)	546	73.78%		1.26	
No	(2)	194	26.22%			
				0 25 50 75 100	Question	
Response Rate	Mean	STD				
740/962 (76.92%)	1.26	0.44				

11 - Why did you choose MUW? {Select All that Apply}						
Response Option	Weight	Frequency	Percent	Percent Responses	Means	
Able to maintain employment	(1)	251	33.69%			
Advice of Alumni	(2)	92	12.35%			
Advice of high school staff	(3)	23	3.09%			
Advice of parents or relatives/friends	(4)	169	22.68%			
Athletics	(5)	11	1.48%			
Good academic reputation	(6)	344	46.17%			
Good faculty	(7)	187	25.10%			
Like the size of the university	(8)	226	30.34%			
Like the social atmosphere	(9)	73	9.80%			
Low cost of attending	(10)	301	40.40%			
Nearby location	(11)	221	29.66%			
Offered financial support	(12)	180	24.16%			
Offered the program I wanted	(13)	411	55.17%			
Online class availability	(14)	321	43.09%			
Only university that accepted me	(15)	5	0.67%			
Wanted to be with friends	(16)	25	3.36%			
Other	(17)	48	6.44%			
				0 25 50 75 100		
Response Rate	745/962 (77.44%)					

12 - Do you plan to join the MUW Alumni Association?						
Response Option	Weight	Frequency	Percent	Percent Responses	Means	
Yes	(1)	430	58.90%		1.41	
No	(2)	300	41.10%			
				0 25 50 75 100	Question	
Response Rate	Mean	STD				
730/962 (75.88%)	1.41	0.49				

Mississippi University for Women  
 MUW Graduation Survey

13 - Rate MUW's contribution to your:						
Intellectual Growth						
Response Option	Weight	Frequency	Percent	Percent Responses	Means	
Excellent	(1)	468	63.50%		1.44	
Good	(2)	229	31.07%			
Fair	(3)	30	4.07%			
Poor	(4)	4	0.54%			
N/A	(5)	6	0.81%			
				0 25 50 75 100	Question	
Response Rate	Mean	STD				
737/962 (76.61%)	1.44	0.68				

13 - Rate MUW's contribution to your:						
Interpersonal (social) skills						
Response Option	Weight	Frequency	Percent	Percent Responses	Means	
Excellent	(1)	370	50.34%		1.75	
Good	(2)	257	34.97%			
Fair	(3)	64	8.71%			
Poor	(4)	11	1.50%			
N/A	(5)	33	4.49%			
				0 25 50 75 100	Question	
Response Rate	Mean	STD				
735/962 (76.4%)	1.75	1.00				

13 - Rate MUW's contribution to your:						
Leadership development						
Response Option	Weight	Frequency	Percent	Percent Responses	Means	
Excellent	(1)	413	56.42%		1.58	
Good	(2)	250	34.15%			
Fair	(3)	49	6.69%			
Poor	(4)	5	0.68%			
N/A	(5)	15	2.05%			
				0 25 50 75 100	Question	
Response Rate	Mean	STD				
732/962 (76.09%)	1.58	0.82				

13 - Rate MUW's contribution to your:						
Involvement in community service						
Response Option	Weight	Frequency	Percent	Percent Responses	Means	
Excellent	(1)	330	45.14%		1.99	
Good	(2)	228	31.19%			
Fair	(3)	86	11.76%			
Poor	(4)	24	3.28%			
N/A	(5)	63	8.62%			
				0 25 50 75 100	Question	
Response Rate	Mean	STD				
731/962 (75.99%)	1.99	1.22				

Mississippi University for Women  
 MUW Graduation Survey

13 - Rate MUW's contribution to your:						
Preparation for employment						
Response Option	Weight	Frequency	Percent	Percent Responses	Means	
Excellent	(1)	392	53.63%		1.67	
Good	(2)	249	34.06%			
Fair	(3)	54	7.39%			
Poor	(4)	12	1.64%			
N/A	(5)	24	3.28%			
				0 25 50 75 100	Question	
Response Rate	Mean	STD				
731/962 (75.99%)	1.67	0.93				

13 - Rate MUW's contribution to your:						
Preparation for further education in some professional, scientific, or scholarly field						
Response Option	Weight	Frequency	Percent	Percent Responses	Means	
Excellent	(1)	424	58.24%		1.57	
Good	(2)	233	32.01%			
Fair	(3)	49	6.73%			
Poor	(4)	5	0.69%			
N/A	(5)	17	2.34%			
				0 25 50 75 100	Question	
Response Rate	Mean	STD				
728/962 (75.68%)	1.57	0.84				

13 - Rate MUW's contribution to your:						
General knowledge of different areas of study						
Response Option	Weight	Frequency	Percent	Percent Responses	Means	
Excellent	(1)	394	53.68%		1.65	
Good	(2)	263	35.83%			
Fair	(3)	45	6.13%			
Poor	(4)	5	0.68%			
N/A	(5)	27	3.68%			
				0 25 50 75 100	Question	
Response Rate	Mean	STD				
734/962 (76.3%)	1.65	0.91				

13 - Rate MUW's contribution to your:						
Exposure to art, literature, music, drama, and other cultural events						
Response Option	Weight	Frequency	Percent	Percent Responses	Means	
Excellent	(1)	324	44.20%		2.05	
Good	(2)	236	32.20%			
Fair	(3)	73	9.96%			
Poor	(4)	15	2.05%			
N/A	(5)	85	11.60%			
				0 25 50 75 100	Question	
Response Rate	Mean	STD				
733/962 (76.2%)	2.05	1.29				

Mississippi University for Women  
 MUW Graduation Survey

13 - Rate MUW's contribution to your:						
Written communication skills						
Response Option	Weight	Frequency	Percent	Percent Responses	Means	
Excellent	(1)	413	56.27%		1.56	
Good	(2)	256	34.88%			
Fair	(3)	49	6.68%			
Poor	(4)	5	0.68%			
N/A	(5)	11	1.50%			
				0 25 50 75 100	Question	
Response Rate	Mean	STD				
734/962 (76.3%)	1.56	0.78				

13 - Rate MUW's contribution to your:						
Oral communication skills						
Response Option	Weight	Frequency	Percent	Percent Responses	Means	
Excellent	(1)	399	54.43%		1.61	
Good	(2)	261	35.61%			
Fair	(3)	51	6.96%			
Poor	(4)	3	0.41%			
N/A	(5)	19	2.59%			
				0 25 50 75 100	Question	
Response Rate	Mean	STD				
733/962 (76.2%)	1.61	0.84				

13 - Rate MUW's contribution to your:						
Understanding of research methodologies and the scientific method						
Response Option	Weight	Frequency	Percent	Percent Responses	Means	
Excellent	(1)	372	51.03%		1.68	
Good	(2)	270	37.04%			
Fair	(3)	57	7.82%			
Poor	(4)	8	1.10%			
N/A	(5)	22	3.02%			
				0 25 50 75 100	Question	
Response Rate	Mean	STD				
729/962 (75.78%)	1.68	0.90				

13 - Rate MUW's contribution to your:						
Awareness of other philosophies, cultures, and ways of life						
Response Option	Weight	Frequency	Percent	Percent Responses	Means	
Excellent	(1)	370	50.62%		1.69	
Good	(2)	273	37.35%			
Fair	(3)	57	7.80%			
Poor	(4)	9	1.23%			
N/A	(5)	22	3.01%			
				0 25 50 75 100	Question	
Response Rate	Mean	STD				
731/962 (75.99%)	1.69	0.90				

Mississippi University for Women  
MUW Graduation Survey

13 - Rate MUW's contribution to your:						
Technology skills						
Response Option	Weight	Frequency	Percent	Percent Responses	Means	
Excellent	(1)	373	50.96%		1.69	
Good	(2)	267	36.48%			
Fair	(3)	63	8.61%			
Poor	(4)	6	0.82%			
N/A	(5)	23	3.14%			
				0 25 50 75 100	Question	
Response Rate	Mean	STD				
732/962 (76.09%)	1.69	0.90				

13 - Rate MUW's contribution to your:						
Desire for life-long learning						
Response Option	Weight	Frequency	Percent	Percent Responses	Means	
Excellent	(1)	408	55.66%		1.59	
Good	(2)	253	34.52%			
Fair	(3)	49	6.68%			
Poor	(4)	9	1.23%			
N/A	(5)	14	1.91%			
				0 25 50 75 100	Question	
Response Rate	Mean	STD				
733/962 (76.2%)	1.59	0.82				

13 - Rate MUW's contribution to your:						
Critical thinking skills						
Response Option	Weight	Frequency	Percent	Percent Responses	Means	
Excellent	(1)	434	59.37%		1.49	
Good	(2)	251	34.34%			
Fair	(3)	36	4.92%			
Poor	(4)	4	0.55%			
N/A	(5)	6	0.82%			
				0 25 50 75 100	Question	
Response Rate	Mean	STD				
731/962 (75.99%)	1.49	0.69				

13 - Rate MUW's contribution to your:						
Problem solving skills						
Response Option	Weight	Frequency	Percent	Percent Responses	Means	
Excellent	(1)	431	59.45%		1.49	
Good	(2)	247	34.07%			
Fair	(3)	37	5.10%			
Poor	(4)	4	0.55%			
N/A	(5)	6	0.83%			
				0 25 50 75 100	Question	
Response Rate	Mean	STD				
725/962 (75.36%)	1.49	0.70				



Mississippi University for Women  
 MUW Graduation Survey

14 - Rate MUW's effectiveness in providing:						
Instruction in your major						
Response Option	Weight	Frequency	Percent	Percent Responses	Means	
Excellent	(1)	486	66.67%		1.42	
Good	(2)	200	27.43%			
Fair	(3)	29	3.98%			
Poor	(4)	8	1.10%			
N/A	(5)	6	0.82%			
				0 25 50 75 100	Question	
Response Rate	Mean	STD				
729/962 (75.78%)	1.42	0.70				

14 - Rate MUW's effectiveness in providing:						
Quality faculty-student interaction						
Response Option	Weight	Frequency	Percent	Percent Responses	Means	
Excellent	(1)	467	63.89%		1.47	
Good	(2)	210	28.73%			
Fair	(3)	38	5.20%			
Poor	(4)	7	0.96%			
N/A	(5)	9	1.23%			
				0 25 50 75 100	Question	
Response Rate	Mean	STD				
731/962 (75.99%)	1.47	0.75				

14 - Rate MUW's effectiveness in providing:						
A personalized learning environment						
Response Option	Weight	Frequency	Percent	Percent Responses	Means	
Excellent	(1)	429	59.09%		1.53	
Good	(2)	241	33.20%			
Fair	(3)	33	4.55%			
Poor	(4)	11	1.52%			
N/A	(5)	12	1.65%			
				0 25 50 75 100	Question	
Response Rate	Mean	STD				
726/962 (75.47%)	1.53	0.79				

14 - Rate MUW's effectiveness in providing:						
Quality of instruction in online courses compared to traditional classroom setting						
Response Option	Weight	Frequency	Percent	Percent Responses	Means	
Excellent	(1)	412	56.52%		1.63	
Good	(2)	229	31.41%			
Fair	(3)	52	7.13%			
Poor	(4)	15	2.06%			
N/A	(5)	21	2.88%			
				0 25 50 75 100	Question	
Response Rate	Mean	STD				
729/962 (75.78%)	1.63	0.92				

Mississippi University for Women  
 MUW Graduation Survey

14 - Rate MUW's effectiveness in providing:					
Undergraduate and/or graduate research opportunities					
Response Option	Weight	Frequency	Percent	Percent Responses	Means
Excellent	(1)	384	52.75%		1.75
Good	(2)	241	33.10%		
Fair	(3)	47	6.46%		
Poor	(4)	12	1.65%		
N/A	(5)	44	6.04%		
				0 25 50 75 100	Question
Response Rate	Mean	STD			
728/962 (75.68%)	1.75	1.07			

14 - Rate MUW's effectiveness in providing:					
Service learning (applied class content to identified community problems)					
Response Option	Weight	Frequency	Percent	Percent Responses	Means
Excellent	(1)	389	53.51%		1.72
Good	(2)	243	33.43%		
Fair	(3)	42	5.78%		
Poor	(4)	15	2.06%		
N/A	(5)	38	5.23%		
				0 25 50 75 100	Question
Response Rate	Mean	STD			
727/962 (75.57%)	1.72	1.03			

14 - Rate MUW's effectiveness in providing:					
Opportunities for practical experience (internships, externships, practicums, study abroad, etc.)					
Response Option	Weight	Frequency	Percent	Percent Responses	Means
Excellent	(1)	383	52.61%		1.89
Good	(2)	208	28.57%		
Fair	(3)	44	6.04%		
Poor	(4)	20	2.75%		
N/A	(5)	73	10.03%		
				0 25 50 75 100	Question
Response Rate	Mean	STD			
728/962 (75.68%)	1.89	1.26			

14 - Rate MUW's effectiveness in providing:					
My present attitude toward my degree major					
Response Option	Weight	Frequency	Percent	Percent Responses	Means
Excellent	(1)	485	66.71%		1.43
Good	(2)	191	26.27%		
Fair	(3)	37	5.09%		
Poor	(4)	5	0.69%		
N/A	(5)	9	1.24%		
				0 25 50 75 100	Question
Response Rate	Mean	STD			
727/962 (75.57%)	1.43	0.73			

Mississippi University for Women  
 MUW Graduation Survey

14 - Rate MUW's effectiveness in providing:					
Awareness of national and global issues					
Response Option	Weight	Frequency	Percent	Percent Responses	Means
Excellent	(1)	385	53.03%		1.70
Good	(2)	247	34.02%		
Fair	(3)	50	6.89%		
Poor	(4)	16	2.20%		
N/A	(5)	28	3.86%		
				0 25 50 75 100	Question
Response Rate	Mean	STD			
726/962 (75.47%)	1.70	0.97			

14 - Rate MUW's effectiveness in providing:					
An engaging learning environment					
Response Option	Weight	Frequency	Percent	Percent Responses	Means
Excellent	(1)	432	59.67%		1.54
Good	(2)	234	32.32%		
Fair	(3)	34	4.70%		
Poor	(4)	8	1.10%		
N/A	(5)	16	2.21%		
				0 25 50 75 100	Question
Response Rate	Mean	STD			
724/962 (75.26%)	1.54	0.82			

14 - Rate MUW's effectiveness in providing:					
Registration					
Response Option	Weight	Frequency	Percent	Percent Responses	Means
Excellent	(1)	434	59.86%		1.52
Good	(2)	233	32.14%		
Fair	(3)	38	5.24%		
Poor	(4)	9	1.24%		
N/A	(5)	11	1.52%		
				0 25 50 75 100	Question
Response Rate	Mean	STD			
725/962 (75.36%)	1.52	0.78			

14 - Rate MUW's effectiveness in providing:					
Academic advising					
Response Option	Weight	Frequency	Percent	Percent Responses	Means
Excellent	(1)	436	60.14%		1.55
Good	(2)	222	30.62%		
Fair	(3)	36	4.97%		
Poor	(4)	16	2.21%		
N/A	(5)	15	2.07%		
				0 25 50 75 100	Question
Response Rate	Mean	STD			
725/962 (75.36%)	1.55	0.85			

Mississippi University for Women  
 MUW Graduation Survey

**14 - Rate MUW's effectiveness in providing:**

**Academic support services (e.g. math, reading, and writing labs; tutorial support; and remedial courses)**

Response Option	Weight	Frequency	Percent	Percent Responses	Means
Excellent	(1)	372	51.52%		1.90
Good	(2)	222	30.75%		
Fair	(3)	37	5.12%		
Poor	(4)	8	1.11%		
N/A	(5)	83	11.50%		
				0 25 50 75 100	Question
<b>Response Rate</b>	<b>Mean</b>	<b>STD</b>			
722/962 (75.05%)	1.90	1.28			

**14 - Rate MUW's effectiveness in providing:**

**Proctoring Services**

Response Option	Weight	Frequency	Percent	Percent Responses	Means
Excellent	(1)	340	46.90%		2.18
Good	(2)	198	27.31%		
Fair	(3)	42	5.79%		
Poor	(4)	9	1.24%		
N/A	(5)	136	18.76%		
				0 25 50 75 100	Question
<b>Response Rate</b>	<b>Mean</b>	<b>STD</b>			
725/962 (75.36%)	2.18	1.50			

**14 - Rate MUW's effectiveness in providing:**

**Library services**

Response Option	Weight	Frequency	Percent	Percent Responses	Means
Excellent	(1)	398	54.82%		1.74
Good	(2)	233	32.09%		
Fair	(3)	36	4.96%		
Poor	(4)	5	0.69%		
N/A	(5)	54	7.44%		
				0 25 50 75 100	Question
<b>Response Rate</b>	<b>Mean</b>	<b>STD</b>			
726/962 (75.47%)	1.74	1.11			

**14 - Rate MUW's effectiveness in providing:**

**Career services**

Response Option	Weight	Frequency	Percent	Percent Responses	Means
Excellent	(1)	322	44.29%		2.21
Good	(2)	212	29.16%		
Fair	(3)	47	6.46%		
Poor	(4)	13	1.79%		
N/A	(5)	133	18.29%		
				0 25 50 75 100	Question
<b>Response Rate</b>	<b>Mean</b>	<b>STD</b>			
727/962 (75.57%)	2.21	1.48			

Mississippi University for Women  
 MUW Graduation Survey

14 - Rate MUW's effectiveness in providing:						
Counseling services						
Response Option	Weight	Frequency	Percent	Percent Responses	Means	
Excellent	(1)	317	43.78%		2.31	
Good	(2)	197	27.21%			
Fair	(3)	41	5.66%			
Poor	(4)	6	0.83%			
N/A	(5)	163	22.51%			
				0 25 50 75 100	Question	
Response Rate	Mean	STD				
724/962 (75.26%)	2.31	1.57				

14 - Rate MUW's effectiveness in providing:						
Health services						
Response Option	Weight	Frequency	Percent	Percent Responses	Means	
Excellent	(1)	315	43.63%		2.32	
Good	(2)	195	27.01%			
Fair	(3)	34	4.71%			
Poor	(4)	25	3.46%			
N/A	(5)	153	21.19%			
				0 25 50 75 100	Question	
Response Rate	Mean	STD				
722/962 (75.05%)	2.32	1.56				

14 - Rate MUW's effectiveness in providing:						
Accessible facilities for people with disabilities						
Response Option	Weight	Frequency	Percent	Percent Responses	Means	
Excellent	(1)	302	41.71%		2.46	
Good	(2)	185	25.55%			
Fair	(3)	37	5.11%			
Poor	(4)	5	0.69%			
N/A	(5)	195	26.93%			
				0 25 50 75 100	Question	
Response Rate	Mean	STD				
724/962 (75.26%)	2.46	1.65				

14 - Rate MUW's effectiveness in providing:						
Academic accommodations for people with disabilities						
Response Option	Weight	Frequency	Percent	Percent Responses	Means	
Excellent	(1)	302	41.60%		2.48	
Good	(2)	182	25.07%			
Fair	(3)	35	4.82%			
Poor	(4)	3	0.41%			
N/A	(5)	204	28.10%			
				0 25 50 75 100	Question	
Response Rate	Mean	STD				
726/962 (75.47%)	2.48	1.67				

Mississippi University for Women  
 MUW Graduation Survey

14 - Rate MUW's effectiveness in providing:						
Housing and Residence Life						
Response Option	Weight	Frequency	Percent	Percent Responses	Means	
Excellent	(1)	245	33.84%		<div style="text-align: center;">2.83</div>	
Good	(2)	157	21.69%			
Fair	(3)	49	6.77%			
Poor	(4)	19	2.62%			
N/A	(5)	254	35.08%			
				0 25 50 75 100	Question	
Response Rate	Mean	STD				
724/962 (75.26%)	2.83	1.73				

14 - Rate MUW's effectiveness in providing:						
Services for commuter students (awareness of campus events, lounges, etc.)						
Response Option	Weight	Frequency	Percent	Percent Responses	Means	
Excellent	(1)	304	42.05%		<div style="text-align: center;">2.31</div>	
Good	(2)	201	27.80%			
Fair	(3)	45	6.22%			
Poor	(4)	37	5.12%			
N/A	(5)	136	18.81%			
				0 25 50 75 100	Question	
Response Rate	Mean	STD				
723/962 (75.16%)	2.31	1.51				

14 - Rate MUW's effectiveness in providing:						
Food service on campus						
Response Option	Weight	Frequency	Percent	Percent Responses	Means	
Excellent	(1)	262	36.14%		<div style="text-align: center;">2.60</div>	
Good	(2)	165	22.76%			
Fair	(3)	75	10.34%			
Poor	(4)	44	6.07%			
N/A	(5)	179	24.69%			
				0 25 50 75 100	Question	
Response Rate	Mean	STD				
725/962 (75.36%)	2.60	1.60				

14 - Rate MUW's effectiveness in providing:						
Campus sponsored recreational activities						
Response Option	Weight	Frequency	Percent	Percent Responses	Means	
Excellent	(1)	284	39.17%		<div style="text-align: center;">2.52</div>	
Good	(2)	181	24.97%			
Fair	(3)	52	7.17%			
Poor	(4)	12	1.66%			
N/A	(5)	196	27.03%			
				0 25 50 75 100	Question	
Response Rate	Mean	STD				
725/962 (75.36%)	2.52	1.64				

Mississippi University for Women  
 MUW Graduation Survey

14 - Rate MUW's effectiveness in providing:						
Student life (extra-curricular activities)						
Response Option	Weight	Frequency	Percent	Percent Responses	Means	
Excellent	(1)	274	37.90%		2.57	
Good	(2)	180	24.90%			
Fair	(3)	54	7.47%			
Poor	(4)	13	1.80%			
N/A	(5)	202	27.94%			
				0 25 50 75 100	Question	
Response Rate	Mean	STD				
723/962 (75.16%)	2.57	1.65				

14 - Rate MUW's effectiveness in providing:						
Reservations for meeting spaces						
Response Option	Weight	Frequency	Percent	Percent Responses	Means	
Excellent	(1)	285	39.47%		2.56	
Good	(2)	175	24.24%			
Fair	(3)	43	5.96%			
Poor	(4)	14	1.94%			
N/A	(5)	205	28.39%			
				0 25 50 75 100	Question	
Response Rate	Mean	STD				
722/962 (75.05%)	2.56	1.67				

14 - Rate MUW's effectiveness in providing:						
Facilities maintenance						
Response Option	Weight	Frequency	Percent	Percent Responses	Means	
Excellent	(1)	305	42.48%		2.37	
Good	(2)	176	24.51%			
Fair	(3)	61	8.50%			
Poor	(4)	16	2.23%			
N/A	(5)	160	22.28%			
				0 25 50 75 100	Question	
Response Rate	Mean	STD				
718/962 (74.64%)	2.37	1.57				

14 - Rate MUW's effectiveness in providing:						
A safe environment						
Response Option	Weight	Frequency	Percent	Percent Responses	Means	
Excellent	(1)	314	44.10%		2.20	
Good	(2)	197	27.67%			
Fair	(3)	64	8.99%			
Poor	(4)	18	2.53%			
N/A	(5)	119	16.71%			
				0 25 50 75 100	Question	
Response Rate	Mean	STD				
712/962 (74.01%)	2.20	1.45				

**Mississippi University for Women**  
**MUW Graduation Survey**

15 - Overall, how satisfied are you with the quality of your overall collegiate experience?						
Response Option	Weight	Frequency	Percent	Percent Responses	Means	
Very Satisfied	(1)	430	58.90%		1.50	
Satisfied	(2)	249	34.11%			
Neutral	(3)	40	5.48%			
Dissatisfied	(4)	10	1.37%			
Very Dissatisfied	(5)	1	0.14%			
				0 25 50 75 100	Question	
<b>Response Rate</b>	<b>Mean</b>	<b>STD</b>				
730/962 (75.88%)	1.50	0.68				

16 - During most of the terms you attended MUW, what was your employment status?						
Response Option	Weight	Frequency	Percent	Percent Responses	Means	
Full-time	(1)	399	54.73%		1.61	
Part-time	(2)	212	29.08%			
Not employed	(3)	118	16.19%			
				0 25 50 75 100	Question	
<b>Response Rate</b>	<b>Mean</b>	<b>STD</b>				
729/962 (75.78%)	1.61	0.75				

17 - What is your current employment status? {Select All that Apply}						
Response Option	Weight	Frequency	Percent	Percent Responses	Means	
Secured Full-Time Employment in Field of Study	(1)	182	24.86%			
Searching for Full-Time Employment in Field of Study	(2)	145	19.81%			
Currently Employed Full-Time in Field of Study	(3)	119	16.26%			
Currently Employed Full-Time	(4)	161	21.99%			
Currently Employed Part-Time	(5)	160	21.86%			
N/A	(6)	78	10.66%			
				0 25 50 75 100		
<b>Response Rate</b>	732/962 (76.09%)					

18 - Please indicate the range of your starting salary.						
Response Option	Weight	Frequency	Percent	Percent Responses	Means	
Under \$25,000	(1)	147	20.62%		4.11	
\$25,000-\$35,000	(2)	72	10.10%			
\$35,001-\$45,000	(3)	103	14.45%			
\$45,001-\$55,000	(4)	114	15.99%			
\$55,001-\$65,000	(5)	81	11.36%			
\$65,001-\$75,000	(6)	36	5.05%			
More than \$75,000	(7)	28	3.93%			
N/A	(8)	132	18.51%			
				0 25 50 75 100	Question	
<b>Response Rate</b>	<b>Mean</b>	<b>STD</b>				
713/962 (74.12%)	4.11	2.46				



# Mississippi University for Women

## MUW Graduation Survey

### 19 - What are your future plans beyond employment? {Select All that Apply}

Response Option	Weight	Frequency	Percent	Percent Responses	Means
To complete a Bachelor's Degree	(1)	139	19.61%		
To attend graduate/professional school	(2)	447	63.05%		
To join the Military Service	(3)	8	1.13%		
To join a Service Program (e.g. Peace Corps, AmeriCorps, etc.)	(4)	8	1.13%		
Do not plan to work or attend school within the next six months	(5)	37	5.22%		
Other	(6)	171	24.12%		
				0 25 50 75 100	
<b>Response Rate</b>	709/962 (73.7%)				

### 20 - Do you know what Title IX means?

Response Option	Weight	Frequency	Percent	Percent Responses	Means
Yes	(1)	609	84.12%		1.16
No	(2)	115	15.88%		
				0 25 50 75 100	Question
<b>Response Rate</b>	<b>Mean</b>	<b>STD</b>			
724/962 (75.26%)	1.16	0.37			

### 21 - Are you aware that MUW has a sexual misconduct policy?

Response Option	Weight	Frequency	Percent	Percent Responses	Means
Yes	(1)	699	96.55%		1.03
No	(2)	25	3.45%		
				0 25 50 75 100	Question
<b>Response Rate</b>	<b>Mean</b>	<b>STD</b>			
724/962 (75.26%)	1.03	0.18			

### 22 - Are you aware of how to file a sexual misconduct report?

Response Option	Weight	Frequency	Percent	Percent Responses	Means
Yes	(1)	589	81.58%		1.18
No	(2)	133	18.42%		
				0 25 50 75 100	Question
<b>Response Rate</b>	<b>Mean</b>	<b>STD</b>			
722/962 (75.05%)	1.18	0.39			

### 23 - Did you receive any financial assistance while attending MUW?

Response Option	Weight	Frequency	Percent	Percent Responses	Means
Yes	(1)	646	89.23%		1.11
No	(2)	78	10.77%		
				0 25 50 75 100	Question
<b>Response Rate</b>	<b>Mean</b>	<b>STD</b>			
724/962 (75.26%)	1.11	0.31			

**Mississippi University for Women**  
**MUW Graduation Survey**

24 - If YES, what type of financial aid did you receive? {Select All that Apply}						
Response Option	Weight	Frequency	Percent	Percent Responses	Means	
Federal Pell Grants or SEOG Grants	(1)	344	52.04%			
Federal Work Study	(2)	33	4.99%			
Institutional Scholarship	(3)	260	39.33%			
Loans	(4)	424	64.15%			
State Grants (MESG, MTAG, William Winter, HELP, etc.)	(5)	178	26.93%			
Other	(6)	72	10.89%			
				0 25 50 75 100		
<b>Response Rate</b>	661/962 (68.71%)					

25 - Were you aware of the financial aid policies, student deadlines, and disbursement dates?						
Response Option	Weight	Frequency	Percent	Percent Responses	Means	
Yes	(1)	639	88.87%			
No	(2)	80	11.13%			
				0 25 50 75 100	Question	
<b>Response Rate</b>	<b>Mean</b>	<b>STD</b>				
719/962 (74.74%)	1.11	0.31				

26 - Overall, how would you rate the financial aid process (from application to receipt of funds)?						
Response Option	Weight	Frequency	Percent	Percent Responses	Means	
Excellent	(1)	315	43.57%			
Good	(2)	247	34.16%			
Fair	(3)	84	11.62%			
Poor	(4)	32	4.43%			
N/A	(5)	45	6.22%			
				0 25 50 75 100	Question	
<b>Response Rate</b>	<b>Mean</b>	<b>STD</b>				
723/962 (75.16%)	1.96	1.14				

27 - Overall, how would you rate the functions of University Accounting (billing, payments, etc.)?						
Response Option	Weight	Frequency	Percent	Percent Responses	Means	
Excellent	(1)	318	43.98%			
Good	(2)	291	40.25%			
Fair	(3)	80	11.07%			
Poor	(4)	17	2.35%			
N/A	(5)	17	2.35%			
				0 25 50 75 100	Question	
<b>Response Rate</b>	<b>Mean</b>	<b>STD</b>				
723/962 (75.16%)	1.79	0.90				

28 - Overall, how would you rate the registrar processes (including updating personal/academic information, adding/dropping classes, degree audit processing, applying for graduation, transcript processing, etc.)?						
Response Option	Weight	Frequency	Percent	Percent Responses	Means	
Excellent	(1)	371	51.46%			
Good	(2)	271	37.59%			
Fair	(3)	68	9.43%			
Poor	(4)	11	1.53%			
				0 25 50 75 100	Question	
<b>Response Rate</b>	<b>Mean</b>	<b>STD</b>				
721/962 (74.95%)	1.61	0.72				

Mississippi University for Women  
 MUW Graduation Survey

29 - Overall, how would you rate your experience with Human Resources?									
Response Option	Weight	Frequency	Percent	Percent Responses		Means			
Excellent	(1)	298	41.33%			2.22			
Good	(2)	233	32.32%						
Fair	(3)	52	7.21%						
Poor	(4)	8	1.11%						
N/A	(5)	130	18.03%						
				0	25	50	75	100	Question
Response Rate	Mean	STD							
721/962 (74.95%)	2.22	1.45							