



Mississippi University for Women






Spring 2015 Faculty Satisfaction Survey

1 - What is your position with the University?

Response Option	Weight	Frequency	Percent	Percent Responses	Means
Full-time Faculty	(1)	44	91.67%		
Part-time Faculty	(2)	4	8.33%		
				0 25 50 75 100	
Return Rate					
48/199 (24.12%)					






2 - Please rate the following statements according to their accuracy.

I am aware of how the University planning processes work.

Response Option	Weight	Frequency	Percent	Percent Responses	Means
Strongly Agree	(1)	22	38.6%		1.71
Agree	(2)	29	50.88%		
Disagree	(3)	4	7.02%		
Strongly Disagree	(4)	1	1.75%		
Not Applicable	(0)	1	1.75%		
				0 25 50 75 100	Course
Return Rate	Mean	STD			
57/199 (28.64%)	1.71	0.68			






2 - Please rate the following statements according to their accuracy.

MUW uses a well-defined process to establish, evaluate, and change its institutional goals.

Response Option	Weight	Frequency	Percent	Percent Responses	Means
Strongly Agree	(1)	19	33.93%		1.82
Agree	(2)	27	48.21%		
Disagree	(3)	9	16.07%		
Strongly Disagree	(4)	0	0%		
Not Applicable	(0)	1	1.79%		
				0 25 50 75 100	Course
Return Rate	Mean	STD			
56/199 (28.14%)	1.82	0.70			

2 - Please rate the following statements according to their accuracy.

The University planning processes are guided by MUW's mission.

Response Option	Weight	Frequency	Percent	Percent Responses	Means
Strongly Agree	(1)	26	46.43%		1.56
Agree	(2)	27	48.21%		
Disagree	(3)	2	3.57%		
Strongly Disagree	(4)	0	0%		
Not Applicable	(0)	1	1.79%		
				0 25 50 75 100	Course
Return Rate	Mean	STD			
56/199 (28.14%)	1.56	0.57			

Mississippi University for Women
Spring 2015 Faculty Satisfaction Survey

2 - Please rate the following statements according to their accuracy.

The President actively encourages the planning process.

Response Option	Weight	Frequency	Percent	Percent Responses	Means
Strongly Agree	(1)	31	56.36%		1.44
Agree	(2)	22	40%		
Disagree	(3)	1	1.82%		
Strongly Disagree	(4)	0	0%		
Not Applicable	(0)	1	1.82%		
				0 25 50 75 100	Course
Return Rate	Mean	STD			
55/199 (27.64%)	1.44	0.54			

2 - Please rate the following statements according to their accuracy.

I actively participate in the planning process of my functional unit.

Response Option	Weight	Frequency	Percent	Percent Responses	Means
Strongly Agree	(1)	28	50%		1.57
Agree	(2)	21	37.5%		
Disagree	(3)	5	8.93%		
Strongly Disagree	(4)	0	0%		
Not Applicable	(0)	2	3.57%		
				0 25 50 75 100	Course
Return Rate	Mean	STD			
56/199 (28.14%)	1.57	0.66			

2 - Please rate the following statements according to their accuracy.

My functional unit regularly formulates goals for the unit.

Response Option	Weight	Frequency	Percent	Percent Responses	Means
Strongly Agree	(1)	33	57.89%		1.57
Agree	(2)	16	28.07%		
Disagree	(3)	5	8.77%		
Strongly Disagree	(4)	2	3.51%		
Not Applicable	(0)	1	1.75%		
				0 25 50 75 100	Course
Return Rate	Mean	STD			
57/199 (28.64%)	1.57	0.81			

2 - Please rate the following statements according to their accuracy.

The goals of my functional unit are consistent with the purpose of the unit.

Response Option	Weight	Frequency	Percent	Percent Responses	Means
Strongly Agree	(1)	34	60.71%		1.43
Agree	(2)	17	30.36%		
Disagree	(3)	3	5.36%		
Strongly Disagree	(4)	0	0%		
Not Applicable	(0)	2	3.57%		
				0 25 50 75 100	Course
Return Rate	Mean	STD			
56/199 (28.14%)	1.43	0.60			

Mississippi University for Women
Spring 2015 Faculty Satisfaction Survey

2 - Please rate the following statements according to their accuracy.

The goals formulated by my functional unit are consistent with the mission of the University.

Response Option	Weight	Frequency	Percent	Percent Responses	Means
Strongly Agree	(1)	35	61.4%		1.38
Agree	(2)	19	33.33%		
Disagree	(3)	1	1.75%		
Strongly Disagree	(4)	0	0%		
Not Applicable	(0)	2	3.51%		
				0 25 50 75 100	Course
Return Rate	Mean	STD			
57/199 (28.64%)	1.38	0.53			

2 - Please rate the following statements according to their accuracy.

I am currently working on meeting one or more of the planning goals for my functional unit.

Response Option	Weight	Frequency	Percent	Percent Responses	Means
Strongly Agree	(1)	30	53.57%		1.51
Agree	(2)	19	33.93%		
Disagree	(3)	4	7.14%		
Strongly Disagree	(4)	0	0%		
Not Applicable	(0)	3	5.36%		
				0 25 50 75 100	Course
Return Rate	Mean	STD			
56/199 (28.14%)	1.51	0.64			

2 - Please rate the following statements according to their accuracy.

At least once a year, my functional unit evaluates the progress it is making toward achieving goals.

Response Option	Weight	Frequency	Percent	Percent Responses	Means
Strongly Agree	(1)	31	55.36%		1.45
Agree	(2)	20	35.71%		
Disagree	(3)	2	3.57%		
Strongly Disagree	(4)	0	0%		
Not Applicable	(0)	3	5.36%		
				0 25 50 75 100	Course
Return Rate	Mean	STD			
56/199 (28.14%)	1.45	0.57			

2 - Please rate the following statements according to their accuracy.

The results of the evaluation of my unit's goals are used to improve the unit.

Response Option	Weight	Frequency	Percent	Percent Responses	Means
Strongly Agree	(1)	31	54.39%		1.57
Agree	(2)	16	28.07%		
Disagree	(3)	6	10.53%		
Strongly Disagree	(4)	1	1.75%		
Not Applicable	(0)	3	5.26%		
				0 25 50 75 100	Course
Return Rate	Mean	STD			
57/199 (28.64%)	1.57	0.77			

Mississippi University for Women
Spring 2015 Faculty Satisfaction Survey

2 - Please rate the following statements according to their accuracy.

Budget preparation and implementation at MUW reflect MUW's mission.

Response Option	Weight	Frequency	Percent	Percent Responses	Means
Strongly Agree	(1)	15	26.32%		1.96
Agree	(2)	23	40.35%		
Disagree	(3)	9	15.79%		
Strongly Disagree	(4)	2	3.51%		
Not Applicable	(0)	8	14.04%		
				0 25 50 75 100	Course
Return Rate	Mean	STD			
57/199 (28.64%)	1.96	0.82			

2 - Please rate the following statements according to their accuracy.

I am aware of how budget planning is related to short and long-term goals of my unit.

Response Option	Weight	Frequency	Percent	Percent Responses	Means
Strongly Agree	(1)	11	19.3%		2.22
Agree	(2)	24	42.11%		
Disagree	(3)	8	14.04%		
Strongly Disagree	(4)	7	12.28%		
Not Applicable	(0)	7	12.28%		
				0 25 50 75 100	Course
Return Rate	Mean	STD			
57/199 (28.64%)	2.22	0.95			

2 - Please rate the following statements according to their accuracy.

I am aware of how final budget decisions are made.

Response Option	Weight	Frequency	Percent	Percent Responses	Means
Strongly Agree	(1)	8	14.04%		2.48
Agree	(2)	19	33.33%		
Disagree	(3)	17	29.82%		
Strongly Disagree	(4)	8	14.04%		
Not Applicable	(0)	5	8.77%		
				0 25 50 75 100	Course
Return Rate	Mean	STD			
57/199 (28.64%)	2.48	0.94			

2 - Please rate the following statements according to their accuracy.

Budget preparation and implementation at MUW are preceded by sound planning.

Response Option	Weight	Frequency	Percent	Percent Responses	Means
Strongly Agree	(1)	11	19.64%		2.00
Agree	(2)	23	41.07%		
Disagree	(3)	7	12.5%		
Strongly Disagree	(4)	2	3.57%		
Not Applicable	(0)	13	23.21%		
				0 25 50 75 100	Course
Return Rate	Mean	STD			
56/199 (28.14%)	2.00	0.79			

Mississippi University for Women
Spring 2015 Faculty Satisfaction Survey

2 - Please rate the following statements according to their accuracy.

The institution has procedures for fair and reasonable assignment of faculty to committees.

Response Option	Weight	Frequency	Percent	Percent Responses	Means
Strongly Agree	(1)	13	23.21%		2.02 Course
Agree	(2)	30	53.57%		
Disagree	(3)	10	17.86%		
Strongly Disagree	(4)	2	3.57%		
Not Applicable	(0)	1	1.79%		
				0 25 50 75 100	
Return Rate	Mean	STD			
56/199 (28.14%)	2.02	0.76			

2 - Please rate the following statements according to their accuracy.

The institution has procedures for fair and reasonable assignment of faculty to work with student organizations.

Response Option	Weight	Frequency	Percent	Percent Responses	Means
Strongly Agree	(1)	10	17.86%		1.94 Course
Agree	(2)	34	60.71%		
Disagree	(3)	5	8.93%		
Strongly Disagree	(4)	1	1.79%		
Not Applicable	(0)	6	10.71%		
				0 25 50 75 100	
Return Rate	Mean	STD			
56/199 (28.14%)	1.94	0.62			

2 - Please rate the following statements according to their accuracy.

The institution has procedures for fair and reasonable assignment of faculty to research and professional activities.

Response Option	Weight	Frequency	Percent	Percent Responses	Means
Strongly Agree	(1)	12	22.22%		1.92 Course
Agree	(2)	34	62.96%		
Disagree	(3)	6	11.11%		
Strongly Disagree	(4)	1	1.85%		
Not Applicable	(0)	1	1.85%		
				0 25 50 75 100	
Return Rate	Mean	STD			
54/199 (27.14%)	1.92	0.65			

2 - Please rate the following statements according to their accuracy.

The institution has procedures for fair and reasonable assignment of faculty to public service.

Response Option	Weight	Frequency	Percent	Percent Responses	Means
Strongly Agree	(1)	12	21.43%		1.86 Course
Agree	(2)	35	62.5%		
Disagree	(3)	3	5.36%		
Strongly Disagree	(4)	1	1.79%		
Not Applicable	(0)	5	8.93%		
				0 25 50 75 100	
Return Rate	Mean	STD			
56/199 (28.14%)	1.86	0.60			

Mississippi University for Women
Spring 2015 Faculty Satisfaction Survey

2 - Please rate the following statements according to their accuracy.

I have input into decisions that affect the instructional budget.

Response Option	Weight	Frequency	Percent	Percent Responses	Means
Strongly Agree	(1)	12	21.43%		2.25 Course
Agree	(2)	19	33.93%		
Disagree	(3)	10	17.86%		
Strongly Disagree	(4)	7	12.5%		
Not Applicable	(0)	8	14.29%		
				0 25 50 75 100	
Return Rate	Mean	STD			
56/199 (28.14%)	2.25	1.00			

2 - Please rate the following statements according to their accuracy.

The institution provides sufficient funds for the operation of the academic programs.

Response Option	Weight	Frequency	Percent	Percent Responses	Means
Strongly Agree	(1)	11	19.64%		2.38 Course
Agree	(2)	16	28.57%		
Disagree	(3)	19	33.93%		
Strongly Disagree	(4)	6	10.71%		
Not Applicable	(0)	4	7.14%		
				0 25 50 75 100	
Return Rate	Mean	STD			
56/199 (28.14%)	2.38	0.95			

2 - Please rate the following statements according to their accuracy.

The University has an appropriate number of full-time faculty to support its mission.

Response Option	Weight	Frequency	Percent	Percent Responses	Means
Strongly Agree	(1)	10	18.52%		2.19 Course
Agree	(2)	26	48.15%		
Disagree	(3)	12	22.22%		
Strongly Disagree	(4)	4	7.41%		
Not Applicable	(0)	2	3.7%		
				0 25 50 75 100	
Return Rate	Mean	STD			
54/199 (27.14%)	2.19	0.84			

2 - Please rate the following statements according to their accuracy.

The University has an appropriate number of part-time faculty to support its mission.

Response Option	Weight	Frequency	Percent	Percent Responses	Means
Strongly Agree	(1)	10	18.52%		1.98 Course
Agree	(2)	32	59.26%		
Disagree	(3)	9	16.67%		
Strongly Disagree	(4)	0	0%		
Not Applicable	(0)	3	5.56%		
				0 25 50 75 100	
Return Rate	Mean	STD			
54/199 (27.14%)	1.98	0.62			

Mississippi University for Women
Spring 2015 Faculty Satisfaction Survey

2 - Please rate the following statements according to their accuracy.

At least once a year, my job performance is evaluated by my supervisor.

Response Option	Weight	Frequency	Percent	Percent Responses	Means
Strongly Agree	(1)	36	64.29%		1.37
Agree	(2)	17	30.36%		
Disagree	(3)	0	0%		
Strongly Disagree	(4)	1	1.79%		
Not Applicable	(0)	2	3.57%		
				0 25 50 75 100	Course
Return Rate	Mean	STD			
56/199 (28.14%)	1.37	0.59			

2 - Please rate the following statements according to their accuracy.

For supervisors only: At least once a year, my job performance is evaluated by those whom I supervise.

Response Option	Weight	Frequency	Percent	Percent Responses	Means
Strongly Agree	(1)	9	20%		1.47
Agree	(2)	8	17.78%		
Disagree	(3)	0	0%		
Strongly Disagree	(4)	0	0%		
Not Applicable	(0)	28	62.22%		
				0 25 50 75 100	Course
Return Rate	Mean	STD			
45/199 (22.61%)	1.47	0.51			

2 - Please rate the following statements according to their accuracy.

My job performance is regularly evaluated by students.

Response Option	Weight	Frequency	Percent	Percent Responses	Means
Strongly Agree	(1)	34	60.71%		1.38
Agree	(2)	21	37.5%		
Disagree	(3)	0	0%		
Strongly Disagree	(4)	0	0%		
Not Applicable	(0)	1	1.79%		
				0 25 50 75 100	Course
Return Rate	Mean	STD			
56/199 (28.14%)	1.38	0.49			

2 - Please rate the following statements according to their accuracy.

I am provided with the results of my performance evaluations.

Response Option	Weight	Frequency	Percent	Percent Responses	Means
Strongly Agree	(1)	37	66.07%		1.35
Agree	(2)	17	30.36%		
Disagree	(3)	1	1.79%		
Strongly Disagree	(4)	0	0%		
Not Applicable	(0)	1	1.79%		
				0 25 50 75 100	Course
Return Rate	Mean	STD			
56/199 (28.14%)	1.35	0.52			

Mississippi University for Women
Spring 2015 Faculty Satisfaction Survey

2 - Please rate the following statements according to their accuracy.

I was given the opportunity to give and receive feedback on my annual performance evaluation with my supervisor.

Response Option	Weight	Frequency	Percent	Percent Responses	Means
Strongly Agree	(1)	35	62.5%		1.40
Agree	(2)	16	28.57%		
Disagree	(3)	1	1.79%		
Strongly Disagree	(4)	1	1.79%		
Not Applicable	(0)	3	5.36%		
				0 25 50 75 100	Course
Return Rate	Mean	STD			
56/199 (28.14%)	1.40	0.63			

2 - Please rate the following statements according to their accuracy.

I routinely make changes in my job performance based upon evaluations.

Response Option	Weight	Frequency	Percent	Percent Responses	Means
Strongly Agree	(1)	29	51.79%		1.51
Agree	(2)	22	39.29%		
Disagree	(3)	1	1.79%		
Strongly Disagree	(4)	1	1.79%		
Not Applicable	(0)	3	5.36%		
				0 25 50 75 100	Course
Return Rate	Mean	STD			
56/199 (28.14%)	1.51	0.64			

2 - Please rate the following statements according to their accuracy.

The educational program and related goals of the University are consistent with the mission of the institution.

Response Option	Weight	Frequency	Percent	Percent Responses	Means
Strongly Agree	(1)	29	51.79%		1.53
Agree	(2)	24	42.86%		
Disagree	(3)	1	1.79%		
Strongly Disagree	(4)	1	1.79%		
Not Applicable	(0)	1	1.79%		
				0 25 50 75 100	Course
Return Rate	Mean	STD			
56/199 (28.14%)	1.53	0.63			

2 - Please rate the following statements according to their accuracy.

The criteria used in the evaluation of faculty are consistent with the goals and mission of the University.

Response Option	Weight	Frequency	Percent	Percent Responses	Means
Strongly Agree	(1)	26	46.43%		1.58
Agree	(2)	27	48.21%		
Disagree	(3)	1	1.79%		
Strongly Disagree	(4)	1	1.79%		
Not Applicable	(0)	1	1.79%		
				0 25 50 75 100	Course
Return Rate	Mean	STD			
56/199 (28.14%)	1.58	0.63			

Mississippi University for Women
Spring 2015 Faculty Satisfaction Survey

2 - Please rate the following statements according to their accuracy.

The educational effectiveness of individual courses and/or program areas in my department is measured by multiple means of assessment.

Response Option	Weight	Frequency	Percent	Percent Responses	Means
Strongly Agree	(1)	27	50%		1.66
Agree	(2)	18	33.33%		
Disagree	(3)	7	12.96%		
Strongly Disagree	(4)	1	1.85%		
Not Applicable	(0)	1	1.85%		
				0 25 50 75 100	Course
Return Rate	Mean	STD			
54/199 (27.14%)	1.66	0.78			

2 - Please rate the following statements according to their accuracy.

I have been involved in the evaluation of educational goals in my department.

Response Option	Weight	Frequency	Percent	Percent Responses	Means
Strongly Agree	(1)	28	50%		1.53
Agree	(2)	22	39.29%		
Disagree	(3)	3	5.36%		
Strongly Disagree	(4)	0	0%		
Not Applicable	(0)	3	5.36%		
				0 25 50 75 100	Course
Return Rate	Mean	STD			
56/199 (28.14%)	1.53	0.61			

2 - Please rate the following statements according to their accuracy.

Supervisors use the results of periodic evaluations to improve the educational program.

Response Option	Weight	Frequency	Percent	Percent Responses	Means
Strongly Agree	(1)	24	42.86%		1.63
Agree	(2)	24	42.86%		
Disagree	(3)	1	1.79%		
Strongly Disagree	(4)	2	3.57%		
Not Applicable	(0)	5	8.93%		
				0 25 50 75 100	Course
Return Rate	Mean	STD			
56/199 (28.14%)	1.63	0.72			

2 - Please rate the following statements according to their accuracy.

Adequate policies exist to protect faculty from assuming or being assigned duties which would interfere with the quality of teaching responsibilities.

Response Option	Weight	Frequency	Percent	Percent Responses	Means
Strongly Agree	(1)	13	23.21%		2.07
Agree	(2)	25	44.64%		
Disagree	(3)	15	26.79%		
Strongly Disagree	(4)	1	1.79%		
Not Applicable	(0)	2	3.57%		
				0 25 50 75 100	Course
Return Rate	Mean	STD			
56/199 (28.14%)	2.07	0.77			

Mississippi University for Women
Spring 2015 Faculty Satisfaction Survey

2 - Please rate the following statements according to their accuracy.

The faculty salary levels and total compensation program are adequate to assure positive faculty morale and motivation.

Response Option	Weight	Frequency	Percent	Percent Responses	Means
Strongly Agree	(1)	4	7.14%		<div style="text-align: center;">2.89</div>
Agree	(2)	13	23.21%		
Disagree	(3)	22	39.29%		
Strongly Disagree	(4)	15	26.79%		
Not Applicable	(0)	2	3.57%		
				0 25 50 75 100	Course
Return Rate	Mean	STD			
56/199 (28.14%)	2.89	0.90			

2 - Please rate the following statements according to their accuracy.

The primary responsibility for the educational programs at the University resides with the faculty.

Response Option	Weight	Frequency	Percent	Percent Responses	Means
Strongly Agree	(1)	22	39.29%		<div style="text-align: center;">1.69</div>
Agree	(2)	28	50%		
Disagree	(3)	5	8.93%		
Strongly Disagree	(4)	0	0%		
Not Applicable	(0)	1	1.79%		
				0 25 50 75 100	Course
Return Rate	Mean	STD			
56/199 (28.14%)	1.69	0.63			

2 - Please rate the following statements according to their accuracy.

The number of full-time faculty is adequate to provide effective teaching.

Response Option	Weight	Frequency	Percent	Percent Responses	Means
Strongly Agree	(1)	13	23.21%		<div style="text-align: center;">2.18</div>
Agree	(2)	23	41.07%		
Disagree	(3)	17	30.36%		
Strongly Disagree	(4)	3	5.36%		
Not Applicable	(0)	0	0%		
				0 25 50 75 100	Course
Return Rate	Mean	STD			
56/199 (28.14%)	2.18	0.86			

2 - Please rate the following statements according to their accuracy.

The number of qualified full-time faculty is adequate for curriculum development and review in each major.

Response Option	Weight	Frequency	Percent	Percent Responses	Means
Strongly Agree	(1)	14	25.45%		<div style="text-align: center;">2.16</div>
Agree	(2)	22	40%		
Disagree	(3)	15	27.27%		
Strongly Disagree	(4)	4	7.27%		
Not Applicable	(0)	0	0%		
				0 25 50 75 100	Course
Return Rate	Mean	STD			
55/199 (27.64%)	2.16	0.90			

Mississippi University for Women
Spring 2015 Faculty Satisfaction Survey

2 - Please rate the following statements according to their accuracy.

The number of full-time faculty is adequate to provide effective advising.

Response Option	Weight	Frequency	Percent	Percent Responses	Means
Strongly Agree	(1)	15	26.79%		2.06
Agree	(2)	25	44.64%		
Disagree	(3)	10	17.86%		
Strongly Disagree	(4)	4	7.14%		
Not Applicable	(0)	2	3.57%		
				0 25 50 75 100	Course
Return Rate	Mean	STD			
56/199 (28.14%)	2.06	0.88			

2 - Please rate the following statements according to their accuracy.

Faculty teaching loads are reasonable.

Response Option	Weight	Frequency	Percent	Percent Responses	Means
Strongly Agree	(1)	16	28.57%		1.93
Agree	(2)	31	55.36%		
Disagree	(3)	6	10.71%		
Strongly Disagree	(4)	3	5.36%		
Not Applicable	(0)	0	0%		
				0 25 50 75 100	Course
Return Rate	Mean	STD			
56/199 (28.14%)	1.93	0.78			

2 - Please rate the following statements according to their accuracy.

Experimentation with methods to improve instruction is encouraged.

Response Option	Weight	Frequency	Percent	Percent Responses	Means
Strongly Agree	(1)	24	42.86%		1.64
Agree	(2)	28	50%		
Disagree	(3)	2	3.57%		
Strongly Disagree	(4)	1	1.79%		
Not Applicable	(0)	1	1.79%		
				0 25 50 75 100	Course
Return Rate	Mean	STD			
56/199 (28.14%)	1.64	0.65			

2 - Please rate the following statements according to their accuracy.

The number of advisees assigned to faculty is reasonable.

Response Option	Weight	Frequency	Percent	Percent Responses	Means
Strongly Agree	(1)	16	29.09%		2.00
Agree	(2)	23	41.82%		
Disagree	(3)	10	18.18%		
Strongly Disagree	(4)	3	5.45%		
Not Applicable	(0)	3	5.45%		
				0 25 50 75 100	Course
Return Rate	Mean	STD			
55/199 (27.64%)	2.00	0.86			

Mississippi University for Women
Spring 2015 Faculty Satisfaction Survey

2 - Please rate the following statements according to their accuracy.

I discuss career goals with my advisees.

Response Option	Weight	Frequency	Percent	Percent Responses	Means
Strongly Agree	(1)	29	51.79%		1.48
Agree	(2)	21	37.5%		
Disagree	(3)	2	3.57%		
Strongly Disagree	(4)	0	0%		
Not Applicable	(0)	4	7.14%		
				0 25 50 75 100	Course
Return Rate	Mean	STD			
56/199 (28.14%)	1.48	0.58			

2 - Please rate the following statements according to their accuracy.

MUW provides for its students a learning environment in which scholarly and creative achievement is encouraged.

Response Option	Weight	Frequency	Percent	Percent Responses	Means
Strongly Agree	(1)	24	42.86%		1.63
Agree	(2)	30	53.57%		
Disagree	(3)	1	1.79%		
Strongly Disagree	(4)	1	1.79%		
Not Applicable	(0)	0	0%		
				0 25 50 75 100	Course
Return Rate	Mean	STD			
56/199 (28.14%)	1.63	0.62			

2 - Please rate the following statements according to their accuracy.

The University provides adequate technology resources.

Response Option	Weight	Frequency	Percent	Percent Responses	Means
Strongly Agree	(1)	9	16.07%		2.32
Agree	(2)	26	46.43%		
Disagree	(3)	15	26.79%		
Strongly Disagree	(4)	6	10.71%		
Not Applicable	(0)	0	0%		
				0 25 50 75 100	Course
Return Rate	Mean	STD			
56/199 (28.14%)	2.32	0.88			

2 - Please rate the following statements according to their accuracy.

The University provides adequate instructional materials/equipment.

Response Option	Weight	Frequency	Percent	Percent Responses	Means
Strongly Agree	(1)	11	19.64%		2.13
Agree	(2)	29	51.79%		
Disagree	(3)	12	21.43%		
Strongly Disagree	(4)	3	5.36%		
Not Applicable	(0)	1	1.79%		
				0 25 50 75 100	Course
Return Rate	Mean	STD			
56/199 (28.14%)	2.13	0.79			

Mississippi University for Women
Spring 2015 Faculty Satisfaction Survey

2 - Please rate the following statements according to their accuracy.

The University encourages faculty to participate in membership and leadership activities in their disciplines.

Response Option	Weight	Frequency	Percent	Percent Responses	Means
Strongly Agree	(1)	20	35.71%		1.71
Agree	(2)	32	57.14%		
Disagree	(3)	2	3.57%		
Strongly Disagree	(4)	1	1.79%		
Not Applicable	(0)	1	1.79%		
				0 25 50 75 100	Course
Return Rate	Mean	STD			
56/199 (28.14%)	1.71	0.63			

2 - Please rate the following statements according to their accuracy.

The University encourages online course development.

Response Option	Weight	Frequency	Percent	Percent Responses	Means
Strongly Agree	(1)	19	33.93%		1.75
Agree	(2)	32	57.14%		
Disagree	(3)	5	8.93%		
Strongly Disagree	(4)	0	0%		
Not Applicable	(0)	0	0%		
				0 25 50 75 100	Course
Return Rate	Mean	STD			
56/199 (28.14%)	1.75	0.61			

2 - Please rate the following statements according to their accuracy.

The University encourages online course delivery.

Response Option	Weight	Frequency	Percent	Percent Responses	Means
Strongly Agree	(1)	20	35.71%		1.75
Agree	(2)	29	51.79%		
Disagree	(3)	6	10.71%		
Strongly Disagree	(4)	0	0%		
Not Applicable	(0)	1	1.79%		
				0 25 50 75 100	Course
Return Rate	Mean	STD			
56/199 (28.14%)	1.75	0.64			

2 - Please rate the following statements according to their accuracy.

The University supports online course delivery through faculty training and allocation of resources.

Response Option	Weight	Frequency	Percent	Percent Responses	Means
Strongly Agree	(1)	14	25%		2.18
Agree	(2)	22	39.29%		
Disagree	(3)	16	28.57%		
Strongly Disagree	(4)	4	7.14%		
Not Applicable	(0)	0	0%		
				0 25 50 75 100	Course
Return Rate	Mean	STD			
56/199 (28.14%)	2.18	0.90			

Mississippi University for Women
Spring 2015 Faculty Satisfaction Survey

2 - Please rate the following statements according to their accuracy.

The University provides adequate physical facilities.

Response Option	Weight	Frequency	Percent	Percent Responses	Means
Strongly Agree	(1)	14	25.45%		1.89
Agree	(2)	34	61.82%		
Disagree	(3)	6	10.91%		
Strongly Disagree	(4)	1	1.82%		
Not Applicable	(0)	0	0%		
				0 25 50 75 100	Course
Return Rate	Mean	STD			
55/199 (27.64%)	1.89	0.66			

2 - Please rate the following statements according to their accuracy.

The University provides adequate training of faculty to use appropriate application software.

Response Option	Weight	Frequency	Percent	Percent Responses	Means
Strongly Agree	(1)	11	19.64%		2.31
Agree	(2)	18	32.14%		
Disagree	(3)	19	33.93%		
Strongly Disagree	(4)	4	7.14%		
Not Applicable	(0)	4	7.14%		
				0 25 50 75 100	Course
Return Rate	Mean	STD			
56/199 (28.14%)	2.31	0.90			

2 - Please rate the following statements according to their accuracy.

The University maintains and replaces current software and equipment, as needed.

Response Option	Weight	Frequency	Percent	Percent Responses	Means
Strongly Agree	(1)	11	20%		2.17
Agree	(2)	27	49.09%		
Disagree	(3)	12	21.82%		
Strongly Disagree	(4)	4	7.27%		
Not Applicable	(0)	1	1.82%		
				0 25 50 75 100	Course
Return Rate	Mean	STD			
55/199 (27.64%)	2.17	0.84			

2 - Please rate the following statements according to their accuracy.

The University's communication networks (email, telephone, and Internet) are adequate for my needs.

Response Option	Weight	Frequency	Percent	Percent Responses	Means
Strongly Agree	(1)	16	29.09%		1.95
Agree	(2)	29	52.73%		
Disagree	(3)	7	12.73%		
Strongly Disagree	(4)	3	5.45%		
Not Applicable	(0)	0	0%		
				0 25 50 75 100	Course
Return Rate	Mean	STD			
55/199 (27.64%)	1.95	0.80			

Mississippi University for Women
Spring 2015 Faculty Satisfaction Survey

2 - Please rate the following statements according to their accuracy.

Appropriate security measures are used to monitor and protect the confidentiality and integrity of academic systems, administrative systems, and institutional networks.

Response Option	Weight	Frequency	Percent	Percent Responses	Means
Strongly Agree	(1)	14	25%		1.91
Agree	(2)	33	58.93%		
Disagree	(3)	5	8.93%		
Strongly Disagree	(4)	2	3.57%		
Not Applicable	(0)	2	3.57%		
				0 25 50 75 100	Course
Return Rate	Mean	STD			
56/199 (28.14%)	1.91	0.71			

2 - Please rate the following statements according to their accuracy.

The University supports research and professional activities.

Response Option	Weight	Frequency	Percent	Percent Responses	Means
Strongly Agree	(1)	16	28.57%		1.86
Agree	(2)	33	58.93%		
Disagree	(3)	6	10.71%		
Strongly Disagree	(4)	1	1.79%		
Not Applicable	(0)	0	0%		
				0 25 50 75 100	Course
Return Rate	Mean	STD			
56/199 (28.14%)	1.86	0.67			

2 - Please rate the following statements according to their accuracy.

Overall, the physical environment of the institution contributes to an atmosphere conducive to learning.

Response Option	Weight	Frequency	Percent	Percent Responses	Means
Strongly Agree	(1)	20	35.71%		1.79
Agree	(2)	29	51.79%		
Disagree	(3)	6	10.71%		
Strongly Disagree	(4)	1	1.79%		
Not Applicable	(0)	0	0%		
				0 25 50 75 100	Course
Return Rate	Mean	STD			
56/199 (28.14%)	1.79	0.71			

2 - Please rate the following statements according to their accuracy.

The University has adequate library/learning resources.

Response Option	Weight	Frequency	Percent	Percent Responses	Means
Strongly Agree	(1)	14	25%		2.11
Agree	(2)	27	48.21%		
Disagree	(3)	8	14.29%		
Strongly Disagree	(4)	6	10.71%		
Not Applicable	(0)	1	1.79%		
				0 25 50 75 100	Course
Return Rate	Mean	STD			
56/199 (28.14%)	2.11	0.92			

Mississippi University for Women
Spring 2015 Faculty Satisfaction Survey

2 - Please rate the following statements according to their accuracy.

The library's hours of operation are adequate.

Response Option	Weight	Frequency	Percent	Percent Responses	Means
Strongly Agree	(1)	14	25%		1.96 Course
Agree	(2)	30	53.57%		
Disagree	(3)	4	7.14%		
Strongly Disagree	(4)	4	7.14%		
Not Applicable	(0)	4	7.14%		
				0 25 50 75 100	
Return Rate	Mean	STD			
56/199 (28.14%)	1.96	0.82			

2 - Please rate the following statements according to their accuracy.

The library has an adequate physical facility to house the necessary library resources.

Response Option	Weight	Frequency	Percent	Percent Responses	Means
Strongly Agree	(1)	14	25%		1.96 Course
Agree	(2)	29	51.79%		
Disagree	(3)	6	10.71%		
Strongly Disagree	(4)	3	5.36%		
Not Applicable	(0)	4	7.14%		
				0 25 50 75 100	
Return Rate	Mean	STD			
56/199 (28.14%)	1.96	0.79			

2 - Please rate the following statements according to their accuracy.

The library collections are adequate to meet my instructional needs.

Response Option	Weight	Frequency	Percent	Percent Responses	Means
Strongly Agree	(1)	14	25%		2.09 Course
Agree	(2)	26	46.43%		
Disagree	(3)	7	12.5%		
Strongly Disagree	(4)	6	10.71%		
Not Applicable	(0)	3	5.36%		
				0 25 50 75 100	
Return Rate	Mean	STD			
56/199 (28.14%)	2.09	0.93			

2 - Please rate the following statements according to their accuracy.

I have access to the equipment I need to be an effective instructor.

Response Option	Weight	Frequency	Percent	Percent Responses	Means
Strongly Agree	(1)	12	21.43%		2.00 Course
Agree	(2)	33	58.93%		
Disagree	(3)	10	17.86%		
Strongly Disagree	(4)	1	1.79%		
Not Applicable	(0)	0	0%		
				0 25 50 75 100	
Return Rate	Mean	STD			
56/199 (28.14%)	2.00	0.69			

Mississippi University for Women
Spring 2015 Faculty Satisfaction Survey

2 - Please rate the following statements according to their accuracy.

I have access to the software I need to be an effective instructor.

Response Option	Weight	Frequency	Percent	Percent Responses	Means
Strongly Agree	(1)	13	23.21%		1.95 Course
Agree	(2)	33	58.93%		
Disagree	(3)	8	14.29%		
Strongly Disagree	(4)	1	1.79%		
Not Applicable	(0)	1	1.79%		
				0 25 50 75 100	
Return Rate	Mean	STD			
56/199 (28.14%)	1.95	0.68			

2 - Please rate the following statements according to their accuracy.

MUW faculty are rewarded for improving their levels of education and training.

Response Option	Weight	Frequency	Percent	Percent Responses	Means
Strongly Agree	(1)	8	14.55%		2.24 Course
Agree	(2)	28	50.91%		
Disagree	(3)	15	27.27%		
Strongly Disagree	(4)	3	5.45%		
Not Applicable	(0)	1	1.82%		
				0 25 50 75 100	
Return Rate	Mean	STD			
55/199 (27.64%)	2.24	0.78			

2 - Please rate the following statements according to their accuracy.

The place where I work is comfortable and appropriate for the work I do.

Response Option	Weight	Frequency	Percent	Percent Responses	Means
Strongly Agree	(1)	20	35.71%		1.80 Course
Agree	(2)	28	50%		
Disagree	(3)	5	8.93%		
Strongly Disagree	(4)	2	3.57%		
Not Applicable	(0)	1	1.79%		
				0 25 50 75 100	
Return Rate	Mean	STD			
56/199 (28.14%)	1.80	0.76			

2 - Please rate the following statements according to their accuracy.

The content and design of MUW publications produced and distributed by MUW are accurate and consistent in describing the University.

Response Option	Weight	Frequency	Percent	Percent Responses	Means
Strongly Agree	(1)	20	36.36%		1.69 Course
Agree	(2)	31	56.36%		
Disagree	(3)	3	5.45%		
Strongly Disagree	(4)	0	0%		
Not Applicable	(0)	1	1.82%		
				0 25 50 75 100	
Return Rate	Mean	STD			
55/199 (27.64%)	1.69	0.58			

Mississippi University for Women
Spring 2015 Faculty Satisfaction Survey

2 - Please rate the following statements according to their accuracy.

I have access to a current university organizational chart.

Response Option	Weight	Frequency	Percent	Percent Responses	Means
Strongly Agree	(1)	21	37.5%		1.68
Agree	(2)	32	57.14%		
Disagree	(3)	3	5.36%		
Strongly Disagree	(4)	0	0%		
Not Applicable	(0)	0	0%		
				0 25 50 75 100	Course
Return Rate	Mean	STD			
56/199 (28.14%)	1.68	0.58			

2 - Please rate the following statements according to their accuracy.

I have access to MUW's current policies.

Response Option	Weight	Frequency	Percent	Percent Responses	Means
Strongly Agree	(1)	26	46.43%		1.54
Agree	(2)	30	53.57%		
Disagree	(3)	0	0%		
Strongly Disagree	(4)	0	0%		
Not Applicable	(0)	0	0%		
				0 25 50 75 100	Course
Return Rate	Mean	STD			
56/199 (28.14%)	1.54	0.50			

2 - Please rate the following statements according to their accuracy.

I am familiar with the requirements of federal law on the privacy of student records.

Response Option	Weight	Frequency	Percent	Percent Responses	Means
Strongly Agree	(1)	27	48.21%		1.54
Agree	(2)	28	50%		
Disagree	(3)	1	1.79%		
Strongly Disagree	(4)	0	0%		
Not Applicable	(0)	0	0%		
				0 25 50 75 100	Course
Return Rate	Mean	STD			
56/199 (28.14%)	1.54	0.54			

2 - Please rate the following statements according to their accuracy.

Faculty are adequately informed regarding academic freedom policies.

Response Option	Weight	Frequency	Percent	Percent Responses	Means
Strongly Agree	(1)	16	29.09%		1.96
Agree	(2)	27	49.09%		
Disagree	(3)	10	18.18%		
Strongly Disagree	(4)	2	3.64%		
Not Applicable	(0)	0	0%		
				0 25 50 75 100	Course
Return Rate	Mean	STD			
55/199 (27.64%)	1.96	0.79			

Mississippi University for Women
Spring 2015 Faculty Satisfaction Survey

2 - Please rate the following statements according to their accuracy.

I am aware of MUW's equipment and inventory procedures.

Response Option	Weight	Frequency	Percent	Percent Responses	Means
Strongly Agree	(1)	21	37.5%		1.78
Agree	(2)	25	44.64%		
Disagree	(3)	7	12.5%		
Strongly Disagree	(4)	1	1.79%		
Not Applicable	(0)	2	3.57%		
				0 25 50 75 100	Course
Return Rate	Mean	STD			
56/199 (28.14%)	1.78	0.74			

2 - Please rate the following statements according to their accuracy.

I am familiar with MUW's policy and procedures for handling persons with weapons on campus.

Response Option	Weight	Frequency	Percent	Percent Responses	Means
Strongly Agree	(1)	19	33.93%		1.88
Agree	(2)	27	48.21%		
Disagree	(3)	8	14.29%		
Strongly Disagree	(4)	2	3.57%		
Not Applicable	(0)	0	0%		
				0 25 50 75 100	Course
Return Rate	Mean	STD			
56/199 (28.14%)	1.88	0.79			

2 - Please rate the following statements according to their accuracy.

I am familiar with MUW's policy about alcohol and drugs on campus.

Response Option	Weight	Frequency	Percent	Percent Responses	Means
Strongly Agree	(1)	20	35.71%		1.71
Agree	(2)	32	57.14%		
Disagree	(3)	4	7.14%		
Strongly Disagree	(4)	0	0%		
Not Applicable	(0)	0	0%		
				0 25 50 75 100	Course
Return Rate	Mean	STD			
56/199 (28.14%)	1.71	0.59			

2 - Please rate the following statements according to their accuracy.

I believe that the University contributes to the needs of the community through service or public outreach.

Response Option	Weight	Frequency	Percent	Percent Responses	Means
Strongly Agree	(1)	26	47.27%		1.57
Agree	(2)	26	47.27%		
Disagree	(3)	1	1.82%		
Strongly Disagree	(4)	1	1.82%		
Not Applicable	(0)	1	1.82%		
				0 25 50 75 100	Course
Return Rate	Mean	STD			
55/199 (27.64%)	1.57	0.63			

Mississippi University for Women
Spring 2015 Faculty Satisfaction Survey

2 - Please rate the following statements according to their accuracy.

I have participated in one or more public service activities during the past year.

Response Option	Weight	Frequency	Percent	Percent Responses	Means
Strongly Agree	(1)	28	50%		1.57
Agree	(2)	22	39.29%		
Disagree	(3)	3	5.36%		
Strongly Disagree	(4)	1	1.79%		
Not Applicable	(0)	2	3.57%		
				0 25 50 75 100	Course
Return Rate	Mean	STD			
56/199 (28.14%)	1.57	0.69			

2 - Please rate the following statements according to their accuracy.

MUW conducts regular practice drills to prepare for emergency situations.

Response Option	Weight	Frequency	Percent	Percent Responses	Means
Strongly Agree	(1)	19	33.93%		1.67
Agree	(2)	34	60.71%		
Disagree	(3)	1	1.79%		
Strongly Disagree	(4)	0	0%		
Not Applicable	(0)	2	3.57%		
				0 25 50 75 100	Course
Return Rate	Mean	STD			
56/199 (28.14%)	1.67	0.51			

2 - Please rate the following statements according to their accuracy.

Sufficient exterior lighting exists for safety.

Response Option	Weight	Frequency	Percent	Percent Responses	Means
Strongly Agree	(1)	13	23.64%		1.98
Agree	(2)	29	52.73%		
Disagree	(3)	10	18.18%		
Strongly Disagree	(4)	1	1.82%		
Not Applicable	(0)	2	3.64%		
				0 25 50 75 100	Course
Return Rate	Mean	STD			
55/199 (27.64%)	1.98	0.72			

2 - Please rate the following statements according to their accuracy.

I feel safe and secure on the MUW campus.

Response Option	Weight	Frequency	Percent	Percent Responses	Means
Strongly Agree	(1)	16	29.09%		1.80
Agree	(2)	34	61.82%		
Disagree	(3)	3	5.45%		
Strongly Disagree	(4)	1	1.82%		
Not Applicable	(0)	1	1.82%		
				0 25 50 75 100	Course
Return Rate	Mean	STD			
55/199 (27.64%)	1.80	0.63			

**Mississippi University for Women
Spring 2015 Faculty Satisfaction Survey**

2 - Please rate the following statements according to their accuracy.

I am aware that the University has a Behavioral Intervention Team (BIT).

Response Option	Weight	Frequency	Percent	Percent Responses	Means
Strongly Agree	(1)	27	48.21%		1.54
Agree	(2)	28	50%		
Disagree	(3)	1	1.79%		
Strongly Disagree	(4)	0	0%		
Not Applicable	(0)	0	0%		
				0 25 50 75 100	Course
Return Rate	Mean	STD			
56/199 (28.14%)	1.54	0.54			

2 - Please rate the following statements according to their accuracy.

I believe there is diversity among my peers at the University.

Response Option	Weight	Frequency	Percent	Percent Responses	Means
Strongly Agree	(1)	20	35.71%		1.73
Agree	(2)	32	57.14%		
Disagree	(3)	3	5.36%		
Strongly Disagree	(4)	1	1.79%		
Not Applicable	(0)	0	0%		
				0 25 50 75 100	Course
Return Rate	Mean	STD			
56/199 (28.14%)	1.73	0.65			

2 - Please rate the following statements according to their accuracy.

I am aware that the University has a policy that prohibits sexual misconduct.

Response Option	Weight	Frequency	Percent	Percent Responses	Means
Strongly Agree	(1)	29	51.79%		1.48
Agree	(2)	27	48.21%		
Disagree	(3)	0	0%		
Strongly Disagree	(4)	0	0%		
Not Applicable	(0)	0	0%		
				0 25 50 75 100	Course
Return Rate	Mean	STD			
56/199 (28.14%)	1.48	0.50			

2 - Please rate the following statements according to their accuracy.

I am aware that the University has a designated person to coordinate the University's efforts to eliminate sexual misconduct on campus.

Response Option	Weight	Frequency	Percent	Percent Responses	Means
Strongly Agree	(1)	28	50%		1.62
Agree	(2)	21	37.5%		
Disagree	(3)	5	8.93%		
Strongly Disagree	(4)	1	1.79%		
Not Applicable	(0)	1	1.79%		
				0 25 50 75 100	Course
Return Rate	Mean	STD			
56/199 (28.14%)	1.62	0.73			

Mississippi University for Women

Spring 2015 Faculty Satisfaction Survey

2 - Please rate the following statements according to their accuracy.

I am aware that the University's policy on sexual misconduct covers sexual harassment, sexual assault, domestic violence, dating violence, and stalking.

Response Option	Weight	Frequency	Percent	Percent Responses	Means
Strongly Agree	(1)	29	51.79%		1.50
Agree	(2)	26	46.43%		
Disagree	(3)	1	1.79%		
Strongly Disagree	(4)	0	0%		
Not Applicable	(0)	0	0%		
				0 25 50 75 100	Course
Return Rate	Mean	STD			
56/199 (28.14%)	1.50	0.54			

2 - Please rate the following statements according to their accuracy.

I am aware that I am responsible for reporting sexual misconduct of which I have been informed or have witnessed to the University's Title IX Coordinator.

Response Option	Weight	Frequency	Percent	Percent Responses	Means
Strongly Agree	(1)	30	53.57%		1.50
Agree	(2)	25	44.64%		
Disagree	(3)	0	0%		
Strongly Disagree	(4)	1	1.79%		
Not Applicable	(0)	0	0%		
				0 25 50 75 100	Course
Return Rate	Mean	STD			
56/199 (28.14%)	1.50	0.60			

2 - Please rate the following statements according to their accuracy.

Using the University web navigation system, I can easily find the information I need?

Response Option	Weight	Frequency	Percent	Percent Responses	Means
Strongly Agree	(1)	8	14.29%		2.38
Agree	(2)	24	42.86%		
Disagree	(3)	19	33.93%		
Strongly Disagree	(4)	5	8.93%		
Not Applicable	(0)	0	0%		
				0 25 50 75 100	Course
Return Rate	Mean	STD			
56/199 (28.14%)	2.38	0.84			

2 - Please rate the following statements according to their accuracy.

Using the University web search function, I can easily find the information I need?

Response Option	Weight	Frequency	Percent	Percent Responses	Means
Strongly Agree	(1)	11	19.64%		2.27
Agree	(2)	24	42.86%		
Disagree	(3)	16	28.57%		
Strongly Disagree	(4)	5	8.93%		
Not Applicable	(0)	0	0%		
				0 25 50 75 100	Course
Return Rate	Mean	STD			
56/199 (28.14%)	2.27	0.88			

Mississippi University for Women
Spring 2015 Faculty Satisfaction Survey

3 - APIL strategies involve Active learning, Problem-based learning, and Inquiry-based Learning to cultivate Intellectual Curiosity. My self-assessed level of competency in these strategies is:

Response Option	Weight	Frequency	Percent	Percent Responses	Means
Below what I would it to be	(1)	5	8.93%		2.66
Emerging, using a variety of teaching strategies, but perhaps not as effective as desired	(2)	16	28.57%		
Acceptable, using a variety of teaching techniques	(3)	28	50%		
Mastery of a variety of teaching strategies	(4)	7	12.5%		
				0 25 50 75 100	Course
Return Rate	Mean	STD			
56/199 (28.14%)	2.66	0.82			

4 - I would be more likely to implement these strategies if training were available.

Response Option	Weight	Frequency	Percent	Percent Responses	Means
Strongly agree	(1)	19	34.55%		1.76
Agree	(2)	32	58.18%		
Disagree	(3)	3	5.45%		
Strongly disagree	(4)	0	0%		
Not relevant in my discipline	(5)	1	1.82%		
				0 25 50 75 100	Course
Return Rate	Mean	STD			
55/199 (27.64%)	1.76	0.72			

5 - Check the following programs and services that contribute to your overall satisfaction with the University.

Response Option	Weight	Frequency	Percent	Percent Responses	Means
Educational Programs	(1)	45	86.54%		
Cultural Programs	(2)	33	63.46%		
Recreational/Fitness Programs	(3)	32	61.54%		
Food Services	(4)	16	30.77%		
Bookstore	(5)	14	26.92%		
Health Center	(6)	29	55.77%		
				0 25 50 75 100	
Return Rate	52/199 (26.13%)				

6 - Check the teaching method(s) you utilize in your course(s).

Response Option	Weight	Frequency	Percent	Percent Responses	Means
Lecture	(1)	47	83.93%		
Discussion	(2)	50	89.29%		
Demonstrations	(3)	38	67.86%		
Group Projects	(4)	44	78.57%		
Online	(5)	43	76.79%		
Peer Learning	(6)	25	44.64%		
Student Presentations	(7)	43	76.79%		
Case Studies	(8)	29	51.79%		
Simulations and Games	(9)	22	39.29%		
Laboratories	(10)	19	33.93%		
Clinicals/Internships	(11)	25	44.64%		
Service Learning	(12)	15	26.79%		
Other	(13)	12	21.43%		
				0 25 50 75 100	
Return Rate	56/199 (28.14%)				

**Mississippi University for Women
Spring 2015 Faculty Satisfaction Survey**

7 - Check the instructional aid(s) that you CURRENTLY use in your classroom.					
Response Option	Weight	Frequency	Percent	Percent Responses	Means
Audio/Video	(1)	43	76.79%		
Overhead Projector/LCD	(2)	36	64.29%		
Computer	(3)	54	96.43%		
Blackboard/Canvas	(4)	49	87.5%		
Podcasting	(5)	1	1.79%		
Other	(6)	8	14.29%		
				0 25 50 75 100	
Return Rate	56/199 (28.14%)				

8 - Check the instructional aid(s) that you WOULD use if equipment and training were available.					
Response Option	Weight	Frequency	Percent	Percent Responses	Means
Audio/Video	(1)	10	24.39%		
Overhead Projector/LCD	(2)	10	24.39%		
Computer	(3)	13	31.71%		
Blackboard/Canvas	(4)	14	34.15%		
Podcasting	(5)	24	58.54%		
Other	(6)	16	39.02%		
				0 25 50 75 100	
Return Rate	41/199 (20.6%)				

9 - Check the ways in which you contact your students.					
Response Option	Weight	Frequency	Percent	Percent Responses	Means
Office Hours	(1)	52	92.86%		
Telephone	(2)	43	76.79%		
Email	(3)	56	100%		
Web Page	(4)	9	16.07%		
Blackboard/Canvas	(5)	53	94.64%		
Other	(6)	13	23.21%		
				0 25 50 75 100	
Return Rate	56/199 (28.14%)				