

Fall 2002 Enrollment Fact Book

Selected Enrollment Statistics Profiling
Mississippi's Public Universities



Board of Trustees of State
Institutions of Higher Learning

Fall 2002 Enrollment Fact Book

Published by:

Board of Trustees of State Institutions of Higher Learning
Office of Research and Planning
3825 Ridgewood Road
Jackson, Mississippi 39211
(601) 432-6296
<http://www.ihl.state.ms.us>

Dr. Thomas D. Layzell
Commissioner of Higher Education

Board of Trustees

Members with terms expiring
May 7, 2004

William S. Crawford, Meridian
Fifth Congressional District

Ricki R. Garrett, Clinton
Seventh Congressional District

Bryce Griffis, Starkville
First Congressional District

Carl Nicholson, Jr., Hattiesburg
State-at-large

Members with terms expiring
May 7, 2008

Thomas W. Colbert, Flowood
State-at-large

James Roy Klumb, Gulfport
Sixth Congressional District

D. E. Magee, Jr., Jackson
Central Supreme Court District

Virginia Shanteau Newton, Gulfport
Southern Supreme Court District

Members with terms expiring
May 7, 2012

L. Stacy Davidson, Jr., Cleveland
Third Congressional District

Bettye Henderson Neely, Grenada
Fourth Congressional District

Scott Ross, West Point
Third Supreme Court District

Amy Whitten, Oxford
Second Congressional District

Institutions

**Alcorn State University
(ASU)**

Dr. Clinton Bristow, Jr., President
Lorman

**Delta State University
(DSU)**

Dr. David L. Potter, President
Cleveland

**Jackson State University
(JSU)**

Dr. Ronald Mason, Jr., President
Jackson

**Mississippi State University
(MSU)**

Dr. Charles Lee, President
Starkville

**Mississippi University for Women
(MUW)**

Dr. Claudia Limbert, President
Columbus

**Mississippi Valley State University
(MVSU)**

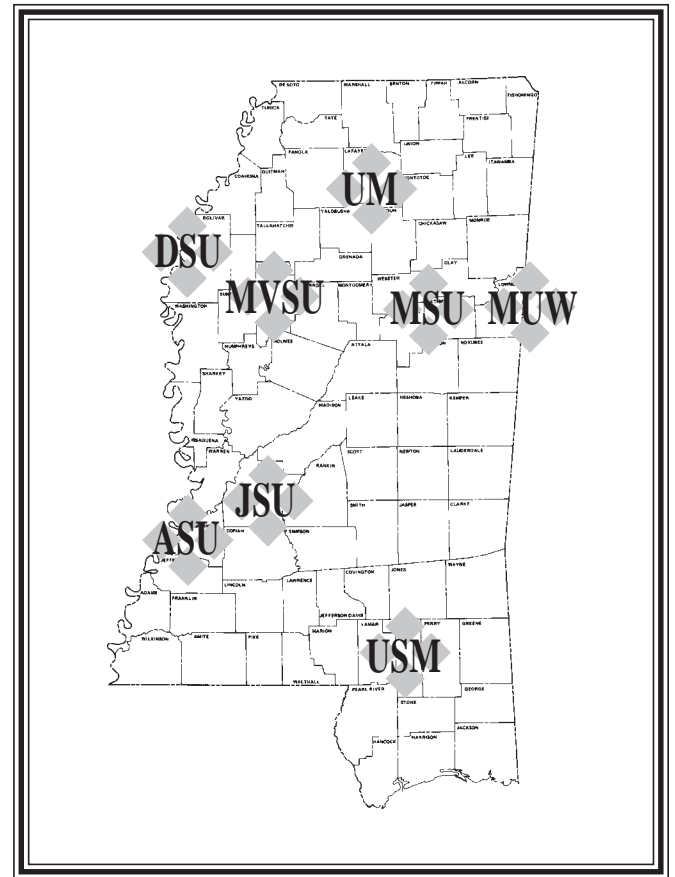
Dr. Lester C. Newman, President
Itta Bena

**University of Mississippi
(UM)**

Dr. Robert C. Khayat, Chancellor
Oxford

**University of Southern Mississippi
(USM)**

Dr. Shelby F. Thames, President
Hattiesburg



Research and Planning Staff

Dr. Milton Baxter, Assistant Commissioner
Research and Planning
Phone: 601/432-6296
FAX: 601/432-6117
E-mail: mbaxter@ihl.state.ms.us

Mr. Jim Hood
Senior Statistical Analyst
Phone: 601/432-6643
FAX: 601/432-6117
E-mail: jeh@ihl.state.ms.us

Ms. Colleen Lee
Senior Research and Statistical Analyst
Phone: 601/432-6445
FAX: 601/432-6117
E-mail: colleen@ihl.state.ms.us

Dr. Glenda Lester
Director, Educational Planning &
Research
Phone: 601/432-6775
FAX: 601/432-6117
E-mail: glester@ihl.state.ms.us

Ms. Gloria Miller
Coordinator
Phone: 601/432-6422
FAX: 601/432-6117
E-mail: gloria@ihl.state.ms.us

Ms. Susan Silver
Director, Institutional Research and Analysis
Phone: 601/432-6702
FAX: 601/432-6117
E-mail: susan@ihl.state.ms.us

Ms. Edie Weathersby
Administrative Assistant
Phone: 601/432-6296
FAX: 601/432-6117
E-mail: edie@ihl.state.ms.us

Table of Contents

Total Headcount Enrollment

Headcount Enrollment, by Level	1
Headcount Enrollment, by Ethnicity, by Gender, and by Residence	2
Headcount Enrollment, by Full-Time and Part-Time and Full-Time Equivalent (FTE) Enrollment, by Level	3

On-Campus

Headcount Enrollment, by Level	5
Headcount Enrollment, by Ethnicity, by Gender, and by Residence	6
Headcount Enrollment, by Full-Time and Part-Time and Full-Time Equivalent (FTE) Enrollment, by Level	7
Distribution of Enhanced ACT Composite Scores, First-Time Entering Freshmen	8
Headcount Enrollment, by Students' Origin	9
Headcount Enrollment, by Out-of-State Students' Residence	10
Headcount Enrollment, by Counties for Residents of Mississippi	11-13
Location of Students, by Counties for Residents of Mississippi	14
Total Headcount Enrollment, by Program Category	15-22
Graduate Headcount Enrollment, by Academic Program Levels and by Full-Time and Part-Time	23
Graduate Headcount Enrollment, by Program Category	24-29

Off-Campus/Dual Campus

Headcount Enrollment, by Level	31
Headcount Enrollment, by Ethnicity, by Gender, and by Residence	32
Headcount and Full-Time Equivalent (FTE) Enrollment, by Level and by Full-Time and Part-Time	33
Total Headcount Enrollment, by Program Category	34-43
Graduate Headcount Enrollment, by Academic Program Levels and by Full-Time and Part-Time	44
Graduate Headcount Enrollment, by Program Category	45-50

Table of Contents (Continued)

Other Locations

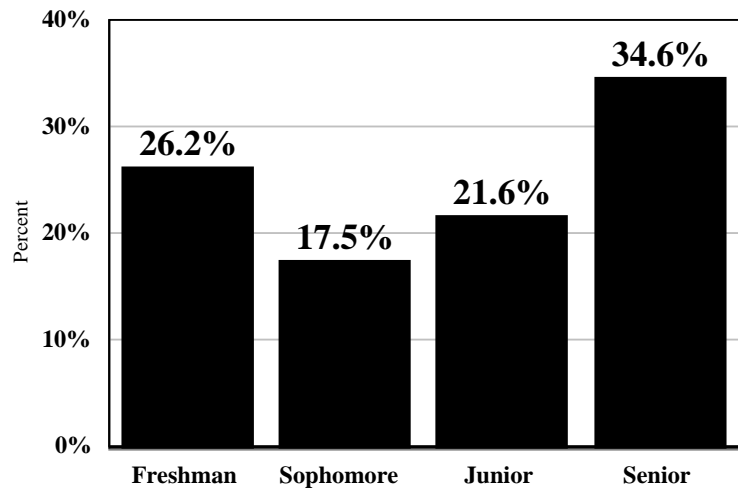
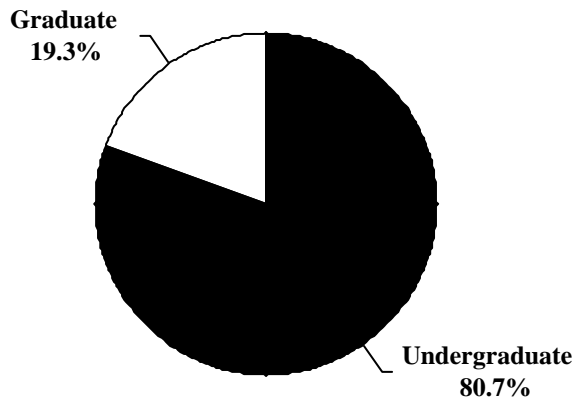
Headcount Enrollment, by Level	51
Headcount Enrollment, by Ethnicity, by Gender, and by Residence	52
Headcount Enrollment, by Full-Time and Part-Time and Full-Time Equivalent (FTE) Enrollment, by Level	53
Total Headcount Enrollment, by Program Category	54-55

University of Mississippi Medical Center

Headcount Enrollment, by Program Category, by Level, by Ethnicity, by Gender, by Residence, and by Full-Time and Part-Time	57-60
--	-------

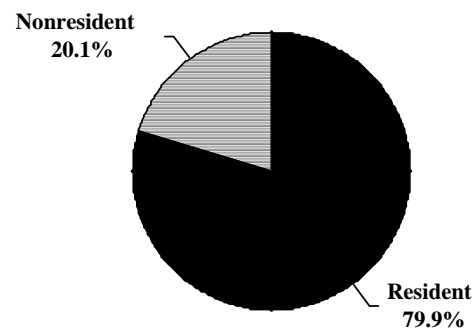
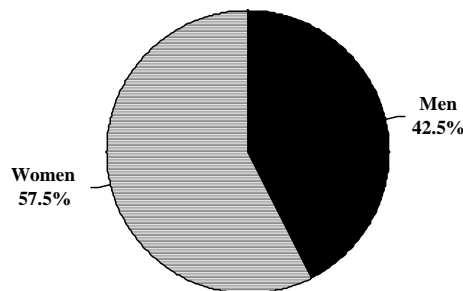
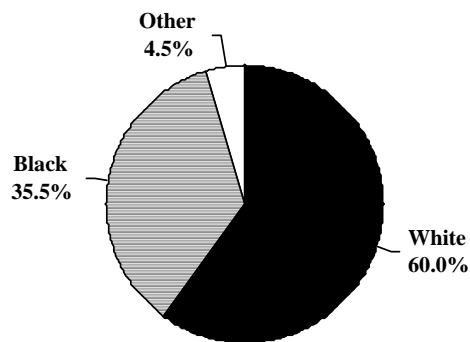
TOTAL HEADCOUNT ENROLLMENT BY LEVEL FALL 2002-03

Institution	Freshman	Sophomore	Junior	Senior	Undergraduate	Graduate	Total
Alcorn State University	826	511	492	693	2,522	628	3,150
Delta State University	1,208	425	564	1,125	3,322	641	3,963
Jackson State University	2,035	1,288	1,154	1,838	6,315	1,468	7,783
Mississippi State University	2,808	2,382	3,145	5,038	13,373	3,237	16,610
Mississippi University for Women	478	299	425	755	1,957	148	2,105
Mississippi Valley State University	1,235	561	472	746	3,014	487	3,501
University of Mississippi	3,143	2,083	2,420	3,134	10,780	2,508	13,288
University of Mississippi Medical Center	0	0	216	211	427	1,246	1,673
University of Southern Mississippi	2,490	1,980	2,867	5,274	12,611	2,655	15,266
Total	14,223	9,529	11,755	18,814	54,321	13,018	67,339



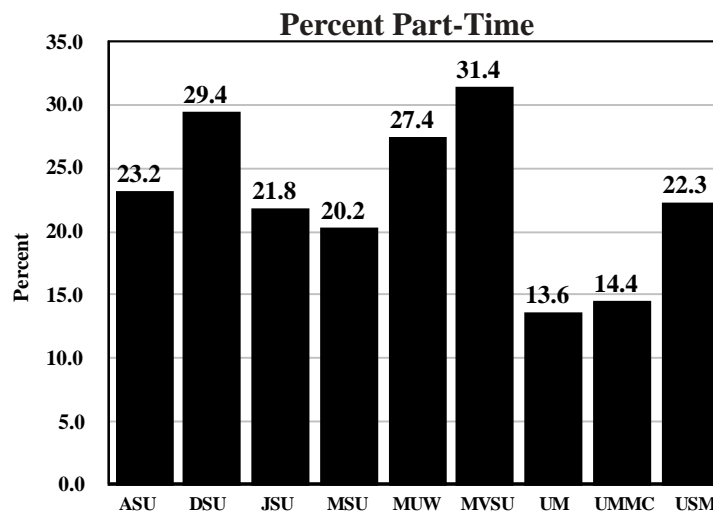
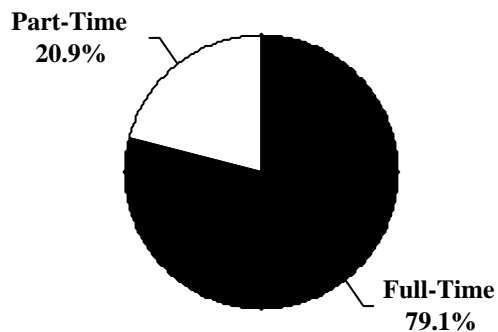
TOTAL HEADCOUNT ENROLLMENT BY ETHNICITY, BY GENDER, AND BY RESIDENCE FALL 2002-03

Institution	White		Black		Other		Men		Women		Resident		Nonresident		Total
Alcorn State University	261	8.3%	2,858	90.7%	31	1.0%	1,192	37.8%	1,958	62.2%	2,702	85.8%	448	14.2%	3,150
Delta State University	2,517	63.5%	1,410	35.6%	36	0.9%	1,503	37.9%	2,460	62.1%	3,623	91.4%	340	8.6%	3,963
Jackson State University	306	3.9%	7,296	93.7%	181	2.3%	2,899	37.2%	4,884	62.8%	6,217	79.9%	1,566	20.1%	7,783
Mississippi State University	12,534	75.5%	2,939	17.7%	1,137	6.8%	8,730	52.6%	7,880	47.4%	12,491	75.2%	4,119	24.8%	16,610
Mississippi University for Women	1,434	68.1%	590	28.0%	81	3.8%	301	14.3%	1,804	85.7%	1,828	86.8%	277	13.2%	2,105
Mississippi Valley State University	111	3.2%	3,349	95.7%	41	1.2%	990	28.3%	2,511	71.7%	3,316	94.7%	185	5.3%	3,501
University of Mississippi	10,776	81.1%	1,715	12.9%	797	6.0%	6,255	47.1%	7,033	52.9%	9,085	68.4%	4,203	31.6%	13,288
University of Mississippi Medical Center	1,327	79.3%	180	10.8%	166	9.9%	778	46.5%	895	53.5%	1,365	81.6%	308	18.4%	1,673
University of Southern Mississippi	11,151	73.0%	3,551	23.3%	564	3.7%	5,983	39.2%	9,283	60.8%	13,146	86.1%	2,120	13.9%	15,266
Total	40,417	60.0%	23,888	35.5%	3,034	4.5%	28,631	42.5%	38,708	57.5%	53,773	79.9%	13,566	20.1%	67,339



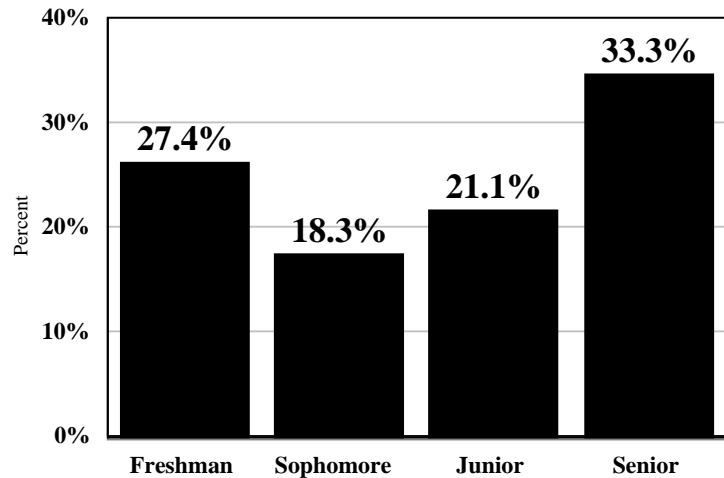
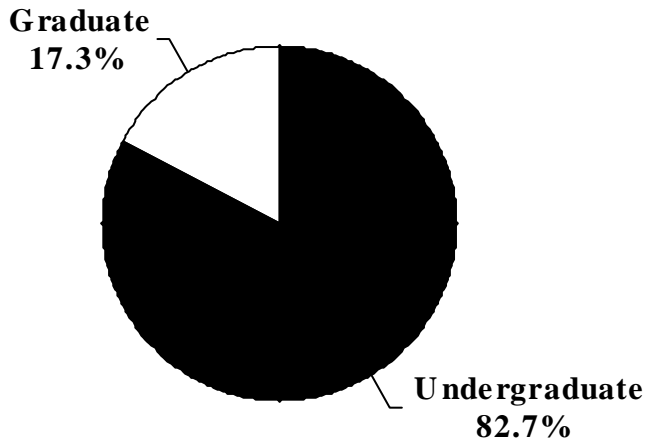
TOTAL HEADCOUNT ENROLLMENT BY FULL-TIME AND PART-TIME AND FULL-TIME EQUIVALENT (FTE) ENROLLMENT BY LEVEL FALL 2002-03

Institution	Headcount				Full-Time Equivalent				FTE Percent of Headcount
	Full-Time	Part-Time	Total	Percent Part-Time	Lower	Upper	Graduate	Total	
Alcorn State University	2,420	730	3,150	23.2	1,299.8	1,130.6	322.8	2,753.2	87.4
Delta State University	2,797	1,166	3,963	29.4	1,335.3	1,456.4	332.7	3,124.4	78.8
Jackson State University	6,085	1,698	7,783	21.8	3,133.2	2,726.4	877.1	6,736.7	86.6
Mississippi State University	13,261	3,349	16,610	20.2	4,711.6	7,192.3	2,071.3	13,975.2	84.1
Mississippi University for Women	1,529	576	2,105	27.4	655.7	1,011.1	88.8	1,755.6	83.4
Mississippi Valley State University	2,400	1,101	3,501	31.4	1,506.3	1,064.2	191.9	2,762.4	78.9
University of Mississippi	11,477	1,811	13,288	13.6	4,999.1	4,962.8	2,062.2	12,024.1	90.5
University of Mississippi Medical Center	1,432	241	1,673	14.4	0	403.8	1,926.8	2,330.6	139.3
University of Southern Mississippi	11,868	3,398	15,266	22.3	4,256.6	7,123.5	1,770.8	13,150.9	86.1
Total	53,269	14,070	67,339	20.9	21,897.6	27,071.1	9,644.4	58,613.1	87.0



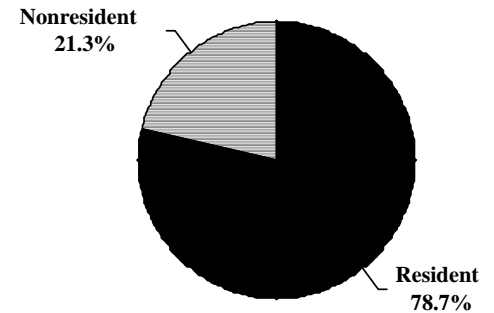
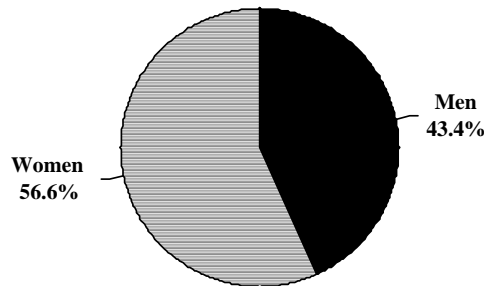
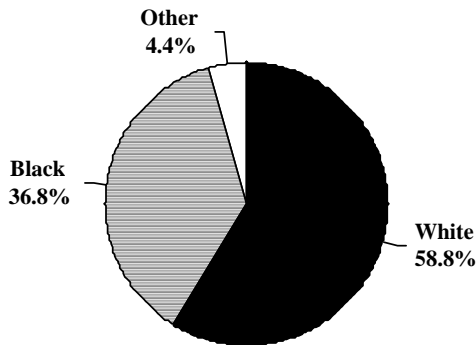
ON-CAMPUS HEADCOUNT ENROLLMENT BY LEVEL FALL 2002-03

Institution	Freshman	Sophomore	Junior	Senior	Undergraduate	Graduate	Total
Alcorn State University	826	511	492	693	2,522	628	3,150
Delta State University	1,178	408	547	1,085	3,218	607	3,825
Jackson State University	2,035	1,288	1,154	1,838	6,315	1,468	7,783
Mississippi State University	2,784	2,369	2,986	4,734	12,873	2,979	15,852
Mississippi University for Women	478	295	419	734	1,926	143	2,069
Mississippi Valley State University	1,134	526	446	674	2,780	279	3,059
University of Mississippi	3,130	2,052	2,215	2,746	10,143	2,180	12,323
University of Southern Mississippi	2,397	1,858	2,469	4,434	11,158	2,335	13,493
Total	13,962	9,307	10,728	16,938	50,935	10,619	61,554



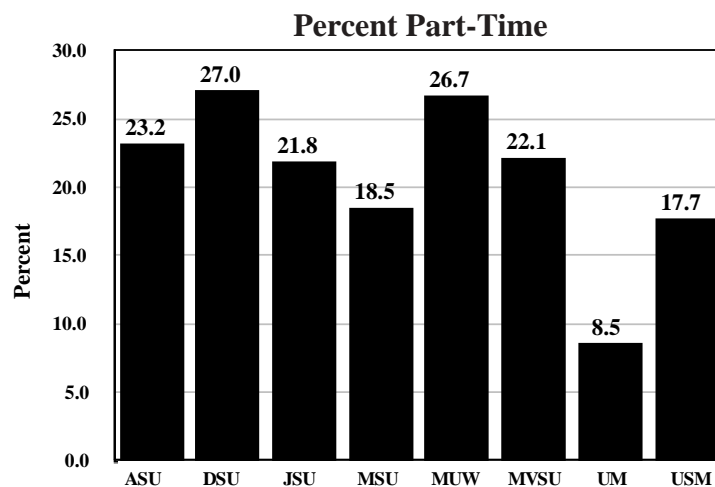
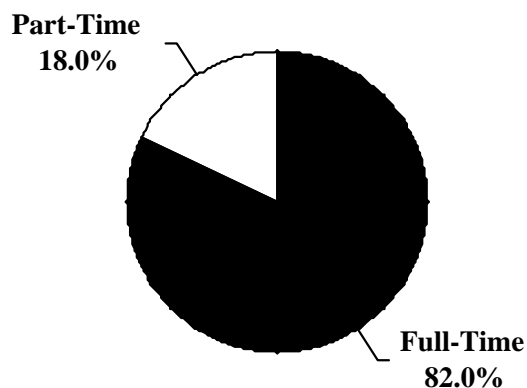
ON-CAMPUS HEADCOUNT ENROLLMENT BY ETHNICITY, BY GENDER, AND BY RESIDENCE FALL 2002-03

Institution	White		Black		Other		Men		Women		Resident		Nonresident		Total
Alcorn State University	261	8.3%	2,858	90.7%	31	1.0%	1,192	37.8%	1,958	62.2%	2,702	85.8%	448	14.2%	3,150
Delta State University	2,452	64.1%	1,337	35.0%	36	0.9%	1,465	38.3%	2,360	61.7%	3,490	91.2%	335	8.8%	3,825
Jackson State University	306	3.9%	7,296	93.7%	181	2.3%	2,899	37.2%	4,884	62.8%	6,217	79.9%	1,566	20.1%	7,783
Mississippi State University	11,979	75.6%	2,776	17.5%	1,097	6.9%	8,518	53.7%	7,334	46.3%	11,769	74.2%	4,083	25.8%	15,852
Mississippi University for Women	1,407	68.0%	581	28.1%	81	3.9%	298	14.4%	1,771	85.6%	1,795	86.8%	274	13.2%	2,069
Mississippi Valley State University	92	3.0%	2,932	95.8%	35	1.1%	939	30.7%	2,120	69.3%	2,877	94.1%	182	5.9%	3,059
University of Mississippi	9,973	80.9%	1,583	12.8%	767	6.2%	5,993	48.6%	6,330	51.4%	8,192	66.5%	4,131	33.5%	12,323
University of Southern Mississippi	9,706	71.9%	3,299	24.4%	488	3.6%	5,390	39.9%	8,103	60.1%	11,420	84.6%	2,073	15.4%	13,493
Total	36,176	58.8%	22,662	36.8%	2,716	4.4%	26,694	43.4%	34,860	56.6%	48,462	78.7%	13,092	21.3%	61,554



ON-CAMPUS HEADCOUNT ENROLLMENT BY FULL-TIME AND PART-TIME AND FULL-TIME EQUIVALENT (FTE) ENROLLMENT BY LEVEL FALL 2002-03

Institution	Headcount				Full-Time Equivalent				
	Full-Time	Part-Time	Total	Percent Part-Time	Lower	Upper	Graduate	Total	FTE Percent of Headcount
Alcorn State University	2,420	730	3,150	23.2	1,299.8	1,130.6	322.8	2,753.2	87.4
Delta State University	2,791	1,034	3,825	27.0	1,325.1	1,439.6	323.2	3,087.9	80.7
Jackson State University	6,085	1,698	7,783	21.8	3,133.2	2,726.4	877.1	6,736.7	86.6
Mississippi State University	12,914	2,938	15,852	18.5	4,696.4	6,853.6	1,977.8	13,527.8	85.3
Mississippi University for Women	1,516	553	2,069	26.7	652.9	989.9	87.5	1,730.3	83.6
Mississippi Valley State University	2,383	676	3,059	22.1	1,459.1	1,038.9	122.1	2,620.1	85.7
University of Mississippi	11,274	1,049	12,323	8.5	4,980.1	4,680.8	1,945.5	11,606.4	94.2
University of Southern Mississippi	11,110	2,383	13,493	17.7	4,123.4	6,339.1	1,624.2	12,086.7	89.6
Total	50,493	11,061	61,554	18.0	21,670.0	25,198.9	7,280.2	54,149.1	88.0

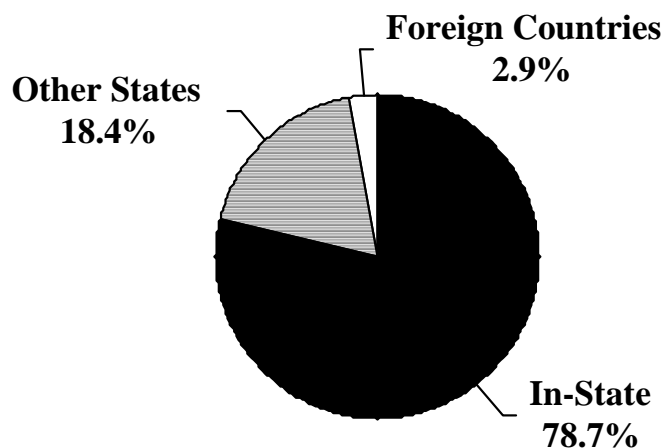


**DISTRIBUTION OF ENHANCED ACT COMPOSITE SCORES
 BY FREQUENCY OF STANDARD
 FIRST-TIME ENTERING FRESHMEN
 FALL 2002-03**

ACT Score	ASU	DSU	JSU	MSU	MUW	MVSU	UM	USM	TOTAL
35	0	0	0	3	0	0	1	0	4
34	0	0	0	20	0	0	3	1	24
33	0	0	0	25	0	0	17	4	46
32	0	1	0	43	1	0	29	10	84
31	0	1	0	49	2	1	33	23	109
30	0	4	2	81	1	0	78	20	186
29	0	5	3	104	3	0	76	26	217
28	0	2	1	89	6	0	93	39	230
27	1	14	4	122	12	1	103	47	304
26	5	9	10	126	12	0	145	45	352
25	3	9	13	102	13	2	156	77	375
24	13	12	13	101	14	0	181	91	425
23	11	22	35	103	23	10	173	97	474
22	11	22	52	131	20	12	207	115	570
21	19	36	58	164	25	17	235	121	675
20	32	44	64	134	24	23	201	145	667
19	42	52	103	128	27	21	196	139	708
18	60	63	147	113	24	31	174	182	794
17	67	44	175	59	28	43	90	152	658
16	78	31	158	47	18	49	42	131	554
15	23	1	78	7	3	22	6	51	191
14	17	0	53	5	2	30	3	26	136
13	12	0	20	1	0	26	0	6	65
12	3	2	11	2	0	10	0	4	32
11	1	0	4	0	0	2	0	1	8
10	1	0	0	0	0	0	0	0	1
Total	399	374	1,004	1,759	258	300	2,242	1,553	7,889
Mean Score	17.9	20.2	18.0	23.8	21.1	17.1	22.9	20.8	21.4

**ON-CAMPUS HEADCOUNT ENROLLMENT
BY STUDENTS' ORIGIN
FALL 2002-03**

Institution	Number of Students from Adjacent Counties	Number of Students from In-State	Number of Students from Other States	Number of Students from Foreign Countries	Total On-Campus Enrollment	Percent of In-State Students to Total On-Campus Enrollment	Percent of In-State Students From Adjacent Counties
Alcorn State University	1,086	2,702	399	49	3,150	85.8	40.2
Delta State University	2,124	3,490	293	42	3,825	91.2	60.9
Jackson State University	4,183	6,217	1,392	174	7,783	79.9	67.3
Mississippi State University	2,743	11,769	3,342	741	15,852	74.2	23.3
Mississippi University for Women	1,209	1,795	245	29	2,069	86.8	67.4
Mississippi Valley State University	1,636	2,877	168	14	3,059	94.1	56.9
University of Mississippi	2,353	8,192	3,714	417	12,323	66.5	28.7
University of Southern Mississippi	4,082	11,420	1,774	299	13,493	84.6	35.7
Total	19,416	48,462	11,327	1,765	61,554	78.7	40.1



**ON-CAMPUS HEADCOUNT ENROLLMENT
BY OUT-OF-STATE STUDENTS' RESIDENCE
FALL 2002-03**

	ASU	DSU	JSU	MSU	MUW	MVSU	UM	USM	Total
Total Enrollment	3,150	3,825	7,783	15,852	2,069	3,059	12,323	13,493	61,554
Total Nonresident	448	335	1,566	4,083	274	182	4,131	2,073	13,092
Nonresident Percent of Total Enrollment	14.2%	8.8%	20.1%	25.8%	13.2%	5.9%	33.5%	15.4%	21.3%
Nonresidents from SREB States									
Alabama	26	18	88	690	159	14	422	380	1,797
Arkansas	7	50	54	130	3	14	178	21	457
Delaware	1	0	2	3	0	0	2	3	11
Florida	16	20	32	172	6	9	129	107	491
Georgia	11	5	85	158	4	9	371	83	726
Kentucky	0	2	1	56	1	1	104	14	179
Louisiana	78	35	167	196	10	23	328	606	1,443
Maryland	0	1	12	33	1	2	20	11	80
North Carolina	1	2	6	33	1	0	52	16	111
Oklahoma	1	0	15	14	1	0	27	11	69
South Carolina	5	0	5	43	0	0	42	16	111
Tennessee	28	93	121	769	35	25	1,050	72	2,193
Texas	67	29	80	161	8	17	458	83	903
Virginia	0	1	6	78	2	1	80	19	187
West Virginia	0	0	2	13	0	0	3	6	24
Total SREB States	241	256	676	2,549	231	115	3,266	1,448	8,782
From Other U.S. States	158	37	716	793	14	53	448	326	2,545
From Foreign Countries	49	42	174	741	29	14	417	299	1,765
Foreign Countries Represented (Total represents unique countries)	14	19	42	64	17	5	59	68	114

**ON-CAMPUS HEADCOUNT ENROLLMENT
BY COUNTIES FOR RESIDENTS OF MISSISSIPPI
FALL 2002-03**

	ASU	DSU	JSU	MSU	MUW	MVSU	UM	USM	Total
Adams	503	16	67	93	5	2	79	194	959
Alcorn	0	5	2	162	10	4	96	29	308
Amite	36	4	25	22	1	3	20	60	171
Attala	10	14	33	188	12	17	84	21	379
Benton	1	5	3	10	1	0	22	1	43
Bolivar	34	1,074	103	119	9	238	60	63	1,700
Calhoun	2	11	5	67	4	2	87	4	182
Carroll	2	39	13	70	2	29	75	10	240
Chickasaw	1	7	9	139	34	7	46	9	252
Choctaw	1	5	7	143	16	2	30	4	208
Claiborne	388	3	28	34	4	2	14	14	487
Clarke	3	3	6	41	5	1	18	83	160
Clay	5	7	15	218	107	10	34	23	419
Coahoma	29	223	73	116	5	111	147	17	721
Copiah	44	5	139	62	2	6	40	130	428
Covington	9	1	19	31	1	1	11	156	229
DeSoto	6	112	11	274	16	8	481	44	952
Forrest	23	5	49	142	6	3	102	1,895	2,225
Franklin	71	0	11	19	1	0	19	32	153
George	0	2	2	45	5	0	22	94	170
Greene	0	0	8	16	0	1	3	48	76
Grenada	4	101	24	100	4	40	120	35	428
Hancock	1	0	11	71	6	0	45	277	411
Harrison	25	26	57	372	18	14	243	886	1,641
Hinds	200	76	3,077	951	37	34	688	802	5,865
Holmes	41	15	157	98	4	156	37	20	528
Humphreys	20	57	40	22	2	138	18	14	311
Issaquena	0	5	2	8	0	4	1	3	23

**ON-CAMPUS HEADCOUNT ENROLLMENT
BY COUNTIES FOR RESIDENTS OF MISSISSIPPI
FALL 2002-03 (CONTINUED)**

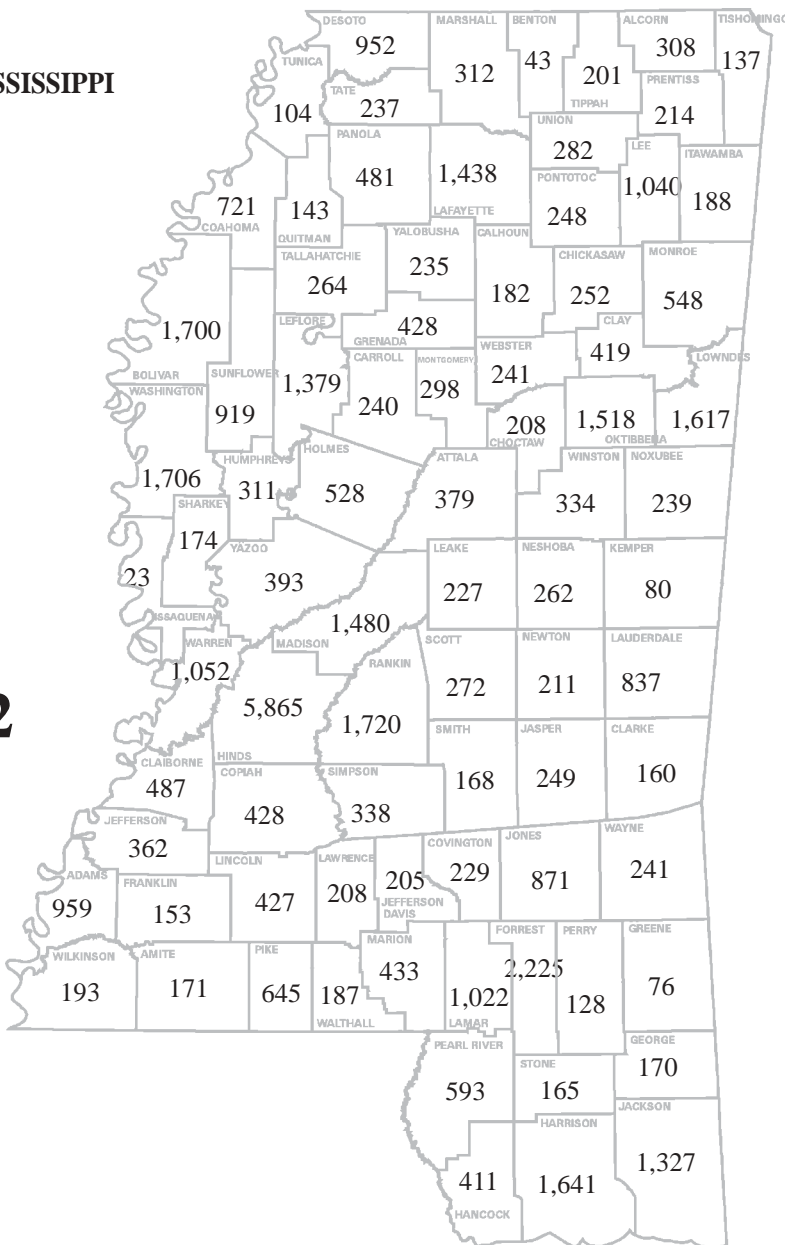
	ASU	DSU	JSU	MSU	MUW	MVSU	UM	USM	Total
Itawamba	0	6	1	87	25	0	65	4	188
Jackson	38	10	51	336	28	4	217	643	1,327
Jasper	21	2	40	38	1	7	25	115	249
Jefferson	273	6	16	28	1	0	4	34	362
Jefferson Davis	19	3	36	27	1	4	11	104	205
Jones	23	17	44	161	4	6	84	532	871
Kemper	2	1	7	33	3	2	6	26	80
Lafayette	5	15	8	59	6	5	1,319	21	1,438
Lamar	2	4	5	92	5	0	40	874	1,022
Lauderdale	24	9	50	352	5	3	119	275	837
Lawrence	13	2	31	26	0	3	19	114	208
Leake	9	4	57	82	2	15	27	31	227
Lee	7	29	13	492	56	9	374	60	1,040
Leflore	22	131	92	143	2	831	108	50	1,379
Lincoln	45	5	63	73	1	2	45	193	427
Lowndes	19	15	20	589	784	11	118	61	1,617
Madison	27	42	332	477	11	8	305	278	1,480
Marion	32	1	42	28	0	1	48	281	433
Marshall	3	18	18	94	7	5	152	15	312
Monroe	2	16	8	233	140	2	131	16	548
Montgomery	3	21	19	121	4	22	94	14	298
Neshoba	4	8	8	124	14	1	50	53	262
Newton	3	0	12	91	6	4	29	66	211
Noxubee	9	1	15	130	58	2	8	16	239
Oktibbeha	9	7	14	1,278	120	11	46	33	1,518
Panola	17	55	22	91	3	15	263	15	481
Pearl River	4	8	13	96	12	0	41	419	593
Perry	2	1	1	13	1	0	12	98	128

**ON-CAMPUS HEADCOUNT ENROLLMENT
BY COUNTIES FOR RESIDENTS OF MISSISSIPPI
FALL 2002-03 (CONTINUED)**

	ASU	DSU	JSU	MSU	MUW	MVSU	UM	USM	Total
Pike	95	9	102	81	5	7	54	292	645
Pontotoc	2	13	2	78	6	2	136	9	248
Prentiss	1	1	5	102	13	0	85	7	214
Quitman	4	35	17	25	0	28	30	4	143
Rankin	16	59	252	599	23	5	306	460	1,720
Scott	12	5	82	67	2	1	36	67	272
Sharkey	12	34	33	27	0	44	6	18	174
Simpson	6	5	85	58	0	2	20	162	338
Smith	5	5	6	43	3	1	10	95	168
Stone	0	1	10	27	3	1	15	108	165
Sunflower	24	288	60	100	5	355	43	44	919
Tallahatchie	5	59	16	34	4	87	56	3	264
Tate	0	28	3	72	6	4	114	10	237
Tippah	0	5	1	91	6	0	93	5	201
Tishomingo	0	2	1	79	8	0	42	5	137
Tunica	4	18	10	15	2	18	32	5	104
Union	2	11	2	82	5	0	154	26	282
Walthall	17	0	31	31	3	1	20	84	187
Warren	181	42	166	313	7	8	113	222	1,052
Washington	83	539	122	223	26	476	133	104	1,706
Wayne	16	2	15	30	12	1	8	157	241
Webster	0	3	4	171	11	2	49	1	241
Wilkinson	85	1	24	19	3	3	20	38	193
Winston	15	5	24	214	20	2	34	20	334
Yalobusha	2	30	6	42	2	8	128	17	235
Yazoo	19	32	104	119	3	15	53	48	393
Total	2,702	3,490	6,217	11,769	1,795	2,877	8,192	11,420	48,462

**LOCATION OF ON-CAMPUS STUDENTS
BY COUNTIES FOR RESIDENTS OF MISSISSIPPI
FALL 2002-03**

Total 48,462



ON-CAMPUS TOTAL HEADCOUNT ENROLLMENT

BY PROGRAM CATEGORY

FALL 2002-03

Six-Digit CIP Category	ASU	DSU	JSU	MSU	MUW	MVSU	UM	USM	Total
Accounting - 520301	57	145	308	366	71	65	450	275	1,737
Administrative Assistant/Secretarial Science, General - 520401	12	0	0	0	0	0	0	0	12
Adult and Continuing Education Administration - 130403	0	0	0	0	0	0	0	4	4
Advertising - 090201	0	0	0	0	0	0	0	46	46
Aerospace, Aeronautical and Astronautical Engineering - 140201	0	0	0	147	0	0	0	0	147
Agricultural Business and Management, General - 010101	49	0	0	16	0	0	0	0	65
Agricultural Business/Agribusiness Operations - 010102	0	0	0	46	0	0	0	0	46
Agricultural Economics - 010103	36	0	0	32	0	0	0	0	68
Agricultural Teacher Education (Vocational) - 131301	1	0	0	56	0	0	0	0	57
Agriculture/Agricultural Sciences, General - 020101	51	0	0	22	0	0	0	0	73
Agronomy and Crop Science - 020402	9	0	0	131	0	0	0	0	140
Aircraft Pilot and Navigator (Professional) - 490102	0	101	0	0	0	0	0	0	101
American Studies/Civilization - 050102	0	0	0	0	0	0	0	9	9
Animal Sciences, General - 020201	21	0	0	206	0	0	0	0	227
Anthropology - 450201	0	0	0	30	0	0	49	52	131
Applied Mathematics, General - 270301	0	0	0	7	0	0	0	0	7
Architectural Engineering Technology/Technician - 150101	0	0	0	0	0	0	0	296	296
Architecture - 040201	0	0	0	251	0	0	0	0	251
Area Studies, Other - 050199	0	0	0	0	0	0	33	0	33
Art History, Criticism and Conservation - 500703	0	0	0	0	0	0	17	0	17
Art Teacher Education - 131302	0	0	0	0	15	0	3	8	26
Athletic Training and Sports Medicine - 310503	0	9	0	0	0	0	0	12	21
Atmospheric Sciences and Meteorology - 400401	0	0	26	0	0	0	0	0	26
Aviation Management - 490104	0	33	0	0	0	0	0	0	33
Aviation and Airway Science - 490101	0	23	0	0	0	0	0	0	23
Biochemistry - 260202	0	0	0	95	0	0	0	0	95
Bioengineering and Biomedical Engineering - 140501	0	0	0	189	0	0	0	0	189
Biological Sciences/Life Sciences, Other - 269999	0	0	0	0	0	0	327	0	327

**ON-CAMPUS TOTAL HEADCOUNT ENROLLMENT
BY PROGRAM CATEGORY
FALL 2002-03 (CONTINUED)**

Six-Digit CIP Category	ASU	DSU	JSU	MSU	MUW	MVSU	UM	USM	Total
Biological and Physical Sciences - 300101	0	31	0	13	0	0	0	0	44
Biology, General - 260101	279	156	686	615	59	168	335	744	3,042
Broadcast Journalism - 090402	0	0	0	0	4	0	0	0	4
Business Administration and Management, General - 520201	266	213	772	1,084	185	254	359	432	3,565
Business Marketing and Marketing Management - 521401	0	64	150	575	0	0	459	253	1,501
Business Teacher Education (Vocational) - 131303	0	32	31	52	0	0	0	50	165
Business, General - 520101	0	170	0	9	0	0	1,027	0	1,206
Business/Managerial Economics - 520601	0	0	13	27	0	0	40	62	142
Chemical Engineering - 140701	0	0	0	259	0	0	64	0	323
Chemistry, General - 400501	25	57	59	88	10	11	203	114	567
Chemistry, Other - 400599	0	0	0	0	0	0	0	152	152
City/Urban, Community and Regional Planning - 040301	0	0	24	0	0	0	0	16	40
Civil Engineering, General - 140801	0	0	49	228	0	0	92	0	369
Classics and Classical Languages and Literatures - 161201	0	0	0	0	0	0	11	0	11
Clinical Psychology - 420201	0	0	30	0	0	0	0	0	30
Clinical and Medical Social Work - 511503	0	0	0	0	0	0	0	19	19
Clothing/Apparel and Textile Studies - 190901	0	0	0	0	1	0	0	90	91
College/Postsecondary Student Counseling and Personnel Services - 131102	0	0	0	20	0	0	0	0	20
Communication Disorders, General - 510201	0	0	23	0	0	0	0	0	23
Communications, General - 090101	0	0	0	448	68	0	0	105	621
Communications, Other - 099999	0	0	0	0	0	0	91	62	153
Community Organization, Resources and Services - 440201	0	19	0	0	0	0	0	0	19
Community and Junior College Administration - 130407	0	0	0	38	0	0	0	0	38
Computer Engineering - 140901	0	0	128	318	0	0	0	0	446
Computer Engineering Technology/Technician - 150301	0	0	0	0	0	0	0	83	83
Computer and Information Sciences, General - 110101	21	0	442	343	0	200	154	262	1,422
Computer and Information Sciences, Other - 119999	90	0	0	0	0	0	0	19	109

**ON-CAMPUS TOTAL HEADCOUNT ENROLLMENT
BY PROGRAM CATEGORY
FALL 2002-03 (CONTINUED)**

Six-Digit CIP Category	ASU	DSU	JSU	MSU	MUW	MVSU	UM	USM	Total
Counseling Psychology - 420601	0	0	0	0	0	0	0	45	45
Counselor Education Counseling and Guidance Services - 131101	0	61	169	122	0	0	35	48	435
Court Reporter - 520405	0	0	0	0	0	0	39	0	39
Criminal Justice Studies - 430104	44	105	300	0	0	148	0	321	918
Criminal Justice/Law Enforcement Administration - 430103	0	0	0	0	0	63	141	0	204
Culinary Arts and Related Services, Other - 120599	0	0	0	0	57	0	0	0	57
Curriculum and Instruction - 130301	0	0	0	0	13	0	115	24	152
Dance - 500301	0	0	0	0	0	0	0	59	59
Data Processing Technology/Technician - 110301	0	0	0	0	0	0	0	249	249
Development Economics and International Development - 450604	0	0	0	0	0	0	0	24	24
Dietetics/Human Nutritional Services - 190503	0	0	0	0	0	0	0	54	54
Drama/Theater Arts, General - 500501	0	0	0	0	0	0	110	123	233
Economics, General - 450601	0	0	0	11	0	0	9	0	20
Education Administration and Supervision, General - 130401	0	44	147	10	0	0	27	47	275
Education of the Deaf and Hearing Impaired - 131003	0	0	0	0	0	0	0	48	48
Education of the Gifted and Talented - 131004	0	0	0	0	16	0	0	0	16
Education, General - 130101	0	46	0	242	0	0	91	204	583
Education, Other - 139999	0	0	179	0	0	0	0	10	189
Educational Psychology - 130802	51	0	0	219	0	0	34	0	304
Educational/Instructional Media Design - 130501	0	0	21	0	0	0	0	22	43
Electrical, Electronic and Communications Eng. Tech./Technician - 150303	0	0	0	0	0	0	0	74	74
Electrical, Electronics and Communication Engineering - 141001	0	0	4	373	0	0	98	0	475
Elementary Teacher Education - 131202	358	384	599	641	266	582	399	673	3,902
Elementary, Middle and Secondary Education Administration - 130405	0	0	0	1	0	0	0	0	1
Engineering Mechanics - 141101	0	0	0	1	0	0	0	0	1
Engineering Science - 141301	0	0	0	0	0	0	202	0	202
Engineering, General - 140101	0	0	0	56	0	0	29	0	85

**ON-CAMPUS TOTAL HEADCOUNT ENROLLMENT
BY PROGRAM CATEGORY
FALL 2002-03 (CONTINUED)**

Six-Digit CIP Category	ASU	DSU	JSU	MSU	MUW	MVSU	UM	USM	Total
Engineering, Other - 149999	0	0	0	49	0	0	0	0	49
Engineering-Related Technology/Technician, General - 151101	0	0	0	0	0	0	0	60	60
English Language and Literature, General - 230101	43	41	196	129	66	27	377	337	1,216
English Teacher Education - 131305	0	38	0	0	0	21	48	0	107
Entomology - 260702	0	0	0	16	0	0	0	0	16
Environmental Health - 512202	0	0	0	0	0	44	0	0	44
Environmental Science/Studies - 030102	0	0	43	0	0	0	0	0	43
Environmental and Pollution Control Technology/Technician - 150507	0	0	14	0	0	0	0	0	14
Exercise Sciences/Physiology and Movement Studies - 310505	0	0	0	0	0	0	183	0	183
Family Life and Relations Studies - 190704	0	0	0	0	80	0	0	135	215
Family/Consumer Resource Management, Other - 190499	0	0	0	0	0	0	0	8	8
Fashion Merchandising - 080102	0	16	0	0	0	0	0	0	16
Finance, General - 520801	0	32	101	175	0	0	282	137	727
Fine Arts and Art Studies, Other - 500799	0	0	0	17	0	0	0	0	17
Fine/Studio Arts - 500702	0	0	0	0	0	0	0	3	3
Food Sciences and Technology - 020301	0	0	0	48	0	0	0	0	48
Food Systems Administration - 190505	0	0	0	0	0	0	0	12	12
Foods and Nutrition Studies, General - 190501	8	0	0	0	0	0	0	12	20
Foreign Languages Teacher Education - 131306	0	0	0	0	0	0	4	63	67
Foreign Languages and Literatures, General - 160101	0	3	10	31	0	0	0	72	116
Forensic Technology/Technician - 430106	0	0	0	0	0	0	85	0	85
Forest Harvesting and Production Technology/Technician - 030401	0	0	0	32	0	0	0	0	32
Forestry, General - 030501	0	0	0	157	0	0	0	0	157
French Language and Literature - 160901	0	0	0	0	0	0	12	0	12
Genetics, Plant and Animal - 260613	0	0	0	4	0	0	0	0	4
Geography - 450701	0	0	0	0	0	0	0	40	40
Geological Engineering - 141501	0	0	0	0	0	0	56	0	56
Geology - 400601	0	0	0	811	0	0	7	39	857

**ON-CAMPUS TOTAL HEADCOUNT ENROLLMENT
BY PROGRAM CATEGORY
FALL 2002-03 (CONTINUED)**

Six-Digit CIP Category	ASU	DSU	JSU	MSU	MUW	MVSU	UM	USM	Total
German Language and Literature - 160501	0	0	0	0	0	0	6	0	6
Health Professions and Related Sciences, Other - 519999	31	0	0	0	0	0	0	0	31
Health System/Health Services Administration - 510701	0	0	137	0	0	0	0	0	137
Health Teacher Education - 131307	0	0	0	0	9	0	0	0	9
Health and Physical Education, General - 310501	0	0	0	0	63	0	0	333	396
Health and Physical Education/Fitness, Other - 310599	0	0	0	0	0	0	13	0	13
Higher Education Administration - 130406	0	0	0	0	0	0	39	46	85
History, General - 450801	19	23	75	147	24	22	197	285	792
Home Economics, General - 190101	17	86	0	337	0	0	308	16	764
Horticulture Science - 020403	0	0	0	55	0	0	0	0	55
Hotel/Motel and Restaurant Management - 520902	0	0	0	0	0	0	0	125	125
Human Resources Management - 521001	0	0	0	0	0	0	0	159	159
Industrial Production Technologies/Technicians, Other - 150699	0	0	0	67	0	0	0	0	67
Industrial/Manufacturing Engineering - 141701	0	0	0	167	0	0	0	0	167
Industrial/Manufacturing Technology/Technician - 150603	150	0	236	73	0	57	0	76	592
Insurance and Risk Management - 520805	0	34	0	36	0	0	51	0	121
Interior Architecture - 040501	0	0	0	0	0	0	0	98	98
International Business - 521101	0	0	0	0	0	0	118	64	182
International Relations and Affairs - 450901	0	0	0	0	0	0	126	26	152
Journalism - 090401	0	14	0	0	2	0	371	188	575
Landscape Architecture - 040601	0	0	0	144	0	0	0	0	144
Landscaping Operations and Management - 010605	0	0	0	72	0	0	0	0	72
Law (LL.B., J.D.) - 220101	0	0	0	0	0	0	528	0	528
Liberal Arts and Sciences/Liberal Studies - 240101	140	0	0	1,234	0	0	22	0	1,396
Library Science/Librarianship - 250101	0	0	0	0	0	0	0	163	163
Linguistics - 160102	0	0	0	0	0	0	5	0	5
Management Information Systems and Business Data Processing, General - 521201	0	198	0	363	0	0	171	260	992

**ON-CAMPUS TOTAL HEADCOUNT ENROLLMENT
BY PROGRAM CATEGORY
FALL 2002-03 (CONTINUED)**

Six-Digit CIP Category	ASU	DSU	JSU	MSU	MUW	MVSU	UM	USM	Total
Marine/Aquatic Biology - 260607	0	0	0	0	0	0	0	93	93
Mass Communications - 090403	77	0	263	0	0	0	0	0	340
Mathematical Statistics - 270501	0	0	0	19	0	0	0	0	19
Mathematics - 270101	15	23	37	59	25	13	79	93	344
Mathematics Teacher Education - 131311	0	14	18	0	0	15	25	0	72
Mechanical Engineering - 141901	0	0	0	428	0	0	89	0	517
Medical Pharmacology and Pharmaceutical Sciences - 512003	0	0	0	0	0	0	261	0	261
Medical Technology - 511005	5	0	0	34	0	0	10	81	130
Medicinal/Pharmaceutical Chemistry - 400505	0	0	0	0	0	0	16	0	16
Microbiology/Bacteriology - 260501	0	0	0	105	16	0	0	0	121
Molecular Biology - 260402	0	0	0	9	0	0	0	0	9
Multi/Interdisciplinary Studies, Other - 309999	0	0	0	78	0	0	0	0	78
Museology/Museum Studies - 301401	0	0	0	0	0	0	0	4	4
Music - General Performance - 500903	36	3	14	0	0	0	0	21	74
Music Teacher Education - 131312	27	47	89	69	9	21	0	130	392
Music Therapy - 512305	0	0	0	0	5	0	0	0	5
Music, General - 500901	0	17	0	0	9	23	151	225	425
Nursing (R.N. Training) - 511601	133	120	0	0	395	0	0	646	1,294
Nursing Administration (Post-R.N.) - 511602	0	0	0	0	0	0	0	105	105
Nursing Science (Post-R.N.) - 511608	0	0	0	0	0	0	0	12	12
Nursing, Other - 511699	50	8	0	0	0	0	0	0	58
Nutritional Sciences - 260609	0	0	0	21	0	0	0	19	40
Oceanography - 400702	0	0	0	0	0	0	0	46	46
Office Supervision and Management - 520204	0	28	8	0	0	44	0	0	80
Operations Management and Supervision - 520205	0	0	0	98	0	0	0	0	98
Paralegal/Legal Assistant - 220103	0	0	0	0	42	0	12	66	120
Parks, Recreation and Leisure Facilities Management - 310301	0	0	0	0	0	0	66	0	66
Parks, Recreation and Leisure Studies - 310101	20	0	0	0	0	0	26	85	131

**ON-CAMPUS TOTAL HEADCOUNT ENROLLMENT
BY PROGRAM CATEGORY
FALL 2002-03 (CONTINUED)**

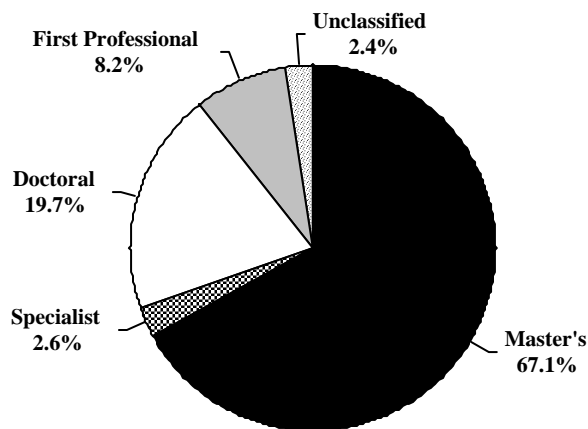
Six-Digit CIP Category	ASU	DSU	JSU	MSU	MUW	MVSU	UM	USM	Total
Pharmacy (B. Pharm., Pharm.D.) - 512001	0	0	0	0	0	0	133	0	133
Pharmacy Administration and Pharmaceutics - 512002	0	0	0	0	0	0	15	0	15
Philosophy - 380101	0	0	0	19	0	0	24	31	74
Physical Education Teaching and Coaching - 131314	79	203	229	525	0	144	0	375	1,555
Physical Sciences, General - 400101	0	0	0	0	10	0	0	0	10
Physical Therapy - 512308	55	0	0	0	0	0	0	0	55
Physics, General - 400801	0	0	13	35	0	0	34	21	103
Physiology, Human and Animal - 260706	0	0	0	17	0	0	0	0	17
Plant Pathology - 260305	0	0	0	7	0	0	0	0	7
Plant Protection (Pest Management) - 020408	0	0	0	48	0	0	0	0	48
Political Science, General - 451001	41	23	158	223	15	39	359	195	1,053
Poultry Science - 020209	0	0	0	32	0	0	0	0	32
Pre-Elementary/Early Childhood/Kindergarten Teacher Education - 131204	0	0	27	0	0	48	0	0	75
Psychology, General - 420101	0	90	257	368	82	0	464	547	1,808
Public Administration - 440401	0	0	67	72	0	29	0	0	168
Public Health, General - 512201	0	0	54	0	0	0	0	117	171
Public Relations and Organizational Communications - 090501	0	0	0	0	0	45	0	13	58
Radio and Television Broadcasting - 090701	0	0	0	0	0	0	16	219	235
Reading Teacher Education - 131315	0	0	4	0	11	0	0	0	15
Real Estate - 521501	0	0	0	51	0	0	62	0	113
Science Teacher Education, General - 131316	0	0	6	0	0	0	17	25	48
Secondary Teacher Education - 131205	198	0	10	328	27	0	0	0	563
Social Science Teacher Education - 131317	0	70	31	0	0	25	0	0	126
Social Sciences, General - 450101	0	32	0	0	13	0	0	0	45
Social Studies Teacher Education - 131318	0	0	0	0	0	0	67	0	67
Social Work - 440701	0	87	440	100	0	211	121	310	1,269
Sociology - 451101	73	0	74	167	0	42	59	38	453

**ON-CAMPUS TOTAL HEADCOUNT ENROLLMENT
BY PROGRAM CATEGORY
FALL 2002-03 (CONTINUED)**

Six-Digit CIP Category	ASU	DSU	JSU	MSU	MUW	MVSU	UM	USM	Total
Spanish Language and Literature - 160905	0	0	0	0	3	0	21	0	24
Special Education, General - 131001	15	41	101	84	0	9	45	131	426
Special Education, Other - 131099	0	0	0	0	0	0	0	10	10
Speech and Rhetorical Studies - 231001	0	0	69	0	0	10	0	0	79
Speech-Language Pathology - 510203	0	0	0	0	61	0	0	0	61
Speech-Language Pathology and Audiology - 510204	0	54	0	0	0	0	85	182	321
Sport and Fitness Administration/Management - 310504	0	0	0	0	0	0	0	56	56
Systems Science and Theory - 300601	0	0	0	9	0	0	0	0	9
Taxation - 521601	0	0	0	31	0	0	14	0	45
Teacher Education, Multiple Levels - 131206	21	0	29	0	0	132	0	0	182
Teacher Education, Specific Academic and Vocational Programs, Other - 131399	0	28	0	95	0	7	0	0	130
Technical Teacher Education (Vocational) - 131319	0	0	0	42	0	0	0	0	42
Technology Teacher Education/Industrial Arts Teacher Education - 131309	19	0	17	0	0	0	0	19	55
Toxicology - 260612	0	0	0	4	0	0	0	0	4
Unclassified - 000000	508	588	634	433	254	512	1,742	1,425	6,096
Urban Affairs/Studies - 451201	0	0	26	0	0	0	0	0	26
Veterinary Clinical Sciences (M.S., Ph.D.) - 512501	0	0	0	27	0	0	0	0	27
Veterinary Medicine (D.V.M.) - 512401	0	0	0	208	0	0	0	0	208
Visual and Performing Arts - 500101	0	171	85	245	83	28	247	206	1,065
Vocational Rehabilitation Counseling - 512310	0	0	51	0	0	0	0	0	51
Wildlife and Wildlands Management - 030601	0	0	0	184	0	0	0	0	184
Wood Science and Pulp/Paper Technology - 030509	0	0	0	27	0	0	0	0	27
Writing - 360118	0	0	0	0	0	0	11	0	11
Total	3,150	3,825	7,783	15,852	2,069	3,059	12,323	13,493	61,554

ON-CAMPUS GRADUATE HEADCOUNT ENROLLMENT BY ACADEMIC PROGRAM LEVELS AND BY FULL-TIME AND PART-TIME FALL 2002-03

Institution	Master's Program			Specialist Program			Doctoral Program			First Professional			Unclassified			Total All Programs
	Full Time	Part Time	Total	Full Time	Part Time	Total	Full Time	Part Time	Total	Full Time	Part Time	Total	Full Time	Part Time	Total	
ASU	159	457	616	0	12	12	0	0	0	0	0	0	0	0	0	628
DSU	193	338	531	2	29	31	7	38	45	0	0	0	0	0	0	607
JSU	493	602	1,095	28	95	123	114	128	242	0	0	0	1	7	8	1,468
MSU	1,040	986	2,026	26	25	51	337	357	694	205	3	208	0	0	0	2,979
MUW	61	82	143	0	0	0	0	0	0	0	0	0	0	0	0	143
MVSU	27	252	279	0	0	0	0	0	0	0	0	0	0	0	0	279
UM	633	203	836	4	21	25	395	149	544	661	0	661	28	86	114	2,180
USM	942	654	1,596	7	30	37	266	300	566	0	0	0	16	120	136	2,335
Total	3,548	3,574	7,122	67	212	279	1,119	972	2,091	866	3	869	45	213	258	10,619



ON-CAMPUS GRADUATE HEADCOUNT ENROLLMENT

BY PROGRAM CATEGORY

FALL 2002-03

Six-Digit CIP Category	ASU	DSU	JSU	MSU	MUW	MVSU	UM	USM	Total
Accounting - 520301	0	1	20	21	0	0	68	17	127
Adult and Continuing Education Administration - 130403	0	0	0	0	0	0	0	4	4
Aerospace, Aeronautical and Astronautical Engineering - 140201	0	0	0	14	0	0	0	0	14
Agricultural Business and Management, General - 010101	0	0	0	16	0	0	0	0	16
Agricultural Economics - 010103	0	0	0	1	0	0	0	0	1
Agricultural Teacher Education (Vocational) - 131301	0	0	0	28	0	0	0	0	28
Agriculture/Agricultural Sciences, General - 020101	34	0	0	0	0	0	0	0	34
Agronomy and Crop Science - 020402	0	0	0	22	0	0	0	0	22
Anthropology - 450201	0	0	0	11	0	0	19	18	48
Applied Mathematics, General - 270301	0	0	0	7	0	0	0	0	7
Architecture - 040201	0	0	0	18	0	0	0	0	18
Area Studies, Other - 050199	0	0	0	0	0	0	16	0	16
Art History, Criticism and Conservation - 500703	0	0	0	0	0	0	3	0	3
Art Teacher Education - 131302	0	0	0	0	0	0	3	8	11
Aviation Management - 490104	0	33	0	0	0	0	0	0	33
Biochemistry - 260202	0	0	0	1	0	0	0	0	1
Bioengineering and Biomedical Engineering - 140501	0	0	0	15	0	0	0	0	15
Biological and Physical Sciences - 300101	0	22	0	0	0	0	0	0	22
Biology, General - 260101	21	0	28	31	0	1	30	57	168
Business Administration and Management, General - 520201	90	122	78	158	0	0	173	90	711
Business Marketing and Marketing Management - 521401	0	0	0	0	0	0	2	0	2
Business, General - 520101	0	0	0	9	0	0	0	0	9
Business/Managerial Economics - 520601	0	0	0	9	0	0	24	20	53
Chemical Engineering - 140701	0	0	0	35	0	0	0	0	35
Chemistry, General - 400501	0	0	13	30	0	0	30	21	94
Chemistry, Other - 400599	0	0	0	0	0	0	0	79	79
City/Urban, Community and Regional Planning - 040301	0	0	24	0	0	0	0	0	24
Civil Engineering, General - 140801	0	0	0	10	0	0	0	0	10

ON-CAMPUS GRADUATE HEADCOUNT ENROLLMENT
BY PROGRAM CATEGORY
FALL 2002-03 (CONTINUED)

Six-Digit CIP Category	ASU	DSU	JSU	MSU	MUW	MVSU	UM	USM	Total
Classics and Classical Languages and Literatures - 161201	0	0	0	0	0	0	2	0	2
Clinical Psychology - 420201	0	0	30	0	0	0	0	0	30
Clinical and Medical Social Work - 511503	0	0	0	0	0	0	0	19	19
College/Postsecondary Student Counseling and Personnel Services - 131102	0	0	0	20	0	0	0	0	20
Communication Disorders, General - 510201	0	0	23	0	0	0	0	0	23
Communications, General - 090101	0	0	0	0	0	0	0	82	82
Community Organization, Resources and Services - 440201	0	19	0	0	0	0	0	0	19
Community and Junior College Administration - 130407	0	0	0	38	0	0	0	0	38
Computer Engineering - 140901	0	0	0	46	0	0	0	0	46
Computer and Information Sciences, General - 110101	21	0	89	122	0	2	0	22	256
Computer and Information Sciences, Other - 119999	2	0	0	0	0	0	0	19	21
Counseling Psychology - 420601	0	0	0	0	0	0	0	45	45
Counselor Education Counseling and Guidance Services - 131101	0	60	169	122	0	0	35	47	433
Criminal Justice Studies - 430104	0	14	25	0	0	5	0	47	91
Criminal Justice/Law Enforcement Administration - 430103	0	0	0	0	0	58	0	0	58
Curriculum and Instruction - 130301	0	0	0	0	13	0	115	24	152
Development Economics and International Development - 450604	0	0	0	0	0	0	0	24	24
Drama/Theater Arts, General - 500501	0	0	0	0	0	0	7	15	22
Education Administration and Supervision, General - 130401	0	44	147	10	0	0	27	47	275
Education of the Gifted and Talented - 131004	0	0	0	0	16	0	0	0	16
Education, General - 130101	0	45	0	242	0	0	91	204	582
Education, Other - 139999	0	0	0	0	0	0	0	10	10
Educational Psychology - 130802	0	0	0	48	0	0	34	0	82
Educational/Instructional Media Design - 130501	0	0	0	0	0	0	0	22	22
Electrical, Electronics and Communication Engineering - 141001	0	0	0	120	0	0	0	0	120
Elementary Teacher Education - 131202	85	58	45	17	0	27	0	0	232
Elementary, Middle and Secondary Education Administration - 130405	0	0	0	1	0	0	0	0	1

ON-CAMPUS GRADUATE HEADCOUNT ENROLLMENT
BY PROGRAM CATEGORY
FALL 2002-03 (CONTINUED)

Six-Digit CIP Category	ASU	DSU	JSU	MSU	MUW	MVSU	UM	USM	Total
Engineering Mechanics - 141101	0	0	0	1	0	0	0	0	1
Engineering Science - 141301	0	0	0	0	0	0	202	0	202
Engineering, General - 140101	0	0	0	42	0	0	0	0	42
Engineering-Related Technology/Technician, General - 151101	0	0	0	0	0	0	0	60	60
English Language and Literature, General - 230101	1	0	24	25	0	1	65	72	188
English Teacher Education - 131305	0	9	0	0	0	0	0	0	9
Entomology - 260702	0	0	0	16	0	0	0	0	16
Environmental Health - 512202	0	0	0	0	0	25	0	0	25
Environmental Science/Studies - 030102	0	0	43	0	0	0	0	0	43
Environmental and Pollution Control Technology/Technician - 150507	0	0	14	0	0	0	0	0	14
Exercise Sciences/Physiology and Movement Studies - 310505	0	0	0	0	0	0	26	0	26
Family/Consumer Resource Management, Other - 190499	0	0	0	0	0	0	0	8	8
Fine Arts and Art Studies, Other - 500799	0	0	0	17	0	0	0	0	17
Fine/Studio Arts - 500702	0	0	0	0	0	0	0	3	3
Food Sciences and Technology - 020301	0	0	0	30	0	0	0	0	30
Food Systems Administration - 190505	0	0	0	0	0	0	0	12	12
Foods and Nutrition Studies, General - 190501	0	0	0	0	0	0	0	12	12
Foreign Languages Teacher Education - 131306	0	0	0	0	0	0	0	63	63
Foreign Languages and Literatures, General - 160101	0	0	0	15	0	0	0	0	15
Forest Harvesting and Production Technology/Technician - 030401	0	0	0	32	0	0	0	0	32
Forestry, General - 030501	0	0	0	27	0	0	0	0	27
French Language and Literature - 160901	0	0	0	0	0	0	1	0	1
Genetics, Plant and Animal - 260613	0	0	0	4	0	0	0	0	4
Geography - 450701	0	0	0	0	0	0	0	12	12
Geology - 400601	0	0	0	311	0	0	0	12	323
German Language and Literature - 160501	0	0	0	0	0	0	3	0	3
Health Professions and Related Sciences, Other - 519999	1	0	0	0	0	0	0	0	1
Health Teacher Education - 131307	0	0	0	0	9	0	0	0	9

ON-CAMPUS GRADUATE HEADCOUNT ENROLLMENT
BY PROGRAM CATEGORY
FALL 2002-03 (CONTINUED)

Six-Digit CIP Category	ASU	DSU	JSU	MSU	MUW	MVSU	UM	USM	Total
Health and Physical Education/Fitness, Other - 310599	0	0	0	0	0	0	13	0	13
Higher Education Administration - 130406	0	0	0	0	0	0	39	46	85
History, General - 450801	0	0	10	50	0	3	50	56	169
Horticulture Science - 020403	0	0	0	10	0	0	0	0	10
Industrial/Manufacturing Engineering - 141701	0	0	0	30	0	0	0	0	30
Journalism - 090401	0	0	0	0	0	0	25	0	25
Landscape Architecture - 040601	0	0	0	5	0	0	0	0	5
Law (LL.B., J.D.) - 220101	0	0	0	0	0	0	528	0	528
Liberal Arts and Sciences/Liberal Studies - 240101	6	0	0	0	0	0	0	0	6
Library Science/Librarianship - 250101	0	0	0	0	0	0	0	133	133
Management Information Systems and Business									
Data Processing, General - 521201	0	0	0	30	0	0	0	0	30
Marine/Aquatic Biology - 260607	0	0	0	0	0	0	0	29	29
Mass Communications - 090403	0	0	19	0	0	0	0	0	19
Mathematical Statistics - 270501	0	0	0	19	0	0	0	0	19
Mathematics - 270101	0	0	3	18	0	0	28	11	60
Mathematics Teacher Education - 131311	0	0	2	0	0	1	0	0	3
Mechanical Engineering - 141901	0	0	0	24	0	0	0	0	24
Medical Pharmacology and Pharmaceutical Sciences - 512003	0	0	0	0	0	0	45	0	45
Medical Technology - 511005	0	0	0	0	0	0	0	8	8
Medicinal/Pharmaceutical Chemistry - 400505	0	0	0	0	0	0	16	0	16
Molecular Biology - 260402	0	0	0	9	0	0	0	0	9
Multi/Interdisciplinary Studies, Other - 309999	0	0	0	40	0	0	0	0	40
Music - General Performance - 500903	0	0	0	0	0	0	0	21	21
Music Teacher Education - 131312	0	0	10	0	0	0	0	13	23
Music, General - 500901	0	0	0	0	0	0	25	33	58
Nursing (R.N. Training) - 511601	1	1	0	0	40	0	0	0	42
Nursing Administration (Post-R.N.) - 511602	0	0	0	0	0	0	0	105	105

ON-CAMPUS GRADUATE HEADCOUNT ENROLLMENT
BY PROGRAM CATEGORY
FALL 2002-03 (CONTINUED)

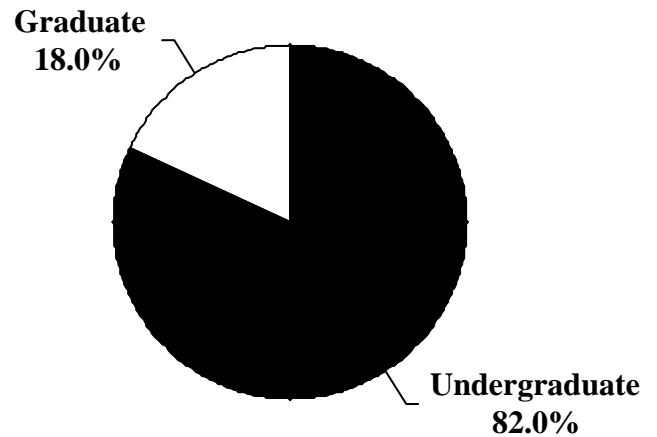
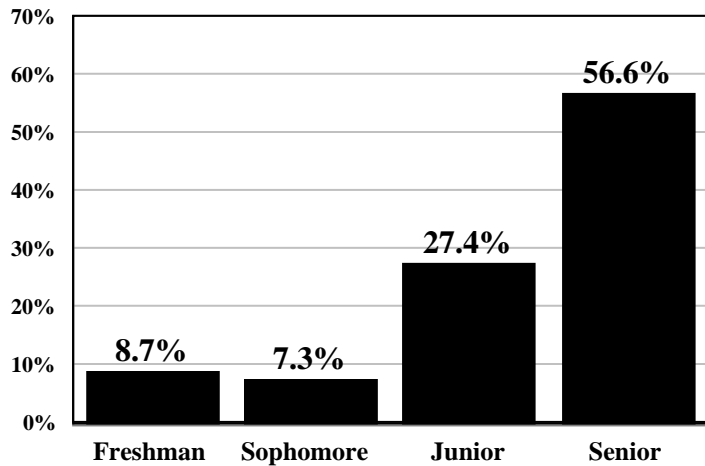
Six-Digit CIP Category	ASU	DSU	JSU	MSU	MUW	MVSU	UM	USM	Total
Nursing Science (Post-R.N.) - 511608	0	0	0	0	0	0	0	12	12
Nursing, Other - 511699	50	7	0	0	0	0	0	0	57
Nutritional Sciences - 260609	0	0	0	21	0	0	0	19	40
Oceanography - 400702	0	0	0	0	0	0	0	46	46
Office Supervision and Management - 520204	0	0	0	0	0	2	0	0	2
Parks, Recreation and Leisure Facilities Management - 310301	0	0	0	0	0	0	3	0	3
Parks, Recreation and Leisure Studies - 310101	2	0	0	0	0	0	0	0	2
Pharmacy (B. Pharm., Pharm.D.) - 512001	0	0	0	0	0	0	133	0	133
Pharmacy Administration and Pharmaceutics - 512002	0	0	0	0	0	0	15	0	15
Philosophy - 380101	0	0	0	0	0	0	8	9	17
Physical Education Teaching and Coaching - 131314	0	32	20	88	0	1	0	41	182
Physics, General - 400801	0	0	0	8	0	0	15	3	26
Physiology, Human and Animal - 260706	0	0	0	17	0	0	0	0	17
Plant Pathology - 260305	0	0	0	7	0	0	0	0	7
Plant Protection (Pest Management) - 020408	0	0	0	22	0	0	0	0	22
Political Science, General - 451001	0	0	17	4	0	1	15	19	56
Poultry Science - 020209	0	0	0	6	0	0	0	0	6
Pre-Elementary/Early Childhood/Kindergarten Teacher Education - 131204	0	0	27	0	0	0	0	0	27
Psychology, General - 420101	0	0	0	32	0	0	69	88	189
Public Administration - 440401	0	0	67	72	0	1	0	0	140
Public Health, General - 512201	0	0	54	0	0	0	0	65	119
Public Relations and Organizational Communications - 090501	0	0	0	0	0	0	0	13	13
Reading Teacher Education - 131315	0	0	4	0	11	0	0	0	15
Science Teacher Education, General - 131316	0	0	6	0	0	0	0	25	31
Secondary Teacher Education - 131205	198	0	10	11	27	0	0	0	246
Social Science Teacher Education - 131317	0	18	0	0	0	0	0	0	18
Social Work - 440701	0	0	112	0	0	3	0	97	212

**ON-CAMPUS GRADUATE HEADCOUNT ENROLLMENT
By PROGRAM CATEGORY
FALL 2002-03 (CONTINUED)**

Six-Digit CIP Category	ASU	DSU	JSU	MSU	MUW	MVSU	UM	USM	Total
Sociology - 451101	1	0	44	52	0	3	8	0	108
Spanish Language and Literature - 160905	0	0	0	0	0	0	3	0	3
Special Education, General - 131001	0	20	23	29	0	9	0	28	109
Special Education, Other - 131099	0	0	0	0	0	0	0	10	10
Speech and Rhetorical Studies - 231001	0	0	0	0	0	1	0	0	1
Speech-Language Pathology - 510203	0	0	0	0	26	0	0	0	26
Speech-Language Pathology and Audiology - 510204	0	0	0	0	0	0	19	41	60
Sport and Fitness Administration/Management - 310504	0	0	0	0	0	0	0	56	56
Systems Science and Theory - 300601	0	0	0	9	0	0	0	0	9
Taxation - 521601	0	0	0	31	0	0	14	0	45
Teacher Education, Multiple Levels - 131206	21	0	29	0	0	131	0	0	181
Teacher Education, Specific Academic and Vocational Programs, Other - 131399	0	16	0	60	0	0	0	0	76
Technical Teacher Education (Vocational) - 131319	0	0	0	25	0	0	0	0	25
Technology Teacher Education/Industrial Arts Teacher Education - 131309	0	0	14	0	0	0	0	0	14
Toxicology - 260612	0	0	0	4	0	0	0	0	4
Unclassified - 000000	94	86	174	215	1	4	110	113	797
Veterinary Clinical Sciences (M.S., Ph.D.) - 512501	0	0	0	27	0	0	0	0	27
Veterinary Medicine (D.V.M.) - 512401	0	0	0	208	0	0	0	0	208
Visual and Performing Arts - 500101	0	0	0	0	0	0	12	0	12
Vocational Rehabilitation Counseling - 512310	0	0	51	0	0	0	0	0	51
Wildlife and Wildlands Management - 030601	0	0	0	46	0	0	0	0	46
Wood Science and Pulp/Paper Technology - 030509	0	0	0	8	0	0	0	0	8
Writing - 360118	0	0	0	0	0	0	11	0	11
Total	628	607	1,468	2,979	143	279	2,180	2,335	10,619

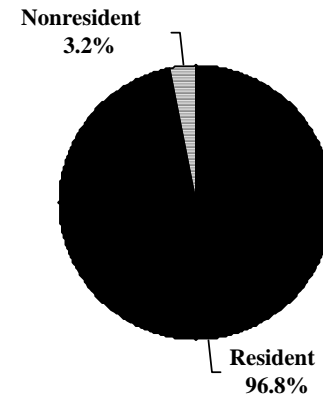
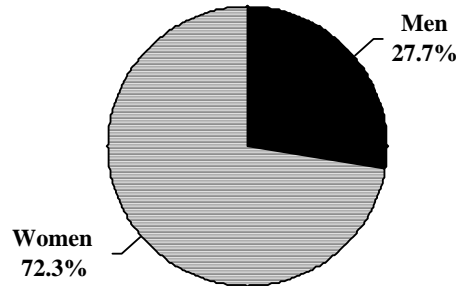
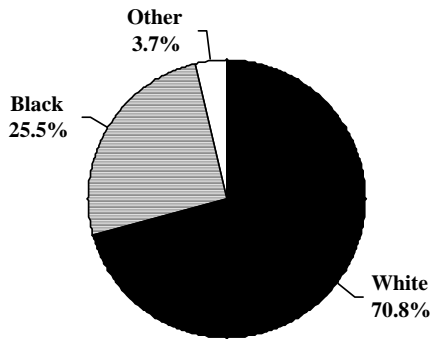
OFF-CAMPUS/DUAL CAMPUS HEADCOUNT ENROLLMENT BY LEVEL FALL 2002-03

Institution	Freshman	Sophomore	Junior	Senior	Undergraduate	Graduate	Total
DSU - Greenville	21	10	6	16	53	24	77
MSU - Meridian	23	13	159	303	498	164	662
MSU - Vicksburg Engineering	1	0	0	0	1	60	61
MSU - Stennis Center	0	0	0	1	1	34	35
MUW - Tupelo	0	4	6	21	31	5	36
MVSU - Greenville	74	24	15	34	147	80	227
MVSU - Greenwood	27	11	11	38	87	128	215
UM - Tupelo	4	11	71	174	260	118	378
UM - Jackson Engineering	0	0	0	0	0	34	34
UM - Southaven	7	14	116	191	328	109	437
USM - Gulf Coast	93	122	398	840	1,453	320	1,773
Total	250	209	782	1,618	2,859	1,076	3,935



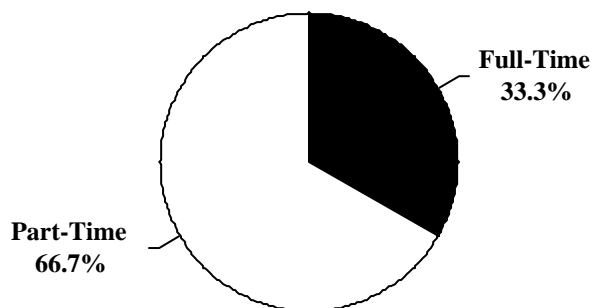
OFF-CAMPUS/DUAL CAMPUS HEADCOUNT ENROLLMENT BY ETHNICITY, BY GENDER, AND BY RESIDENCE FALL 2002-03

Institution	White	Black	Other	Men	Women	Resident	Nonresident	Total
DSU - Greenville	29 37.7%	48 62.3%	0 0.0%	15 19.5%	62 80.5%	77 100.0%	0 0.0%	77
MSU - Meridian	481 72.7%	152 23.0%	29 4.4%	141 21.3%	521 78.7%	649 98.0%	13 2.0%	662
MSU - Vicksburg Engineering	50 82.0%	8 13.1%	3 4.9%	41 67.2%	20 32.8%	60 98.4%	1 1.6%	61
MSU - Stennis Center	24 68.6%	3 8.6%	8 22.9%	30 85.7%	5 14.3%	13 37.1%	22 62.9%	35
MUW - Tupelo	27 75.0%	9 25.0%	0 0.0%	3 8.3%	33 91.7%	33 91.7%	3 8.3%	36
MVSU - Greenville	4 1.8%	220 96.9%	3 1.3%	19 8.4%	208 91.6%	227 100.0%	0 0.0%	227
MVSU - Greenwood	15 7.0%	197 91.6%	3 1.4%	32 14.9%	183 85.1%	212 98.6%	3 1.4%	215
UM - Tupelo	327 86.5%	45 11.9%	6 1.6%	98 25.9%	280 74.1%	371 98.1%	7 1.9%	378
UM - Jackson Engineering	27 79.4%	3 8.8%	4 11.8%	23 67.6%	11 32.4%	33 97.1%	1 2.9%	34
UM - Southaven	356 81.5%	66 15.1%	15 3.4%	95 21.7%	342 78.3%	410 93.8%	27 6.2%	437
USM - Gulf Coast	1,445 81.5%	252 14.2%	76 4.3%	593 33.4%	1,180 66.6%	1,726 97.3%	47 2.7%	1,773
Total	2,785 70.8%	1,003 25.5%	147 3.7%	1,090 27.7%	2,845 72.3%	3,811 96.8%	124 3.2%	3,935



OFF-CAMPUS/DUAL CAMPUS HEADCOUNT ENROLLMENT BY FULL-TIME AND PART-TIME AND FULL-TIME EQUIVALENT (FTE) ENROLLMENT BY LEVEL FALL 2002-03

Institution	Headcount				Full-Time Equivalent				
	Full-Time	Part-Time	Total	Percent Part-Time	Lower	Upper	Graduate	Total	FTE Percent of Headcount
DSU - Greenville	6	71	77	92.2	7.2	9.5	7.0	23.7	30.8
MSU - Meridian	345	317	662	47.9	15.0	338.5	67.3	420.8	63.6
MSU - Vicksburg Engineering	0	61	61	100.0	0.2	0.0	15.9	16.1	26.4
MSU - Stennis Center	2	33	35	94.3	0.0	0.2	10.2	10.4	29.7
MUW - Tupelo	13	23	36	63.9	2.8	21.2	1.3	25.3	70.3
MVSU - Greenville	11	216	227	95.2	38.0	15.1	24.8	77.9	34.3
MVSU - Greenwood	6	209	215	97.2	9.2	10.2	45.1	64.5	30.0
UM - Tupelo	44	334	378	88.4	6.0	91.4	46.0	143.4	37.9
UM - Jackson Engineering	3	31	34	91.2	0.0	0.0	11.7	11.7	34.4
UM - Southaven	123	314	437	71.9	9.8	163.4	35.5	208.7	47.8
USM - Gulf Coast	758	1,015	1,773	57.2	133.2	784.3	146.6	1,064.1	60.0
Total	1,311	2,624	3,935	66.7	221.4	1,433.8	411.4	2,066.6	52.5



**OFF-CAMPUS/DUAL CAMPUS TOTAL HEADCOUNT ENROLLMENT
BY PROGRAM CATEGORY
FALL 2002-03**

Six-Digit CIP Category	DSU Greenville	MSU Meridian	MSU Vicksburg	MSU Stennis	MUW Tupelo	MVSU Greenville
Accounting - 520301	2	2	0	0	0	0
Adult and Continuing Education Administration - 130403	0	0	0	0	0	0
Advertising - 090201	0	0	0	0	0	0
American Studies/Civilization - 050102	0	0	0	0	0	0
Anthropology - 450201	0	0	0	0	0	0
Architectural Engineering Technology/Technician - 150101	0	0	0	0	0	0
Biological Sciences/Life Sciences, Other - 269999	0	0	0	0	0	0
Biological and Physical Sciences - 300101	1	0	0	0	0	0
Biology, General - 260101	2	0	0	0	0	5
Business Administration and Management, General - 520201	2	167	4	1	0	6
Business Marketing and Marketing Management - 521401	1	1	0	0	0	0
Business Teacher Education (Vocational) - 131303	1	0	0	0	0	0
Business, General - 520101	0	0	0	0	0	0
Business/Managerial Economics - 520601	0	0	0	0	0	0
Chemical Engineering - 140701	0	0	1	0	0	0
Chemistry, General - 400501	1	0	0	0	0	0
Civil Engineering, General - 140801	0	0	7	1	0	0
Clinical and Medical Social Work - 511503	0	0	0	0	0	0
Communications, General - 090101	0	0	0	0	0	0
Community Organization, Resources and Services - 440201	1	0	0	0	0	0
Community and Junior College Administration - 130407	0	2	0	0	0	0
Computer Engineering - 140901	0	0	0	1	0	0
Computer Engineering Technology/Technician - 150301	0	0	0	0	0	0

**OFF-CAMPUS/DUAL CAMPUS TOTAL HEADCOUNT ENROLLMENT
BY PROGRAM CATEGORY
FALL 2002-03 (CONTINUED)**

Six-Digit CIP Category	DSU Greenville	MSU Meridian	MSU Vicksburg	MSU Stennis	MUW Tupelo	MVSU Greenville
Computer and Information Sciences, General - 110101	0	0	6	0	0	3
Counseling Psychology - 420601	0	0	0	0	0	0
Counselor Education Counseling and Guidance Services - 131101	2	27	0	0	0	0
Criminal Justice Studies - 430104	0	0	0	0	0	10
Criminal Justice/Law Enforcement Administration - 430103	0	0	0	0	0	24
Curriculum and Instruction - 130301	0	0	0	0	0	0
Data Processing Technology/Technician - 110301	0	0	0	0	0	0
Dietetics/Human Nutritional Services - 190503	0	0	0	0	0	0
Education Administration and Supervision, General - 130401	0	14	0	0	0	0
Education of the Gifted and Talented - 131004	0	0	0	0	4	0
Education, General - 130101	0	31	0	0	0	0
Education, Other - 139999	0	0	0	0	0	0
Educational Psychology - 130802	0	0	0	0	0	0
Electrical, Electronic and Communications Eng. Tech./Technician - 150303	0	0	0	0	0	0
Electrical, Electronics and Communication Engineering - 141001	0	0	1	8	0	0
Elementary Teacher Education - 131202	10	195	0	0	0	69
Engineering Science - 141301	0	0	0	0	0	0
Engineering, General - 140101	0	0	0	4	0	0
Engineering-Related Technology/Technician, General - 151101	0	0	0	0	0	0
English Language and Literature, General - 230101	1	2	0	0	0	1
English Teacher Education - 131305	0	0	0	0	0	1
Environmental Health - 512202	0	0	0	0	0	1

**OFF-CAMPUS/DUAL CAMPUS TOTAL HEADCOUNT ENROLLMENT
BY PROGRAM CATEGORY
FALL 2002-03 (CONTINUED)**

Six-Digit CIP Category	DSU Greenville	MSU Meridian	MSU Vicksburg	MSU Stennis	MUW Tupelo	MVSU Greenville
Family Life and Relations Studies - 190704	0	0	0	0	0	0
Finance, General - 520801	0	0	0	0	0	0
Foreign Languages and Literatures, General - 160101	0	0	0	0	0	0
Forensic Technology/Technician - 430106	0	0	0	0	0	0
Geography - 450701	0	0	0	0	0	0
Geology - 400601	0	0	1	0	0	0
Health and Physical Education, General - 310501	0	0	0	0	0	0
Higher Education Administration - 130406	0	0	0	0	0	0
History, General - 450801	0	0	0	0	0	2
Home Economics, General - 190101	0	1	0	0	0	0
Hotel/Motel and Restaurant Management - 520902	0	0	0	0	0	0
Human Resources Management - 521001	0	0	0	0	0	0
Industrial/Manufacturing Engineering - 141701	0	0	2	5	0	0
Industrial/Manufacturing Technology/Technician - 150603	0	8	0	0	0	0
Insurance and Risk Management - 520805	0	0	0	0	0	0
Interior Architecture - 040501	0	0	0	0	0	0
International Business - 521101	0	0	0	0	0	0
Journalism - 090401	0	0	0	0	0	0
Liberal Arts and Sciences/Liberal Studies - 240101	0	26	0	0	0	0
Library Science/Librarianship - 250101	0	0	0	0	0	0
Management Information Systems and Business						
Data Processing, General - 521201	2	0	0	0	0	0
Marine/Aquatic Biology - 260607	0	0	0	0	0	0

**OFF-CAMPUS/DUAL CAMPUS TOTAL HEADCOUNT ENROLLMENT
BY PROGRAM CATEGORY
FALL 2002-03 (CONTINUED)**

Six-Digit CIP Category	DSU Greenville	MSU Meridian	MSU Vicksburg	MSU Stennis	MUW Tupelo	MVSU Greenville
Mathematics - 270101	0	0	0	0	0	1
Mathematics Teacher Education - 131311	0	0	0	0	0	0
Mechanical Engineering - 141901	0	0	0	1	0	0
Multi/Interdisciplinary Studies, Other - 309999	0	12	1	1	0	0
Music, General - 500901	0	0	0	0	0	0
Nursing (R.N. Training) - 511601	9	0	0	0	31	0
Nursing Administration (Post-R.N.) - 511602	0	0	0	0	0	0
Nursing Science (Post-R.N.) - 511608	0	0	0	0	0	0
Nutritional Sciences - 260609	0	0	0	0	0	0
Oceanography - 400702	0	0	0	0	0	0
Office Supervision and Management - 520204	0	0	0	0	0	2
Paralegal/Legal Assistant - 220103	0	0	0	0	0	0
Parks, Recreation and Leisure Facilities Management - 310301	0	0	0	0	0	0
Physical Education Teaching and Coaching - 131314	1	0	0	0	0	4
Physics, General - 400801	0	0	0	0	0	0
Political Science, General - 451001	1	0	0	0	0	2
Pre-Elementary/Early Childhood/Kindergarten Teacher Education - 131204	0	0	0	0	0	2
Psychology, General - 420101	2	15	0	0	0	0
Public Administration - 440401	0	0	0	0	0	0
Public Health, General - 512201	0	0	0	0	0	0
Public Relations and Organizational Communications - 090501	0	0	0	0	0	2
Radio and Television Broadcasting - 090701	0	0	0	0	0	0

**OFF-CAMPUS/DUAL CAMPUS TOTAL HEADCOUNT ENROLLMENT
BY PROGRAM CATEGORY
FALL 2002-03 (CONTINUED)**

Six-Digit CIP Category	DSU Greenville	MSU Meridian	MSU Vicksburg	MSU Stennis	MUW Tupelo	MVSU Greenville
Real Estate - 521501	0	0	0	0	0	0
Science Teacher Education, General - 131316	0	0	0	0	0	0
Secondary Teacher Education - 131205	0	40	0	0	0	0
Social Science Teacher Education - 131317	4	0	0	0	0	2
Social Studies Teacher Education - 131318	0	0	0	0	0	0
Social Work - 440701	12	42	0	0	0	6
Sociology - 451101	0	1	0	0	0	3
Special Education, General - 131001	0	1	0	0	0	5
Speech and Rhetorical Studies - 231001	0	0	0	0	0	0
Speech-Language Pathology - 510203	0	0	0	0	1	0
Speech-Language Pathology and Audiology - 510204	0	0	0	0	0	0
Teacher Education, Multiple Levels - 131206	0	0	0	0	0	39
Technology Teacher Education/Industrial Arts Teacher Education - 131309	0	0	0	0	0	0
Unclassified - 000000	22	75	38	13	0	35
Visual and Performing Arts - 500101	0	0	0	0	0	2
Total	77	662	61	35	36	227

**OFF-CAMPUS/DUAL CAMPUS TOTAL HEADCOUNT ENROLLMENT
BY PROGRAM CATEGORY
FALL 2002-03 (CONTINUED)**

Six-Digit CIP Category	MVSU Greenwood	UM Tupelo	UM Jackson Eng.	UM Southaven	USM Gulf Coast	Total
Accounting - 520301	6	37	0	55	96	198
Adult and Continuing Education Administration - 130403	0	0	0	0	1	1
Advertising - 090201	0	0	0	0	1	1
American Studies/Civilization - 050102	0	0	0	0	8	8
Anthropology - 450201	0	0	0	1	1	2
Architectural Engineering Technology/Technician - 150101	0	0	0	0	2	2
Biological Sciences/Life Sciences, Other - 269999	0	1	0	0	0	1
Biological and Physical Sciences - 300101	0	0	0	0	0	1
Biology, General - 260101	8	1	0	0	20	36
Business Administration and Management, General - 520201	17	12	0	14	101	324
Business Marketing and Marketing Management - 521401	0	4	0	12	7	25
Business Teacher Education (Vocational) - 131303	0	0	0	0	3	4
Business, General - 520101	0	34	0	45	0	79
Business/Managerial Economics - 520601	0	0	0	1	1	2
Chemical Engineering - 140701	0	0	0	0	0	1
Chemistry, General - 400501	0	0	0	0	1	2
Civil Engineering, General - 140801	0	0	0	0	0	8
Clinical and Medical Social Work - 511503	0	0	0	0	1	1
Communications, General - 090101	0	0	0	0	1	1
Community Organization, Resources and Services - 440201	0	0	0	0	0	1
Community and Junior College Administration - 130407	0	0	0	0	0	2
Computer Engineering - 140901	0	0	0	0	0	1
Computer Engineering Technology/Technician - 150301	0	0	0	0	7	7

**OFF-CAMPUS/DUAL CAMPUS TOTAL HEADCOUNT ENROLLMENT
BY PROGRAM CATEGORY
FALL 2002-03 (CONTINUED)**

Six-Digit CIP Category	MVSU Greenwood	UM Tupelo	UM Jackson Eng.	UM Southaven	USM Gulf Coast	Total
Computer and Information Sciences, General - 110101	0	0	0	0	70	79
Counseling Psychology - 420601	0	0	0	0	1	1
Counselor Education Counseling and Guidance Services - 131101	0	14	0	4	24	71
Criminal Justice Studies - 430104	11	0	0	0	52	73
Criminal Justice/Law Enforcement Administration - 430103	41	5	0	4	0	74
Curriculum and Instruction - 130301	0	40	0	37	10	87
Data Processing Technology/Technician - 110301	0	0	0	0	8	8
Dietetics/Human Nutritional Services - 190503	0	0	0	0	1	1
Education Administration and Supervision, General - 130401	0	24	0	1	9	48
Education of the Gifted and Talented - 131004	0	0	0	0	0	4
Education, General - 130101	0	4	0	5	58	98
Education, Other - 139999	0	0	0	0	10	10
Educational Psychology - 130802	0	5	0	2	0	7
Electrical, Electronic and Communications						
Eng. Tech./Technician - 150303	0	0	0	0	9	9
Electrical, Electronics and Communication Engineering - 141001	0	0	0	0	0	9
Elementary Teacher Education - 131202	30	27	0	41	267	639
Engineering Science - 141301	0	0	14	0	0	14
Engineering, General - 140101	0	0	0	0	0	4
Engineering-Related Technology/Technician, General - 151101	0	0	0	0	1	1
English Language and Literature, General - 230101	2	3	0	10	30	49
English Teacher Education - 131305	0	6	0	2	0	9
Environmental Health - 512202	9	0	0	0	0	10

**OFF-CAMPUS/DUAL CAMPUS TOTAL HEADCOUNT ENROLLMENT
BY PROGRAM CATEGORY
FALL 2002-03 (CONTINUED)**

Six-Digit CIP Category	MVSU Greenwood	UM Tupelo	UM Jackson Eng.	UM Southaven	USM Gulf Coast	Total
Family Life and Relations Studies - 190704	0	0	0	0	2	2
Finance, General - 520801	0	1	0	6	3	10
Foreign Languages and Literatures, General - 160101	0	0	0	0	1	1
Forensic Technology/Technician - 430106	0	0	0	1	0	1
Geography - 450701	0	0	0	0	1	1
Geology - 400601	0	0	0	0	0	1
Health and Physical Education, General - 310501	0	0	0	0	3	3
Higher Education Administration - 130406	0	0	0	0	5	5
History, General - 450801	3	1	0	4	45	55
Home Economics, General - 190101	0	1	0	0	0	2
Hotel/Motel and Restaurant Management - 520902	0	0	0	0	23	23
Human Resources Management - 521001	0	0	0	0	78	78
Industrial/Manufacturing Engineering - 141701	0	0	0	0	0	7
Industrial/Manufacturing Technology/Technician - 150603	0	0	0	0	26	34
Insurance and Risk Management - 520805	0	0	0	1	0	1
Interior Architecture - 040501	0	0	0	0	1	1
International Business - 521101	0	0	0	0	4	4
Journalism - 090401	0	0	0	2	3	5
Liberal Arts and Sciences/Liberal Studies - 240101	0	2	0	7	0	35
Library Science/Librarianship - 250101	0	0	0	0	10	10
Management Information Systems and Business						
Data Processing, General - 521201	0	1	0	3	85	91
Marine/Aquatic Biology - 260607	0	0	0	0	10	10

**OFF-CAMPUS/DUAL CAMPUS TOTAL HEADCOUNT ENROLLMENT
BY PROGRAM CATEGORY
FALL 2002-03 (CONTINUED)**

Six-Digit CIP Category	MVSU Greenwood	UM Tupelo	UM Jackson Eng.	UM Southaven	USM Gulf Coast	Total
Mathematics - 270101	0	1	0	0	12	14
Mathematics Teacher Education - 131311	1	3	0	0	0	4
Mechanical Engineering - 141901	0	0	0	0	0	1
Multi/Interdisciplinary Studies, Other - 309999	0	0	0	0	0	14
Music, General - 500901	0	0	0	0	1	1
Nursing (R.N. Training) - 511601	0	0	0	0	88	128
Nursing Administration (Post-R.N.) - 511602	0	0	0	0	25	25
Nursing Science (Post-R.N.) - 511608	0	0	0	0	2	2
Nutritional Sciences - 260609	0	0	0	0	1	1
Oceanography - 400702	0	0	0	0	2	2
Office Supervision and Management - 520204	8	0	0	0	0	10
Paralegal/Legal Assistant - 220103	0	8	0	1	33	42
Parks, Recreation and Leisure Facilities Management - 310301	0	1	0	2	0	3
Physical Education Teaching and Coaching - 131314	2	0	0	0	6	13
Physics, General - 400801	0	0	1	0	0	1
Political Science, General - 451001	1	1	0	2	37	44
Pre-Elementary/Early Childhood/Kindergarten Teacher Education - 131204	0	0	0	0	0	2
Psychology, General - 420101	0	7	0	7	129	160
Public Administration - 440401	2	0	0	0	0	2
Public Health, General - 512201	0	0	0	0	4	4
Public Relations and Organizational Communications - 090501	1	0	0	0	4	7
Radio and Television Broadcasting - 090701	0	0	0	0	3	3

**OFF-CAMPUS/DUAL CAMPUS TOTAL HEADCOUNT ENROLLMENT
BY PROGRAM CATEGORY
FALL 2002-03 (CONTINUED)**

Six-Digit CIP Category	MVSU Greenwood	UM Tupelo	UM Jackson Eng.	UM Southaven	USM Gulf Coast	Total
Real Estate - 521501	0	1	0	0	0	1
Science Teacher Education, General - 131316	0	1	0	0	2	3
Secondary Teacher Education - 131205	0	0	0	0	0	40
Social Science Teacher Education - 131317	0	0	0	0	0	6
Social Studies Teacher Education - 131318	0	2	0	6	0	8
Social Work - 440701	7	1	0	2	29	99
Sociology - 451101	6	0	0	0	1	11
Special Education, General - 131001	7	8	0	2	41	64
Speech and Rhetorical Studies - 231001	1	0	0	0	0	1
Speech-Language Pathology - 510203	0	0	0	0	0	1
Speech-Language Pathology and Audiology - 510204	0	0	0	1	1	2
Teacher Education, Multiple Levels - 131206	45	0	0	0	0	84
Technology Teacher Education/Industrial Arts Teacher Education - 131309	0	0	0	0	40	40
Unclassified - 000000	6	119	19	156	209	692
Visual and Performing Arts - 500101	1	2	0	0	2	7
Total	215	378	34	437	1,773	3,935

**OFF-CAMPUS/DUAL CAMPUS GRADUATE HEADCOUNT ENROLLMENT
 BY ACADEMIC PROGRAM LEVELS AND BY FULL-TIME AND PART-TIME
 FALL 2002-03**

Institution	Master's Program			Specialist Program			Doctoral Program			First Professional			Unclassified			Total All Programs
	Full Time	Part Time	Total	Full Time	Part Time	Total	Full Time	Part Time	Total	Full Time	Part Time	Total	Full Time	Part Time	Total	
DSU - Greenville	0	23	23	0	1	1	0	0	0	0	0	0	0	0	0	24
MSU - Meridian	15	116	131	7	23	30	0	3	3	0	0	0	0	0	0	164
MSU - Vicksburg Engineering	0	58	58	0	0	0	0	2	2	0	0	0	0	0	0	60
MSU - Stennis Center	2	25	27	0	0	0	0	7	7	0	0	0	0	0	0	34
MUW - Tupelo	0	5	5	0	0	0	0	0	0	0	0	0	0	0	0	5
MVSU - Greenville	0	80	80	0	0	0	0	0	0	0	0	0	0	0	0	80
MVSU - Greenwood	6	122	128	0	0	0	0	0	0	0	0	0	0	0	0	128
UM - Tupelo	3	81	84	0	6	6	0	4	4	0	0	0	1	23	24	118
UM - Jackson Engineering	2	12	14	0	0	0	1	0	1	0	0	0	0	19	19	34
UM - Southaven	2	48	50	0	3	3	0	6	6	0	0	0	1	49	50	109
USM - Gulf Coast	48	165	213	8	8	16	10	36	46	0	0	0	4	41	45	320
Total	78	735	813	15	41	56	11	58	69	0	0	0	6	132	138	1,076

**OFF-CAMPUS/DUAL CAMPUS GRADUATE HEADCOUNT ENROLLMENT
BY PROGRAM CATEGORY
FALL 2002-03**

Six-Digit CIP Category	DSU Greenville	MSU Meridian	MSU Vicksburg	MSU Stennis	MUW Tupelo	MVSU Greenville
Accounting - 520301	0	0	0	0	0	0
Adult and Continuing Education Administration - 130403	0	0	0	0	0	0
Biological and Physical Sciences - 300101	1	0	0	0	0	0
Biology, General - 260101	0	0	0	0	0	0
Business Administration and Management, General - 520201	1	15	4	1	0	0
Chemical Engineering - 140701	0	0	1	0	0	0
Civil Engineering, General - 140801	0	0	7	1	0	0
Clinical and Medical Social Work - 511503	0	0	0	0	0	0
Community Organization, Resources and Services - 440201	1	0	0	0	0	0
Community and Junior College Administration - 130407	0	2	0	0	0	0
Computer Engineering - 140901	0	0	0	1	0	0
Computer and Information Sciences, General - 110101	0	0	6	0	0	0
Counseling Psychology - 420601	0	0	0	0	0	0
Counselor Education Counseling and Guidance Services - 131101	2	27	0	0	0	0
Criminal Justice Studies - 430104	0	0	0	0	0	3
Criminal Justice/Law Enforcement Administration - 430103	0	0	0	0	0	23
Curriculum and Instruction - 130301	0	0	0	0	0	0
Education Administration and Supervision, General - 130401	0	14	0	0	0	0
Education of the Gifted and Talented - 131004	0	0	0	0	4	0
Education, General - 130101	0	31	0	0	0	0
Education, Other - 139999	0	0	0	0	0	0
Educational Psychology - 130802	0	0	0	0	0	0
Electrical, Electronics and Communication Engineering - 141001	0	0	1	8	0	0

**OFF-CAMPUS/DUAL CAMPUS GRADUATE HEADCOUNT ENROLLMENT
BY PROGRAM CATEGORY
FALL 2002-03 (CONTINUED)**

Six-Digit CIP Category	DSU Greenville	MSU Meridian	MSU Vicksburg	MSU Stennis	MUW Tupelo	MVSU Greenville
Elementary Teacher Education - 131202	5	21	0	0	0	8
Engineering Science - 141301	0	0	0	0	0	0
Engineering, General - 140101	0	0	0	4	0	0
Engineering-Related Technology/Technician, General - 151101	0	0	0	0	0	0
English Language and Literature, General - 230101	0	2	0	0	0	0
Environmental Health - 512202	0	0	0	0	0	1
Geology - 400601	0	0	1	0	0	0
Higher Education Administration - 130406	0	0	0	0	0	0
History, General - 450801	0	0	0	0	0	0
Industrial/Manufacturing Engineering - 141701	0	0	2	4	0	0
Library Science/Librarianship - 250101	0	0	0	0	0	0
Mathematics - 270101	0	0	0	0	0	0
Mathematics Teacher Education - 131311	0	0	0	0	0	0
Mechanical Engineering - 141901	0	0	0	1	0	0
Multi/Interdisciplinary Studies, Other - 309999	0	0	1	1	0	0
Nursing Administration (Post-R.N.) - 511602	0	0	0	0	0	0
Nursing Science (Post-R.N.) - 511608	0	0	0	0	0	0
Nutritional Sciences - 260609	0	0	0	0	0	0
Oceanography - 400702	0	0	0	0	0	0
Office Supervision and Management - 520204	0	0	0	0	0	0
Physical Education Teaching and Coaching - 131314	0	0	0	0	0	0
Physics, General - 400801	0	0	0	0	0	0
Political Science, General - 451001	0	0	0	0	0	1

**OFF-CAMPUS/DUAL CAMPUS GRADUATE HEADCOUNT ENROLLMENT
 BY PROGRAM CATEGORY
 FALL 2002-03 (CONTINUED)**

Six-Digit CIP Category	DSU Greenville	MSU Meridian	MSU Vicksburg	MSU Stennis	MUW Tupelo	MVSU Greenville
Psychology, General - 420101	0	0	0	0	0	0
Public Health, General - 512201	0	0	0	0	0	0
Public Relations and Organizational Communications - 090501	0	0	0	0	0	0
Science Teacher Education, General - 131316	0	0	0	0	0	0
Secondary Teacher Education - 131205	0	6	0	0	0	0
Social Science Teacher Education - 131317	2	0	0	0	0	0
Social Work - 440701	0	0	0	0	0	0
Sociology - 451101	0	1	0	0	0	1
Special Education, General - 131001	0	1	0	0	0	5
Speech-Language Pathology - 510203	0	0	0	0	1	0
Teacher Education, Multiple Levels - 131206	0	0	0	0	0	38
Unclassified - 000000	12	44	37	13	0	0
Total	24	164	60	34	5	80

**OFF-CAMPUS/DUAL CAMPUS GRADUATE HEADCOUNT ENROLLMENT
 BY PROGRAM CATEGORY
 FALL 2002-03 (CONTINUED)**

Six-Digit CIP Category	MVSU Greenwood	UM Tupelo	UM Jackson Eng.	UM Southaven	USM Gulf Coast	Total
Accounting - 520301	0	0	0	2	0	2
Adult and Continuing Education Administration - 130403	0	0	0	0	1	1
Biological and Physical Sciences - 300101	0	0	0	0	0	1
Biology, General - 260101	1	0	0	0	2	3
Business Administration and Management, General - 520201	0	7	0	7	47	82
Chemical Engineering - 140701	0	0	0	0	0	1
Civil Engineering, General - 140801	0	0	0	0	0	8
Clinical and Medical Social Work - 511503	0	0	0	0	1	1
Community Organization, Resources and Services - 440201	0	0	0	0	0	1
Community and Junior College Administration - 130407	0	0	0	0	0	2
Computer Engineering - 140901	0	0	0	0	0	1
Computer and Information Sciences, General - 110101	0	0	0	0	8	14
Counseling Psychology - 420601	0	0	0	0	1	1
Counselor Education Counseling and Guidance Services - 131101	0	14	0	4	24	71
Criminal Justice Studies - 430104	4	0	0	0	9	16
Criminal Justice/Law Enforcement Administration - 430103	39	0	0	0	0	62
Curriculum and Instruction - 130301	0	40	0	37	10	87
Education Administration and Supervision, General - 130401	0	24	0	1	9	48
Education of the Gifted and Talented - 131004	0	0	0	0	0	4
Education, General - 130101	0	4	0	5	58	98
Education, Other - 139999	0	0	0	0	10	10
Educational Psychology - 130802	0	5	0	2	0	7
Electrical, Electronics and Communication Engineering - 141001	0	0	0	0	0	9

**OFF-CAMPUS/DUAL CAMPUS GRADUATE HEADCOUNT ENROLLMENT
BY PROGRAM CATEGORY
FALL 2002-03 (CONTINUED)**

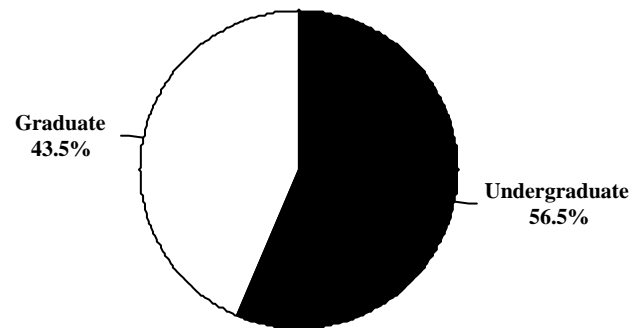
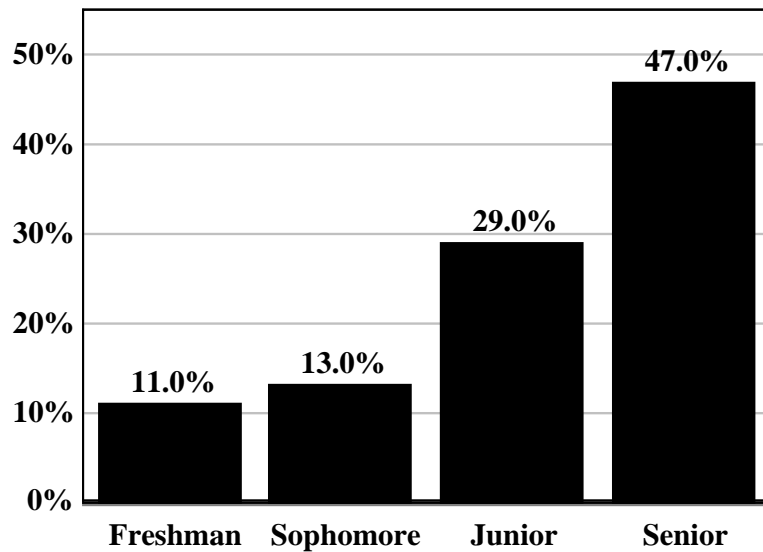
Six-Digit CIP Category	MVSU Greenwood	UM Tupelo	UM Jackson Eng.	UM Southaven	USM Gulf Coast	Total
Elementary Teacher Education - 131202	15	0	0	0	0	49
Engineering Science - 141301	0	0	14	0	0	14
Engineering, General - 140101	0	0	0	0	0	4
Engineering-Related Technology/Technician, General - 151101	0	0	0	0	1	1
English Language and Literature, General - 230101	0	0	0	1	0	3
Environmental Health - 512202	9	0	0	0	0	10
Geology - 400601	0	0	0	0	0	1
Higher Education Administration - 130406	0	0	0	0	5	5
History, General - 450801	1	0	0	0	8	9
Industrial/Manufacturing Engineering - 141701	0	0	0	0	0	6
Library Science/Librarianship - 250101	0	0	0	0	3	3
Mathematics - 270101	0	0	0	0	1	1
Mathematics Teacher Education - 131311	1	0	0	0	0	1
Mechanical Engineering - 141901	0	0	0	0	0	1
Multi/Interdisciplinary Studies, Other - 309999	0	0	0	0	0	2
Nursing Administration (Post-R.N.) - 511602	0	0	0	0	25	25
Nursing Science (Post-R.N.) - 511608	0	0	0	0	2	2
Nutritional Sciences - 260609	0	0	0	0	1	1
Oceanography - 400702	0	0	0	0	2	2
Office Supervision and Management - 520204	2	0	0	0	0	2
Physical Education Teaching and Coaching - 131314	0	0	0	0	1	1
Physics, General - 400801	0	0	1	0	0	1
Political Science, General - 451001	1	0	0	0	5	7

**OFF-CAMPUS/DUAL CAMPUS GRADUATE HEADCOUNT ENROLLMENT
 BY PROGRAM CATEGORY
 FALL 2002-03 (CONTINUED)**

Six-Digit CIP Category	MVSU Greenwood	UM Tupelo	UM Jackson Eng.	UM Southaven	USM Gulf Coast	Total
Psychology, General - 420101	0	0	0	0	2	2
Public Health, General - 512201	0	0	0	0	4	4
Public Relations and Organizational Communications - 090501	0	0	0	0	4	4
Science Teacher Education, General - 131316	0	0	0	0	2	2
Secondary Teacher Education - 131205	0	0	0	0	0	6
Social Science Teacher Education - 131317	0	0	0	0	0	2
Social Work - 440701	1	0	0	0	26	27
Sociology - 451101	2	0	0	0	0	4
Special Education, General - 131001	7	0	0	0	12	25
Speech-Language Pathology - 510203	0	0	0	0	0	1
Teacher Education, Multiple Levels - 131206	44	0	0	0	0	82
Unclassified - 000000	1	24	19	50	36	236
Total	128	118	34	109	320	1,076

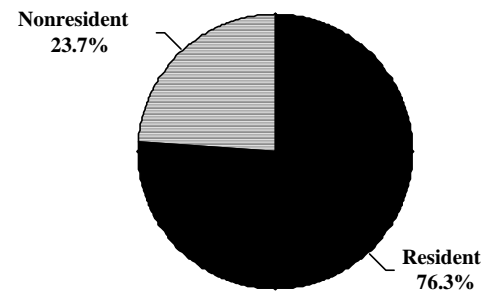
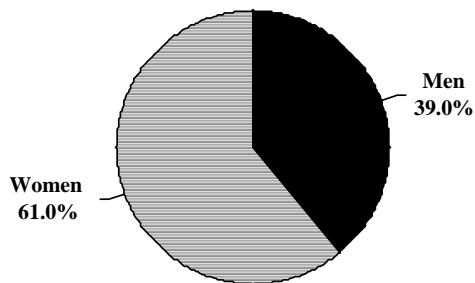
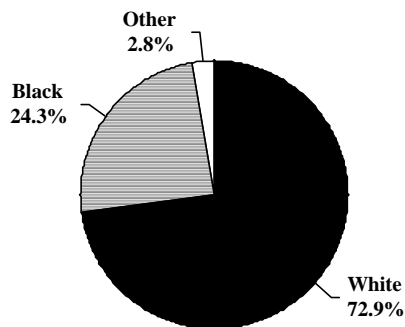
OTHER LOCATION HEADCOUNT ENROLLMENT BY LEVEL FALL 2002-03

Institution	Freshman	Sophomore	Junior	Senior	Undergraduate	Graduate	Total
DSU - Other Locations	9	7	11	24	51	10	61
UM - Other Locations	2	6	18	23	49	67	116
Total	11	13	29	47	100	77	177



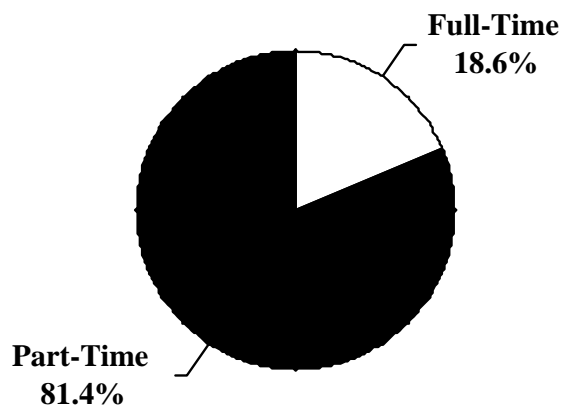
OTHER LOCATION HEADCOUNT ENROLLMENT BY ETHNICITY, BY GENDER, AND BY RESIDENCE FALL 2002-03

Institution	White	Black	Other	Men	Women	Resident	Nonresident	Total
DSU - Other Locations	36 59.0%	25 41.0%	0 0.0%	23 37.7%	38 62.3%	56 91.8%	5 8.2%	61
UM - Other Locations	93 80.2%	18 15.5%	5 4.3%	46 39.7%	70 60.3%	79 68.1%	37 31.9%	116
Total	129 72.9%	43 24.3%	5 2.8%	69 39.0%	108 61.0%	135 76.3%	42 23.7%	177



**OTHER LOCATION HEADCOUNT ENROLLMENT BY FULL-TIME AND PART-TIME
AND FULL-TIME EQUIVALENT (FTE) ENROLLMENT BY LEVEL
FALL 2002-03**

Institution	Headcount				Full-Time Equivalent				
	Full-Time	Part-Time	Total	Percent Part-Time	Lower	Upper	Graduate	Total	FTE Percent of Headcount
DSU - Other Locations	0	61	61	100.0	3.1	7.3	2.5	12.9	21.1
UM - Other Locations	33	83	116	71.6	3.2	27.2	23.5	53.9	46.5
Total	33	144	177	81.4	6.3	34.5	26	66.8	37.7



**OTHER LOCATION TOTAL HEADCOUNT ENROLLMENT
BY PROGRAM CATEGORY
FALL 2002-03**

Six-Digit CIP Category	DSU	UM	Total
Accounting - 520301	2	0	2
Aircraft Pilot and Navigator (Professional) - 490102	1	0	1
Biological and Physical Sciences - 300101	4	0	4
Biology, General - 260101	3	1	4
Business Administration and Management, General - 520201	3	0	3
Business Marketing and Marketing Management - 521401	1	0	1
Business Teacher Education (Vocational) - 131303	1	0	1
Business, General - 520101	4	3	7
Classics and Classical Languages and Literatures - 161201	0	1	1
Counselor Education Counseling and Guidance Services - 131101	0	5	5
Criminal Justice Studies - 430104	6	0	6
Criminal Justice/Law Enforcement Administration - 430103	0	1	1
Curriculum and Instruction - 130301	0	25	25
Drama/Theater Arts, General - 500501	0	3	3
Education, General - 130101	0	33	33
Educational Psychology - 130802	0	3	3
Elementary Teacher Education - 131202	4	1	5
English Language and Literature, General - 230101	0	3	3
Fashion Merchandising - 080102	1	0	1
Finance, General - 520801	0	1	1
History, General - 450801	0	4	4
Home Economics, General - 190101	2	0	2
International Business - 521101	0	1	1

**OTHER LOCATION TOTAL HEADCOUNT ENROLLMENT
BY PROGRAM CATEGORY
FALL 2002-03 (CONTINUED)**

Six-Digit CIP Category	DSU	UM	Total
International Relations and Affairs - 450901	0	9	9
Journalism - 090401	0	1	1
Liberal Arts and Sciences/Liberal Studies - 240101	0	1	1
Management Information Systems and Business Data Processing, General - 521201	2	0	2
Music, General - 500901	0	1	1
Nursing (R.N. Training) - 511601	1	0	1
Paralegal/Legal Assistant - 220103	0	9	9
Physical Education Teaching and Coaching - 131314	3	0	3
Political Science, General - 451001	1	3	4
Psychology, General - 420101	2	1	3
Social Science Teacher Education - 131317	2	0	2
Social Sciences, General - 450101	2	0	2
Social Studies Teacher Education - 131318	0	1	1
Social Work - 440701	3	0	3
Sociology - 451101	0	1	1
Spanish Language and Literature - 160905	0	1	1
Speech-Language Pathology and Audiology - 510204	0	1	1
Teacher Education, Specific Academic and Vocational Programs, Other - 131399	1	0	1
Unclassified - 000000	8	2	10
Visual and Performing Arts - 500101	4	0	4
Total	61	116	177

UNIVERSITY OF MISSISSIPPI MEDICAL CENTER

HEADCOUNT ENROLLMENT

BY PROGRAM CATEGORY, BY LEVEL, BY ETHNICITY, BY GENDER, BY RESIDENCE, AND BY FULL-TIME AND PART-TIME

FALL 2002-03

CIP Category	White	Black	Other	Men	Women	Resident	Nonres.	Full-Time	Part-Time	Total
Anatomy - 260601										
Master's	0	0	1	0	1	1	0	0	1	1
Doctoral	0	1	6	3	4	1	6	0	7	7
Total:	0	1	7	3	5	2	6	0	8	8
Basic Medical Sciences, Other - 511399										
Senior	3	0	0	1	2	2	1	0	3	3
Master's	12	3	0	5	10	14	1	0	15	15
Doctoral	13	7	0	5	15	20	0	0	20	20
Total:	28	10	0	11	27	36	2	0	38	38
Biochemistry - 260202										
Master's	0	0	1	1	0	0	1	0	1	1
Doctoral	3	0	10	9	4	2	11	0	13	13
Nondegree-Post Baccalaureate	2	1	0	1	2	3	0	0	3	3
Total:	5	1	11	11	6	5	12	0	17	17
Clinical Psychology - 420201										
Intern	6	0	1	1	6	0	7	7	0	7
Cytotechnologist - 511002										
Junior	2	3	0	0	5	5	0	5	0	5
Senior	4	2	0	2	4	6	0	6	0	6
Total:	6	5	0	2	9	11	0	11	0	11
Dental Clinical Sciences/Graduate Dentistry - 510501										
Nondegree-Post Baccalaureate	1	0	0	1	0	0	1	0	1	1

UNIVERSITY OF MISSISSIPPI MEDICAL CENTER

HEADCOUNT ENROLLMENT

BY PROGRAM CATEGORY, BY LEVEL, BY ETHNICITY, BY GENDER, BY RESIDENCE, AND BY FULL-TIME AND PART-TIME

FALL 2002-03

CIP Category	White	Black	Other	Men	Women	Resident	Nonres.	Full-Time	Part-Time	Total
Dental Hygienist - 510602										
Junior	22	1	0	0	23	23	0	22	1	23
Senior	15	0	1	0	16	16	0	16	0	16
Total:	37	1	1	0	39	39	0	38	1	39
Dentistry (D.D.S., D.M.D.) - 510401										
1st Year	30	1	0	17	14	31	0	31	0	31
2nd Year	29	0	1	22	8	30	0	30	0	30
3rd Year	33	1	1	22	13	35	0	35	0	35
4th Year	22	2	0	16	8	24	0	24	0	24
Total:	114	4	2	77	43	120	0	120	0	120
Emergency Medical Technology/Technician - 510904										
5th Year Level	10	3	0	7	6	13	0	12	1	13
Medical Radiologic Technology/Technician - 510907										
5th Year Level	37	3	0	14	26	39	1	40	0	40
Medical Records Administration - 510706										
Junior	10	2	0	2	10	12	0	12	0	12
Senior	6	4	0	1	9	10	0	10	0	10
Total:	16	6	0	3	19	22	0	22	0	22
Medical Technology - 511005										
Junior	7	6	1	3	11	14	0	13	1	14
Senior	5	7	0	3	9	12	0	12	0	12
Total:	12	13	1	6	20	26	0	25	1	26

UNIVERSITY OF MISSISSIPPI MEDICAL CENTER

HEADCOUNT ENROLLMENT

BY PROGRAM CATEGORY, BY LEVEL, BY ETHNICITY, BY GENDER, BY RESIDENCE, AND BY FULL-TIME AND PART-TIME

FALL 2002-03

CIP Category	White	Black	Other	Men	Women	Resident	Nonres.	Full-Time	Part-Time	Total
Medicine (M.D.) - 511201										
1st Year	89	10	5	64	40	104	0	104	0	104
2nd Year	90	5	5	69	31	100	0	100	0	100
3rd Year	85	6	4	54	41	95	0	95	0	95
4th Year	78	4	9	55	36	91	0	91	0	91
Resident	337	30	82	293	156	224	225	449	0	449
Total:	679	55	105	535	304	614	225	839	0	839
Microbiology/Bacteriology - 260501										
Master's	0	0	1	0	1	1	0	1	0	1
Doctoral	15	2	4	9	12	9	12	3	18	21
Total:	15	2	5	9	13	10	12	4	18	22
Nuclear Medical Technology/Technician - 510905										
5th Year Level	8	0	0	6	2	8	0	8	0	8
Nursing (R.N. Training) - 511601										
Junior	103	22	1	14	112	121	5	77	49	126
Senior	58	11	1	6	64	68	2	62	8	70
Master's	0	2	0	0	2	2	0	0	2	2
Total:	161	35	2	20	178	191	7	139	59	198
Nursing, Surgical (Post-R.N.) - 511612										
Master's	43	4	2	10	39	45	4	41	8	49
Doctoral	2	1	0	0	3	3	0	2	1	3
Total:	45	5	2	10	42	48	4	43	9	52

UNIVERSITY OF MISSISSIPPI MEDICAL CENTER

HEADCOUNT ENROLLMENT

BY PROGRAM CATEGORY, BY LEVEL, BY ETHNICITY, BY GENDER, BY RESIDENCE, AND BY FULL-TIME AND PART-TIME

FALL 2002-03

CIP Category	White	Black	Other	Men	Women	Resident	Nonres.	Full-Time	Part-Time	Total
Occupational Therapy - 512306										
Junior	30	4	2	2	34	36	0	36	0	36
Senior	19	3	0	0	22	22	0	22	0	22
Doctoral	1	0	0	0	1	1	0	1	0	1
Total:	50	7	2	2	57	59	0	59	0	59
Pathology, Human and Animal - 260704										
Doctoral	2	0	1	3	0	2	1	1	2	3
Pharmacology, Human and Animal - 260705										
Doctoral	5	3	18	17	9	7	19	4	22	26
Physical Therapy - 512308										
Master's	48	7	1	25	31	54	2	56	0	56
Physiology, Human and Animal - 260706										
Doctoral	3	2	3	2	6	4	4	1	7	8
Preventive Medicine Residency - 512954										
Master's	0	1	0	0	1	1	0	0	1	1
Doctoral	7	1	3	6	5	10	1	1	10	11
Total:	7	2	3	6	6	11	1	1	11	12
Unclassified - 000000										
Senior	11	0	0	3	8	10	1	0	11	11
Master's	3	4	1	2	6	8	0	1	7	8
Doctoral	11	1	0	1	11	9	3	0	12	12
Nondegree-Post Baccalaureate	7	10	0	1	16	17	0	1	16	17
Total:	32	15	1	7	41	44	4	2	46	48
TOTAL	1,327	180	166	778	895	1,365	308	1,432	241	1,673