

MISSISSIPPI

# Fall '96

## Enrollment Fact Book

Board of Trustees of State Institutions of Higher Learning  
Office of Planning and Budget  
3825 Ridgewood Road  
Jackson, Mississippi 392



# Fall 1996 Enrollment Fact Book

Published by:

Board of Trustees of State Institutions of Higher Learning  
Office of Planning and Budget  
3825 Ridgewood Road  
Jackson, Mississippi 39211  
(601) 982-6296

Dr. Thomas D. Layzell  
Commissioner of Higher Education

# Board of Trustees

Members with terms expiring  
May 7, 2000

**Ms. Nan McGahey Baker**, Winona  
*Northern Supreme Court District*

**Mr. J. Marlin Ivey**, Kosciusko  
*Fourth Congressional District*

**Mr. James W. Luvene**, Oxford  
*Second Congressional District*

**Dr. Cassie Pennington**, Indianola  
*Third Congressional District*

Members with terms expiring  
May 7, 2004

**Mr. William S. Crawford**, Meridian  
*Fifth Congressional District*

**Ms. Ricki R. Garrett**, Clinton  
*Seventh Congressional District*

**Mr. J. P. "Jake" Mills**, Tupelo  
*First Congressional District*

**Mr. Carl Nicholson, Jr.**, Hattiesburg  
*State-at-Large*

Members with terms expiring  
May 7, 2008

**Mr. Thomas W. Colbert**, Jackson  
*State-at-Large*

**Mr. James Roy Klumb**, Gulfport  
*Sixth Congressional District*

**Dr. D. E. Magee, Jr.**, Jackson  
*Central Supreme Court District*

**Ms. Virginia Shanteau Newton**, Gulfport  
*Southern Supreme Court District*



# Institutions

**Alcorn State University  
(ASU)**

Dr. Clinton Bristow, Jr., President  
*Lorman*

**Delta State University  
(DSU)**

Dr. Kent Wyatt, President  
*Cleveland*

**Jackson State University  
(JSU)**

Dr. James E. Lyons, Sr., President  
*Jackson*

**Mississippi State University  
(MSU)**

Dr. Donald W. Zacharias, President  
*Starkville*

**Mississippi University for  
Women (MUW)**

Dr. Clyda Stokes Rent, President  
*Columbus*

**Mississippi Valley State  
University (MVSU)**

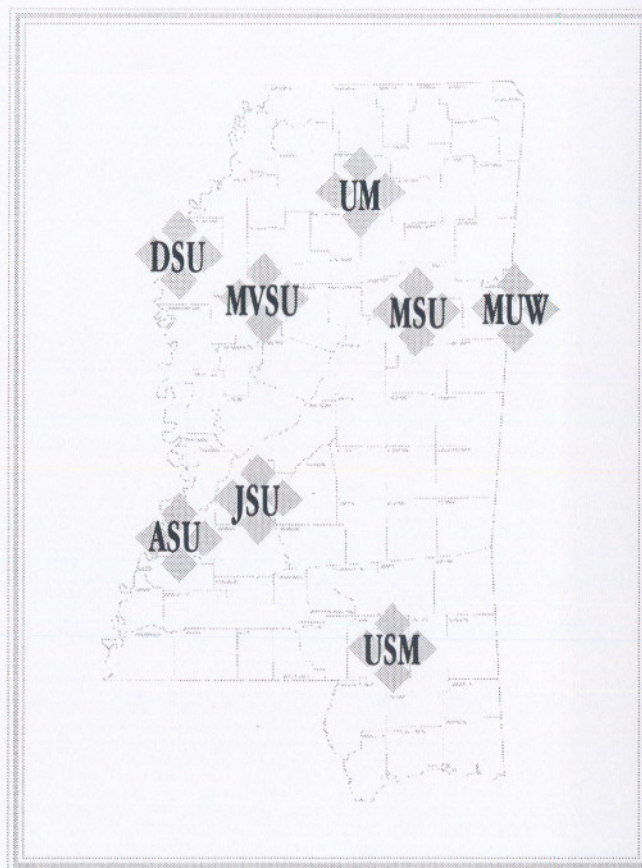
Dr. William W. Sutton, President  
*Itta Bena*

**University of  
Mississippi (UM)**

Dr. Robert C. Khayat, Chancellor  
*Oxford*

**University of Southern  
Mississippi (USM)**

Dr. Horace Fleming, Jr., President  
*Hattiesburg*





# Table of Contents

## Total Headcount Enrollment

On-Campus and Off Campus Headcount Enrollment, By Level .....	1
On-Campus and Off-Campus Headcount Enrollment, By Ethnicity, By Gender, and By Resident and Nonresident .....	2

## On-Campus

Headcount Enrollment, By Level .....	3
Headcount Enrollment and Full-Time Equivalent (FTE) Enrollment, By Level and By Full-Time and Part-Time .....	4
Headcount Enrollment, By Ethnicity, By Gender, and By Resident and Nonresident .....	5
Headcount Enrollment, By Students' Origin .....	6
Headcount Enrollment, By Out-of-State Students' Residence .....	7
Headcount Enrollment, By Counties for Residents of Mississippi .....	8
Location of On-Campus Students, By Counties for Residents of Mississippi (Map) .....	12
Headcount Enrollment, By Program Category .....	13
Graduate Headcount Enrollment, By Academic Program Levels and By Full-Time and Part-Time .....	18
Graduate Headcount Enrollment, By Program Category .....	19

## Off-Campus

Headcount Enrollment, By Level .....	23
Headcount Enrollment and Full-Time Equivalent Enrollment, By Level and By Full-Time and Part-Time .....	24
Headcount Enrollment, By Ethnicity, By Gender, and By Resident and Nonresident .....	25
Headcount Enrollment, By Program Category .....	26
Graduate Headcount Enrollment, By Academic Program Levels and By Full-Time and Part-Time .....	28
Graduate Headcount Enrollment, By Program Category .....	29



## Other Locations

Headcount Enrollment, By Level .....	31
Headcount Enrollment, By Ethnicity, By Gender, and By Resident and Nonresident .....	32
Headcount Enrollment, By Program Category .....	33

## University of Mississippi Medical Center

Headcount Enrollment, By Program Category, By Level, By Ethnicity, By Gender, and By Resident and Nonresident .....	35
---------------------------------------------------------------------------------------------------------------------	----

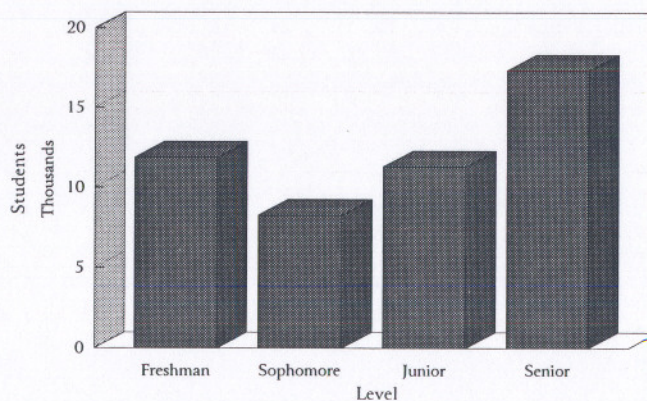
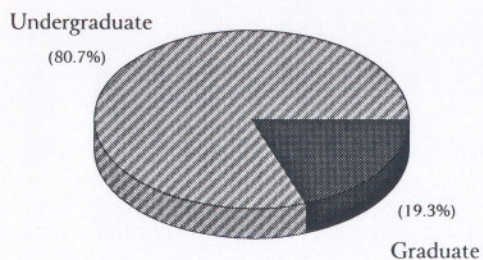


TOTAL



## ON-CAMPUS AND OFF-CAMPUS HEADCOUNT ENROLLMENT BY LEVEL FALL, 1996-97

Institution	Freshman	Sophomore	Junior	Senior	Undergraduate	Graduate	Total
Alcorn State University	1,016	631	480	595	2,722 88.6%	351 11.4%	3,073
Delta State University	869	564	813	1,146	3,392 84.5%	623 15.5%	4,015
Jackson State University	1,630	1,064	996	1,454	5,144 82.7%	1,074 17.3%	6,218
Mississippi State University	2,604	2,102	2,847	4,439	11,992 80.7%	2,867 19.3%	14,859
Mississippi University for Women	772	473	590	1,183	3,018 92.1%	259 7.9%	3,277
Mississippi Valley State University	825	432	363	495	2,115 96.2%	84 3.8%	2,199
University of Mississippi	2,269	1,457	1,996	2,737	8,459 76.9%	2,534 23.1%	10,993
University of Mississippi Medical Center	64	6	254	285	609 33.7%	1,197 66.3%	1,806
University of Southern Mississippi	1,843	1,551	2,986	5,022	11,402 80.8%	2,715 19.2%	14,117
<b>TOTAL</b>	<b>11,892</b>	<b>8,280</b>	<b>11,325</b>	<b>17,356</b>	<b>48,853 80.7%</b>	<b>11,704 19.3%</b>	<b>60,557</b>

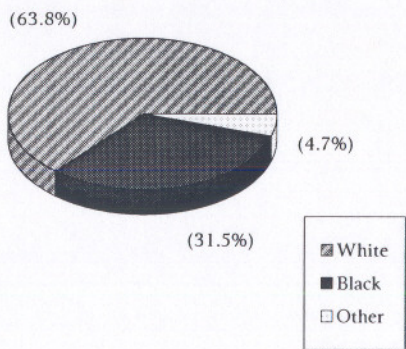




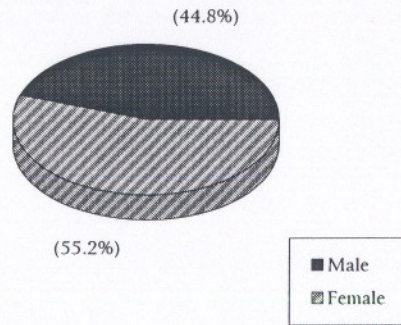
## ON-CAMPUS AND OFF-CAMPUS HEADCOUNT ENROLLMENT BY ETHNICITY, BY GENDER, AND BY RESIDENT AND NONRESIDENT FALL, 1996-97

Institution	White		Black		Other		Male		Female		Resident		Nonresident		Total
Alcorn State University	131	4.3%	2,930	95.3%	12	0.4%	1,150	37.4%	1,923	62.6%	2,725	88.7%	348	11.3%	3,073
Delta State University	2,833	70.6%	1,132	28.2%	50	1.2%	1,568	39.1%	2,447	60.9%	3,792	94.4%	223	5.6%	4,015
Jackson State University	147	2.4%	5,874	94.5%	197	3.2%	2,628	42.3%	3,590	57.7%	4,629	74.4%	1,589	25.6%	6,218
Mississippi State University	11,626	78.2%	2,206	14.8%	1,027	6.9%	8,334	56.1%	6,525	43.9%	11,643	78.4%	3,216	21.6%	14,859
Mississippi University for Women	2,353	71.8%	845	25.8%	79	2.4%	566	17.3%	2,711	82.7%	2,971	90.7%	306	9.3%	3,277
Mississippi Valley State University	30	1.4%	2,163	98.4%	6	0.3%	943	42.9%	1,256	57.1%	1,926	87.6%	273	12.4%	2,199
University of Mississippi	9,023	82.1%	1,228	11.2%	742	6.7%	5,242	47.7%	5,751	52.3%	7,043	64.1%	3,950	35.9%	10,993
University of Mississippi Medical Center	1,514	83.8%	165	9.1%	127	7.0%	892	49.4%	914	50.6%	1,531	84.8%	275	15.2%	1,806
University of Southern Mississippi	10,985	77.8%	2,542	18.0%	590	4.2%	5,801	41.1%	8,316	58.9%	11,647	82.5%	2,470	17.5%	14,117
<b>TOTAL</b>	<b>38,642</b>	<b>63.8%</b>	<b>19,085</b>	<b>31.5%</b>	<b>2,830</b>	<b>4.7%</b>	<b>27,124</b>	<b>44.8%</b>	<b>33,433</b>	<b>55.2%</b>	<b>47,907</b>	<b>79.1%</b>	<b>12,650</b>	<b>20.9%</b>	<b>60,557</b>

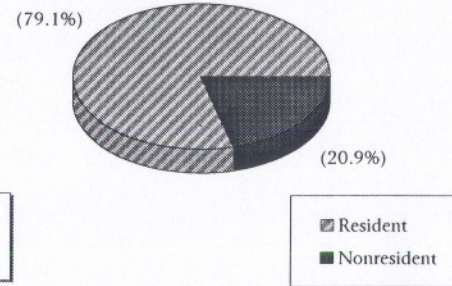
Ethnicity



Gender



Residence



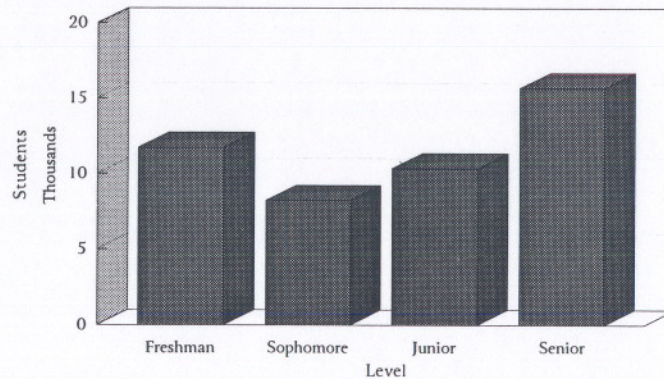
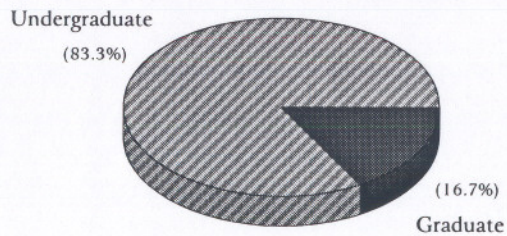


On-Campus



# ON-CAMPUS HEADCOUNT ENROLLMENT BY LEVEL FALL, 1996-97

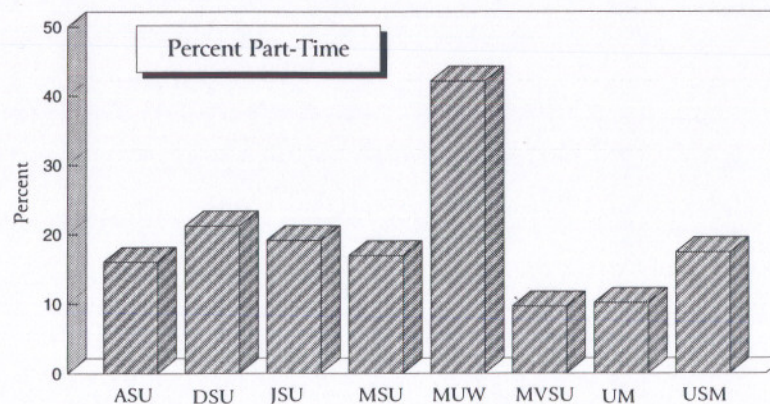
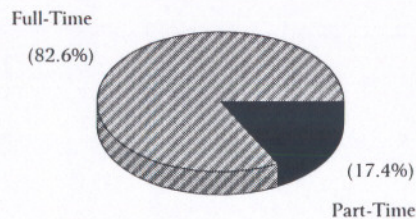
<u>Institution</u>	<u>Freshman</u>	<u>Sophomore</u>	<u>Junior</u>	<u>Senior</u>	<u>Undergraduate</u>	<u>Graduate</u>	<u>Total</u>
Alcorn State University	1,016	631	480	595	2,722 88.6%	351 11.4%	3,073
Delta State University	840	557	795	1,113	3,305 85.6%	555 14.4%	3,860
Jackson State University	1,630	1,064	996	1,453	5,143 83.0%	1,050 17.0%	6,193
Mississippi State University	2,591	2,083	2,706	4,168	11,548 82.1%	2,516 17.9%	14,064
Mississippi University for Women	762	453	536	1,073	2,824 92.0%	245 8.0%	3,069
Mississippi Valley State University	825	432	363	495	2,115 96.2%	84 3.8%	2,199
University of Mississippi	2,231	1,457	1,861	2,568	8,117 79.0%	2,163 21.0%	10,280
University of Southern Mississippi	1,843	1,551	2,611	4,225	10,230 81.9%	2,267 18.1%	12,497
<b>TOTAL</b>	<b>11,738</b>	<b>8,228</b>	<b>10,348</b>	<b>15,690</b>	<b>46,004 83.3%</b>	<b>9,231 16.7%</b>	<b>55,235</b>





## ON-CAMPUS HEADCOUNT ENROLLMENT AND FULL-TIME EQUIVALENT ENROLLMENT BY LEVEL AND FULL-TIME AND PART-TIME FALL, 1996-97

Institution	Headcount				Full-Time Equivalent				FTE Percent Of Headcount
	Full-Time	Part-Time	Total	Percent Part-Time	Lower	Upper	Graduate	Total	
Alcorn State University	2,580	493	3,073	16.0	1,683.3	1,100.7	183.8	2,967.8	96.6
Delta State University	3,040	820	3,860	21.2	1,260.5	1,780.7	280.8	3,322.0	86.1
Jackson State University	5,011	1,182	6,193	19.1	2,566.9	2,253.2	590.2	5,410.3	87.4
Mississippi State University	11,687	2,377	14,064	16.9	4,367.7	6,150.9	1,742.0	12,260.6	87.2
Mississippi University for Women	1,778	1,291	3,069	42.1	922.5	1,108.4	93.1	2,124.0	69.2
Mississippi Valley State University	1,988	211	2,199	9.6	1,254.4	873.3	35.8	2,163.5	98.4
University of Mississippi	9,240	1,040	10,280	10.1	3,569.3	4,248.2	1,846.6	9,664.1	94.0
University of Southern Mississippi	10,325	2,172	12,497	17.4	3,326.5	6,334.5	1,604.2	11,265.2	90.1
<b>TOTAL</b>	<b>45,649</b>	<b>9,586</b>	<b>55,235</b>	<b>17.4</b>	<b>18,951.1</b>	<b>23,849.9</b>	<b>6,376.5</b>	<b>49,177.5</b>	<b>89.0</b>

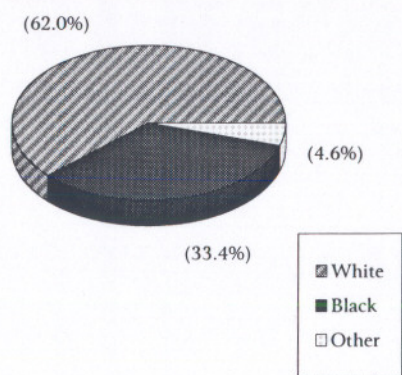




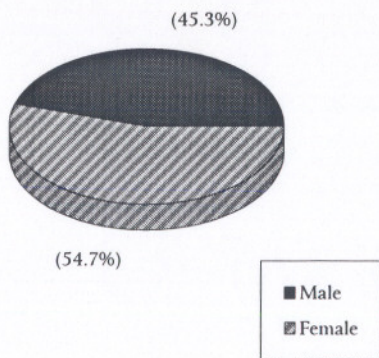
## ON-CAMPUS HEADCOUNT ENROLLMENT BY ETHNICITY, BY GENDER, AND BY RESIDENT AND NONRESIDENT FALL, 1996-97

Institution	White		Black		Other		Male		Female		Resident		Nonresident		Total
Alcorn State University	131	4.3%	2,930	95.3%	12	0.4%	1,150	37.4%	1,923	62.6%	2,725	88.7%	348	11.3%	3,073
Delta State University	2,745	71.1%	1,067	27.6%	48	1.2%	1,526	39.5%	2,334	60.5%	3,639	94.3%	221	5.7%	3,860
Jackson State University	128	2.1%	5,869	94.8%	196	3.2%	2,608	42.1%	3,585	57.9%	4,605	74.4%	1,588	25.6%	6,193
Mississippi State University	10,997	78.2%	2,091	14.9%	976	6.9%	8,058	57.3%	6,006	42.7%	10,870	77.3%	3,194	22.7%	14,064
Mississippi University for Women	2,208	71.9%	785	25.6%	76	2.5%	528	17.2%	2,541	82.8%	2,772	90.3%	297	9.7%	3,069
Mississippi Valley State University	30	1.4%	2,163	98.4%	6	0.3%	943	42.9%	1,256	57.1%	1,926	87.6%	273	12.4%	2,199
University of Mississippi	8,396	81.7%	1,156	11.2%	728	7.1%	5,007	48.7%	5,273	51.3%	6,334	61.6%	3,946	38.4%	10,280
University of Southern Mississippi	9,591	76.7%	2,385	19.1%	521	4.2%	5,219	41.8%	7,278	58.2%	10,049	80.4%	2,448	19.6%	12,497
<b>TOTAL</b>	<b>34,226</b>	<b>62.0%</b>	<b>18,446</b>	<b>33.4%</b>	<b>2,563</b>	<b>4.6%</b>	<b>25,039</b>	<b>45.3%</b>	<b>30,196</b>	<b>54.7%</b>	<b>42,920</b>	<b>77.7%</b>	<b>12,315</b>	<b>22.3%</b>	<b>55,235</b>

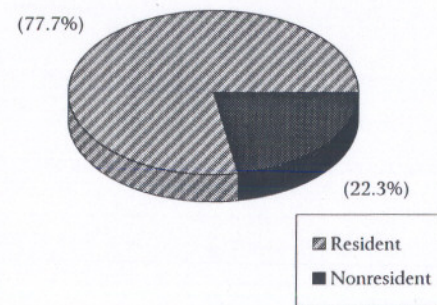
Ethnicity



Gender



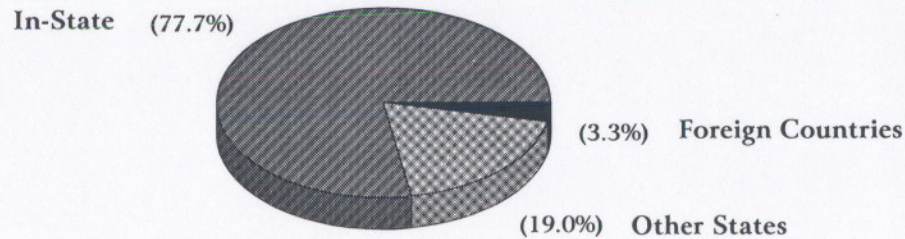
Residence





**ON-CAMPUS HEADCOUNT ENROLLMENT  
BY STUDENTS' ORIGIN  
FALL, 1996-97**

<u>Institution</u>	<u>Number of Students from Adjacent Counties</u>	<u>Number of Students from In-State</u>	<u>Number of Students from Other States</u>	<u>Number of Students from Foreign Countries</u>	<u>Total On-Campus Enrollment</u>	<u>Percent of In-State Students to Total On-Campus Enrollment</u>	<u>Percent of In-State Students from Adjacent Counties</u>
Alcorn State University	913	2,725	343	5	3,073	88.7%	33.5%
Delta State University	2,160	3,639	197	24	3,860	94.3%	59.4%
Jackson State University	3,031	4,605	1,300	288	6,193	74.4%	65.8%
Mississippi State University	3,235	10,870	2,523	671	14,064	77.3%	29.8%
Mississippi University for Women	2,058	2,772	257	40	3,069	90.3%	74.2%
Mississippi Valley State University	969	1,926	273	0	2,199	87.6%	50.3%
University of Mississippi	2,135	6,334	3,451	495	10,280	61.6%	33.7%
University of Southern Mississippi	3,882	10,049	2,124	324	12,497	80.4%	38.6%
<b>TOTAL</b>	<b>18,383</b>	<b>42,920</b>	<b>10,468</b>	<b>1,847</b>	<b>55,235</b>	<b>77.7%</b>	<b>42.8%</b>





**ON-CAMPUS HEADCOUNT ENROLLMENT  
BY OUT-OF-STATE STUDENTS' RESIDENCE  
FALL, 1996-97**

	<u>ASU</u>	<u>DSU</u>	<u>JSU</u>	<u>MSU</u>	<u>MUW</u>	<u>MVSU</u>	<u>UM</u>	<u>USM</u>	<u>Total</u>
Total Enrollment	3,073	3,860	6,193	14,064	3,069	2,199	10,280	12,497	55,235
Total Nonresident	348	221	1,588	3,194	297	273	3,946	2,448	12,315
Nonresident Percent of Total Enrollment	11.3%	5.7%	25.6%	22.7%	9.7%	12.4%	38.4%	19.6%	22.3%
<b>Nonresidents from SREB States</b>									
Alabama	9	9	87	609	122	26	268	245	1,375
Arkansas	13	28	28	135	4	10	257	25	500
Florida	6	16	23	152	12	13	202	182	606
Georgia	16	2	49	101	18	10	268	56	520
Kentucky	2	0	3	49	1	1	82	9	147
Louisiana	126	34	117	228	33	22	465	1,092	2,117
Maryland	2	1	5	15	1	1	24	13	62
North Carolina	1	1	2	39	2	1	40	12	98
Oklahoma	0	0	24	14	0	1	19	15	73
South Carolina	1	0	4	28	0	0	30	11	74
Tennessee	11	55	105	450	36	45	734	63	1,499
Texas	42	14	42	140	6	9	328	74	655
Virginia	1	0	5	40	3	2	85	24	160
West Virginia	1	0	0	6	0	0	2	4	13
<b>Total SREB States</b>	<b>231</b>	<b>160</b>	<b>494</b>	<b>2,006</b>	<b>238</b>	<b>141</b>	<b>2,804</b>	<b>1,825</b>	<b>7,899</b>
From Other U.S. States	112	37	806	517	19	132	647	299	2,569
From Foreign Countries	5	24	288	671	40	0	495	324	1,847
Foreign Countries Represented (Total represents unique countries)	1	7	33	73	22	0	63	60	120



**ON-CAMPUS HEADCOUNT ENROLLMENT  
BY COUNTIES FOR RESIDENTS OF MISSISSIPPI  
FALL, 1996-97**

<u>County of Residence</u>	<u>ASU</u>	<u>DSU</u>	<u>JSU</u>	<u>MSU</u>	<u>MUW</u>	<u>MVSU</u>	<u>UM</u>	<u>USM</u>	<u>Total</u>
Adams	338	20	46	103	6	2	61	143	719
Alcorn	2	4	4	132	10	0	82	42	276
Amite	44	4	30	25	1	0	12	64	180
Attala	12	8	22	196	14	11	48	23	334
Benton	1	1	0	9	0	0	26	1	38
Bolivar	76	1,090	70	126	8	155	58	57	1,640
Calhoun	4	33	6	79	12	1	88	8	231
Carroll	10	42	10	66	8	33	50	3	222
Chickasaw	3	12	9	145	45	4	45	11	274
Choctaw	1	3	3	135	10	0	33	3	188
Claiborne	233	3	39	25	1	2	10	11	324
Clarke	8	3	7	42	3	3	12	73	151
Clay	10	2	12	271	201	7	20	18	541
Coahoma	47	256	60	72	11	50	132	15	643
Copiah	64	5	82	60	1	8	23	104	347
Covington	19	1	8	35	2	1	14	163	243
DeSoto	0	124	6	152	16	3	265	14	580
Forrest	17	6	29	165	7	2	77	2,043	2,346
Franklin	43	3	3	20	0	0	11	33	113
George	2	5	5	30	4	0	12	94	152
Greene	3	1	1	11	0	0	2	53	71
Grenada	12	137	22	90	8	25	93	12	399
Hancock	6	1	3	32	0	2	29	175	248
Harrison	24	21	48	339	14	18	196	875	1,535
Hinds	215	61	2,328	912	44	36	526	683	4,805
Holmes	62	33	89	78	7	93	19	29	410



**ON-CAMPUS HEADCOUNT ENROLLMENT  
BY COUNTIES FOR RESIDENTS OF MISSISSIPPI  
FALL, 1996-97 (CONTINUED)**

<u>County of Residence</u>	<u>ASU</u>	<u>DSU</u>	<u>JSU</u>	<u>MSU</u>	<u>MUW</u>	<u>MVSU</u>	<u>UM</u>	<u>USM</u>	<u>Total</u>
Humphreys	27	42	35	17	2	93	12	11	239
Issaquena	3	12	4	3	0	1	1	1	25
Itawamba	2	3	2	66	13	0	48	8	142
Jackson	71	29	70	331	15	15	150	507	1,188
Jasper	33	1	22	38	2	5	15	110	226
Jefferson	240	1	14	15	1	0	4	11	286
Jefferson Davis	35	1	22	12	2	1	4	101	178
Jones	22	4	26	126	9	1	67	566	821
Kemper	3	0	5	30	19	1	5	13	76
Lafayette	1	16	14	57	6	3	1,228	20	1,345
Lamar	1	1	2	29	3	2	22	595	655
Lauderdale	27	5	56	317	21	22	85	225	758
Lawrence	18	5	25	21	1	4	6	125	205
Leake	15	4	55	79	7	15	18	39	232
Lee	5	25	14	413	69	12	278	48	864
Leflore	48	165	73	104	5	539	74	21	1,029
Lincoln	51	6	39	78	2	0	31	191	398
Lowndes	18	21	17	580	1,353	13	80	59	2,141
Madison	70	37	196	244	16	36	140	115	854
Marion	41	3	28	40	2	1	15	241	371
Marshall	4	6	13	61	7	3	140	7	241
Monroe	2	16	7	191	272	4	76	15	583
Montgomery	4	21	7	115	6	30	66	6	255
Neshoba	6	11	9	125	9	2	24	38	224
Newton	12	5	13	67	8	13	27	66	211



**ON-CAMPUS HEADCOUNT ENROLLMENT  
BY COUNTIES FOR RESIDENTS OF MISSISSIPPI  
FALL, 1996-97 (CONTINUED)**

<u>County of Residence</u>	<u>ASU</u>	<u>DSU</u>	<u>JSU</u>	<u>MSU</u>	<u>MUW</u>	<u>MVSU</u>	<u>UM</u>	<u>USM</u>	<u>Total</u>
Noxubee	10	0	12	101	69	7	7	17	223
Oktibbeha	1	7	16	1,752	163	2	40	28	2,009
Panola	17	50	27	84	7	12	217	8	422
Pearl River	11	5	6	98	7	1	17	325	470
Perry	1	1	2	22	0	1	6	87	120
Pike	92	12	52	90	3	2	52	276	579
Pontotoc	3	9	1	77	10	3	134	2	239
Prentiss	0	2	3	77	14	0	56	8	160
Quitman	7	51	32	25	0	29	36	11	191
Rankin	24	63	150	411	19	6	234	365	1,272
Scott	17	6	34	62	17	4	24	68	232
Sharkey	13	52	22	33	3	33	10	8	174
Simpson	23	3	48	31	4	0	17	161	287
Smith	6	6	4	28	2	2	6	95	149
Stone	5	0	1	25	0	2	13	103	149
Sunflower	36	257	47	59	8	153	39	21	620
Tallahatchie	6	64	21	29	4	33	45	5	207
Tate	0	40	10	62	4	10	92	18	236
Tippah	0	1	1	72	4	0	84	6	168
Tishomingo	0	3	3	61	6	1	38	5	117
Tunica	2	16	13	13	3	17	25	0	89
Union	1	6	1	81	8	0	130	6	233
Walthall	21	3	24	22	1	0	12	92	175
Warren	161	26	111	260	14	9	99	154	834
Washington	130	557	110	212	12	280	103	95	1,499

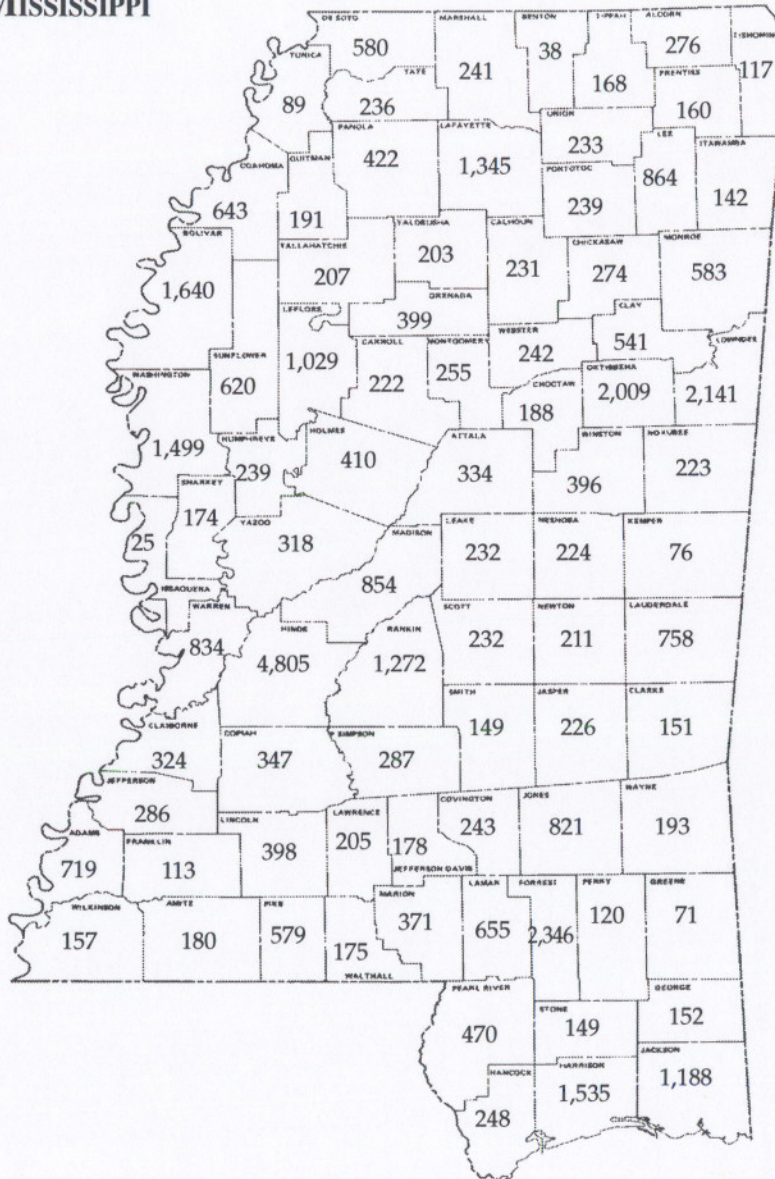


**ON-CAMPUS HEADCOUNT ENROLLMENT  
BY COUNTIES FOR RESIDENTS OF MISSISSIPPI  
FALL, 1996-97 (CONTINUED)**

<u>County of Residence</u>	<u>ASU</u>	<u>DSU</u>	<u>JSU</u>	<u>MSU</u>	<u>MUW</u>	<u>MVSU</u>	<u>UM</u>	<u>USM</u>	<u>Total</u>
Wayne	13	3	11	36	2	8	11	109	193
Webster	0	2	0	178	19	5	37	1	242
Wilkinson	71	0	22	14	2	3	13	32	157
Winston	7	8	27	218	77	6	30	23	396
Yalobusha	7	28	7	38	0	10	106	7	203
Yazoo	25	39	77	90	7	15	41	24	318
<b>TOTAL</b>	<b>2,725</b>	<b>3,639</b>	<b>4,605</b>	<b>10,870</b>	<b>2,772</b>	<b>1,926</b>	<b>6,334</b>	<b>10,049</b>	<b>42,920</b>



**LOCATION OF ON-CAMPUS STUDENTS  
BY COUNTIES FOR RESIDENTS OF MISSISSIPPI  
FALL, 1996-97**





## ON-CAMPUS HEADCOUNT ENROLLMENT BY PROGRAM CATEGORY FALL, 1996-97

Six Digit CIP Program Category	ASU	DSU	JSU	MSU	MUW	MYSU	UM	USM	Total
Accounting - 520301	104	178	276	462	115	2	476	481	2,094
Administrative Assistant/Secretarial Science, General - 520401	7	0	0	0	0	0	0	0	7
Adult and Continuing Education Administration - 130403	0	0	0	0	0	0	0	9	9
Advertising - 090201	0	0	0	0	0	0	0	59	59
Aerospace, Aeronautical and Astronautical Engineering - 140201	0	0	0	82	0	0	0	0	82
Agricultural Business and Management, General - 010101	31	0	0	19	0	0	0	0	50
Agricultural Business/Agribusiness Operations - 010102	0	0	0	76	0	0	0	0	76
Agricultural Economics - 010103	112	0	0	82	0	0	0	0	194
Agricultural Engineering - 140301	0	0	0	5	0	0	0	0	5
Agricultural Teacher Education (Vocational) - 131301	8	0	0	54	0	0	0	0	62
Agriculture/Agricultural Sciences, General - 020101	38	0	0	54	0	0	0	0	92
Agronomy and Crop Science - 020402	8	0	0	182	0	0	0	0	190
Aircraft Pilot and Navigator (Professional) - 490102	0	68	0	0	0	0	0	0	68
American Studies/Civilization - 050102	0	0	0	0	0	0	0	17	17
Animal Sciences, General - 020201	24	0	0	18	0	0	0	0	42
Anthropology - 450201	0	0	0	32	0	0	44	58	134
Applied Mathematics, General - 270301	0	0	0	13	0	0	0	0	13
Architectural Engineering Technology/Technician - 150101	0	0	0	0	0	0	0	177	177
Architecture - 040201	0	0	0	277	0	0	0	0	277
Area Studies, Other - 050199	0	0	0	0	0	0	87	0	87
Art History, Criticism and Conservation - 500703	0	0	0	0	0	0	21	0	21
Art Teacher Education - 131302	0	0	0	0	11	0	1	7	19
Atmospheric Sciences and Meteorology - 400401	0	0	21	0	0	0	0	0	21
Aviation Management - 490104	0	4	0	0	0	0	0	0	4
Aviation and Airway Science - 490101	0	16	0	0	0	0	0	0	16
Biochemistry - 260202	0	0	0	48	0	0	0	0	48
Bioengineering and Biomedical Engineering - 140501	0	0	0	118	0	0	0	0	118
Biological Sciences/Life Sciences, Other - 269999	0	0	0	0	0	0	353	0	353
Biological and Physical Sciences - 300101	0	52	0	14	0	0	0	0	66
Biology, General - 260101	423	319	969	574	115	52	544	935	3,931
Broadcast Journalism - 090402	0	0	0	0	34	0	0	0	34
Business Administration and Management, General - 520201	165	138	509	846	238	81	329	428	2,734
Business Marketing and Marketing Management - 521401	0	62	104	529	0	0	236	201	1,132
Business Teacher Education (Vocational) - 131303	3	19	51	54	0	0	0	28	155
Business, General - 520101	0	142	0	0	0	0	758	0	900
Business/Managerial Economics - 520601	0	0	16	14	0	0	51	154	235
Chemical Engineering - 140701	0	0	0	349	0	0	84	0	433
Chemistry, General - 400501	40	61	88	112	19	0	91	136	547
Chemistry, Other - 400599	0	0	0	0	0	0	0	167	167
City/Urban, Community and Regional Planning - 040301	0	0	0	0	0	0	0	13	13
Civil Engineering, General - 140801	0	0	0	272	0	0	73	0	345
Classics and Classical Languages and Literatures - 161201	0	0	0	0	0	0	7	0	7
Clinical Psychology - 420201	0	0	4	0	0	0	0	0	4
Clothing/Apparel and Textile Studies - 190901	0	0	0	0	13	0	0	50	63
Communications, General - 090101	0	0	0	272	0	0	0	90	362



**ON-CAMPUS HEADCOUNT ENROLLMENT  
BY PROGRAM CATEGORY  
FALL, 1996-97 (CONTINUED)**

Six Digit CIP Program Category	ASU	DSU	JSU	MSU	MUW	MVSU	UM	USM	Total
Communications, Other - 099999	0	0	0	2	0	0	39	79	120
Community Organization, Resources and Services - 440201	0	3	0	0	0	0	0	0	3
Computer Engineering - 140901	0	0	0	292	0	0	0	0	292
Computer Engineering Technology/Technician - 150301	0	0	0	0	0	0	0	120	120
Computer and Information Sciences, General - 110101	0	0	426	241	0	37	117	264	1,085
Computer and Information Sciences, Other - 119999	155	0	0	0	0	0	0	22	177
Counseling Psychology - 420601	0	0	0	0	0	0	0	67	67
Counselor Education Counseling and Guidance Services - 131101	0	77	109	154	0	0	0	43	383
Court Reporter - 520405	0	0	0	0	0	0	55	0	55
Criminal Justice Studies - 430104	57	118	282	0	0	45	0	338	840
Criminal Justice/Law Enforcement Administration - 430103	0	0	0	0	0	4	158	0	162
Curriculum and Instruction - 130301	0	0	0	0	0	0	70	58	128
Dance - 500301	0	0	0	0	0	0	0	50	50
Dietetics/Human Nutritional Services - 190503	0	0	0	0	0	0	0	115	115
Drama/Theater Arts, General - 500501	0	0	0	0	0	0	89	95	184
Economics, General - 450601	1	0	0	2	0	0	6	0	9
Education Administration and Supervision, General - 130401	0	41	68	49	0	0	61	55	274
Education of the Deaf and Hearing Impaired - 131003	0	0	0	0	0	0	0	41	41
Education of the Gifted and Talented - 131004	0	0	0	0	22	0	0	0	22
Education, General - 130101	0	25	0	248	0	0	90	189	552
Education, Other - 139999	0	0	26	0	0	0	0	15	41
Educational Psychology - 130802	49	0	0	203	0	0	65	0	317
Electrical, Electronic and Communications Eng. Tech./Technician - 150303	0	0	0	0	0	0	0	124	124
Electrical, Electronics and Communication Engineering - 141001	0	0	0	425	0	0	102	0	527
Elementary Teacher Education - 131202	213	319	388	592	271	92	367	622	2,864
Engineering Mechanics - 141101	0	0	0	5	0	0	0	0	5
Engineering Science - 141301	0	0	0	0	0	0	157	0	157
Engineering, General - 140101	0	0	0	44	0	0	60	0	104
Engineering-Related Technology/Technician, General - 151101	0	0	0	0	0	0	0	25	25
English Language and Literature, General - 230101	32	57	137	146	77	12	455	387	1,303
English Teacher Education - 131305	0	30	0	0	0	0	0	0	30
Entomology - 260702	0	0	0	20	0	0	0	0	20
Environmental Science/Studies - 030102	0	0	38	0	0	0	0	0	38
Environmental and Pollution Control Technology/Technician - 150507	0	0	14	0	0	0	0	0	14
Exercise Sciences/Physiology and Movement Studies - 310505	0	0	0	0	0	0	167	0	167
Family Life and Relations Studies - 190704	0	0	0	0	0	0	0	101	101
Family/Consumer Resource Management, Other - 190499	0	0	0	0	0	0	0	27	27
Fashion Merchandising - 080102	0	24	0	0	0	0	0	0	24
Finance, General - 520801	0	46	79	169	0	0	225	177	696
Fine Arts and Art Studies, Other - 500799	0	0	0	14	0	0	0	0	14
Fishing and Fisheries Sciences and Management - 030301	0	0	0	6	0	0	0	0	6
Food Sciences and Technology - 020301	0	0	0	95	0	0	0	0	95
Food Systems Administration - 190505	0	0	0	0	0	0	0	8	8
Foods and Nutrition Studies, General - 190501	12	0	0	0	0	0	0	6	18
Foreign Languages Teacher Education - 131306	0	0	0	0	0	0	0	55	55



**ON-CAMPUS HEADCOUNT ENROLLMENT  
BY PROGRAM CATEGORY  
FALL, 1996-97 (CONTINUED)**

Six Digit CIP Program Category	ASU	DSU	JSU	MSU	MUW	MYSU	UM	USM	Total
Foreign Languages and Literatures, General - 160101	0	4	1	34	0	0	0	53	92
Forensic Technology/Technician - 430106	0	0	0	0	0	0	9	0	9
Forest Harvesting and Production Technology/Technician - 030401	0	0	0	35	0	0	0	0	35
Forestry, General - 030501	0	0	0	377	0	0	0	0	377
French Language and Literature - 160901	0	0	0	0	0	0	16	0	16
Genetics, Plant and Animal - 260613	0	0	0	5	0	0	0	0	5
Geography - 450701	0	0	0	0	0	0	0	52	52
Geological Engineering - 141501	0	0	0	0	0	0	47	0	47
Geology - 400601	0	0	0	342	0	0	5	37	384
German Language and Literature - 160501	0	0	0	0	0	0	12	0	12
Health Professions and Related Sciences, Other - 519999	38	0	0	0	0	0	0	0	38
Health System/Health Services Administration - 510701	0	0	0	0	0	0	7	0	7
Health and Medical Laboratory Technol./Technicians, Oth. - 511099	0	0	0	2	0	0	0	0	2
Health and Physical Education, General - 310501	0	0	0	0	86	0	0	203	289
Health and Physical Education/Fitness, Other - 310599	0	0	0	0	0	0	13	0	13
Higher Education Administration - 130406	0	0	0	0	0	0	32	0	32
History, General - 450801	19	29	45	132	29	1	200	292	747
Home Economics Teacher Education (Vocational) - 131308	2	0	0	0	0	0	0	0	2
Home Economics, General - 190101	10	24	0	234	0	0	168	9	445
Horticulture Science - 020403	0	0	0	74	0	0	0	0	74
Hotel/Motel and Restaurant Management - 520902	0	0	0	0	0	0	0	125	125
Human Resources Management - 521001	0	0	0	0	0	0	0	120	120
Individual and Family Development Studies, General - 190701	0	0	0	0	94	0	0	0	94
Industrial Production Technologies/Technicians, Other - 150699	0	0	0	29	0	0	0	0	29
Industrial/Manufacturing Engineering - 141701	0	0	0	188	0	0	0	0	188
Industrial/Manufacturing Technology/Technician - 150603	62	0	233	148	0	25	0	24	492
Insurance and Risk Management - 520805	0	41	0	24	0	0	25	0	90
Interior Architecture - 040501	0	0	0	0	0	0	42	56	98
Journalism - 090401	0	0	0	0	30	0	248	134	412
Landscape Architecture - 040601	0	0	0	133	0	0	0	0	133
Landscaping Operations and Management - 010605	0	0	0	49	0	0	0	0	49
Law (LL.B., J.D.) - 220101	0	0	0	0	0	0	510	0	510
Liberal Arts and Sciences/Liberal Studies - 240101	0	0	0	951	0	0	0	0	951
Library Science/Librarianship - 250101	0	0	0	0	0	0	0	89	89
Linguistics - 160102	0	0	0	0	0	0	1	0	1
Management Information Systems & Bus. Data Processing, Gen. - 521201	0	181	0	188	0	0	85	101	555
Mass Communications - 090403	48	0	238	0	0	0	0	0	286
Mathematical Statistics - 270501	0	0	0	10	0	0	0	0	10
Mathematics - 270101	29	41	127	171	46	5	75	122	616
Mathematics Teacher Education - 131311	4	37	23	0	0	0	0	0	64
Mechanical Engineering - 141901	0	0	0	434	0	0	66	0	500
Mechanical Engineering/Mechanical Technology/Technician - 150805	0	0	0	0	0	0	0	43	43
Medical Pharmacology and Pharmaceutical Sciences - 512003	0	0	0	0	0	0	12	0	12
Medical Records Administration - 510706	1	0	0	0	0	0	0	0	1
Medical Technology - 511005	38	15	0	54	0	0	7	132	246



**ON-CAMPUS HEADCOUNT ENROLLMENT  
BY PROGRAM CATEGORY  
FALL, 1996-97 (CONTINUED)**

Six Digit CIP Program Category	ASU	DSU	JSU	MSU	MUW	MYSU	UM	USM	Total
Medicinal/Pharmaceutical Chemistry - 400505	0	0	0	0	0	0	11	0	11
Microbiology/Bacteriology - 260501	0	0	0	103	54	0	0	0	157
Molecular Biology - 260402	0	0	0	6	0	0	0	0	6
Multi/Interdisciplinary Studies, Other - 309999	0	0	0	35	0	0	0	32	67
Music - General Performance - 500903	13	2	11	0	0	0	0	23	49
Music Teacher Education - 131312	27	70	101	54	11	12	0	154	429
Music, General - 500901	0	10	0	0	28	1	132	169	340
Nursing (R.N. Training) - 511601	113	194	0	0	419	0	0	617	1,343
Nursing Administration (Post-R.N.) - 511602	0	0	0	0	0	0	0	113	113
Nursing, Other - 511699	0	25	0	0	0	0	0	0	25
Nutritional Sciences - 260609	0	0	0	41	0	0	0	24	65
Oceanography - 400702	0	0	0	0	0	0	0	43	43
Office Supervision and Management - 520204	0	28	34	0	0	6	0	0	68
Paralegal/Legal Assistant - 220103	0	0	0	0	81	0	0	109	190
Parks, Recreation and Leisure Facilities Management - 310301	0	0	0	0	0	0	3	0	3
Parks, Recreation and Leisure Studies - 310101	7	0	0	0	0	0	72	91	170
Pharmacology, Human and Animal - 260705	0	0	0	0	0	0	8	0	8
Pharmacy (B. Pharm., Pharm.D.) - 512001	0	0	0	0	0	0	394	0	394
Philosophy - 380101	0	0	0	18	0	0	19	22	59
Physical Education Teaching and Coaching - 131314	47	133	137	338	0	32	0	512	1,199
Physical Sciences, General - 400101	0	0	0	0	8	0	0	0	8
Physical Therapy - 512308	113	0	0	0	0	0	0	0	113
Physics, General - 400801	0	0	14	40	0	0	40	23	117
Physiology, Human and Animal - 260706	0	0	0	15	0	0	0	0	15
Plant Pathology - 260305	0	0	0	6	0	0	0	0	6
Plant Protection (Pest Management) - 020408	0	0	0	63	0	0	0	0	63
Political Science, General - 451001	32	16	156	164	16	11	300	176	871
Poultry Science - 020209	0	0	0	74	0	0	0	0	74
Pre-Elementary/Early Childhood/Kindergarten Teacher Education - 131204	6	0	33	0	0	0	0	0	39
Psychology, General - 420101	0	102	206	296	68	0	361	546	1,579
Public Administration - 440401	0	0	96	48	0	0	25	0	169
Public Health, General - 512201	0	0	0	0	0	0	0	109	109
Public Relations and Organizational Communications - 090501	0	0	0	0	0	8	0	18	26
Radio and Television Broadcasting - 090701	0	0	0	0	0	0	62	171	233
Real Estate - 521501	0	0	0	39	0	0	32	1	72
Science Teacher Education, General - 131316	0	0	5	0	0	0	0	32	37
Secondary Teacher Education - 131205	116	0	11	347	0	5	9	0	488
Social Science Teacher Education - 131317	2	64	35	0	0	0	0	0	101
Social Sciences, General - 450101	0	35	0	0	27	0	0	0	62
Social Work - 440701	0	126	261	90	0	23	144	269	913
Sociology - 451101	73	0	83	166	0	8	50	1	381
Spanish Language and Literature - 160905	0	0	0	0	4	0	26	0	30
Special Education, General - 131001	10	66	74	77	1	0	43	171	442
Speech and Rhetorical Studies - 231001	0	0	86	0	0	3	0	0	89
Speech-Language Pathology - 510203	0	0	0	0	99	0	0	0	99



**ON-CAMPUS HEADCOUNT ENROLLMENT**  
**BY PROGRAM CATEGORY**  
**FALL, 1996-97 (CONTINUED)**

Six Digit CIP Program Category	ASU	DSU	ISU	MSU	MUW	MVSU	UM	USM	Total
Speech-Language Pathology and Audiology - 510204	0	62	0	0	0	0	182	272	516
Taxation - 521601	0	0	0	3	0	0	6	0	9
Teacher Ed., Specific Academic & Vocational Programs, Oth. - 131399	0	28	0	55	0	0	0	0	83
Technical Teacher Education (Vocational) - 131319	1	0	0	53	0	0	0	0	54
Technology Teacher Education/Industrial Arts Teacher Education - 131309	87	0	11	0	0	0	0	63	161
Travel-Tourism Management - 520903	0	0	0	5	0	0	0	0	5
Urban Affairs/Studies - 451201	0	0	24	0	0	0	0	0	24
Veterinary Clinical Sciences (M.S., Ph.D.) - 512501	0	0	0	29	0	0	0	0	29
Veterinary Medicine (D.V.M.) - 512401	0	0	0	191	0	0	0	0	191
Visual and Performing Arts - 500101	0	127	37	207	73	8	160	133	745
Vocational Rehabilitation Counseling - 512310	0	0	32	0	0	0	0	0	32
Water Quality and Wastewater Treatment Technology/Technician - 150506	0	0	0	0	0	5	0	0	5
Wildlife and Wildlands Management - 030601	0	0	0	79	0	0	0	0	79
Wood Science and Pulp/Paper Technology - 030509	0	0	0	16	0	0	0	0	16
Unclassified	693	601	474	527	980	1,721	1,183	918	7,097
<b>TOTAL</b>	<b>3,073</b>	<b>3,860</b>	<b>6,193</b>	<b>14,064</b>	<b>3,069</b>	<b>2,199</b>	<b>10,280</b>	<b>12,497</b>	<b>55,235</b>



**ON-CAMPUS GRADUATE HEADCOUNT ENROLLMENT  
BY ACADEMIC PROGRAM LEVELS AND BY FULL-TIME AND PART-TIME  
FALL, 1996-97**

Institution	Master's Program			Specialist Program			Doctoral Program			First Professional			Unclassified			Total All Programs
	Full Time	Part Time	Total	Full Time	Part Time	Total	Full Time	Part Time	Total	Full Time	Part Time	Total	Full Time	Part Time	Total	
ASU	115	236	351	0	0	0	0	0	0	0	0	0	0	0	0	351
DSU	186	336	522	1	7	8	10	15	25	0	0	0	0	0	0	555
JSU	316	420	736	6	23	29	53	73	126	0	0	0	27	132	159	1,050
MSU	871	437	1,308	5	36	41	430	309	739	191	0	191	28	209	237	2,516
MUW	58	187	245	0	0	0	0	0	0	0	0	0	0	0	0	245
MVSU	7	77	84	0	0	0	0	0	0	0	0	0	0	0	0	84
UM	731	203	934	0	3	3	379	166	545	507	4	511	81	89	170	2,163
USM	884	607	1,491	3	31	34	329	227	556	0	0	0	24	162	186	2,267
<b>TOTAL</b>	<b>3,168</b>	<b>2,503</b>	<b>5,671</b>	<b>15</b>	<b>100</b>	<b>115</b>	<b>1,201</b>	<b>790</b>	<b>1,991</b>	<b>698</b>	<b>4</b>	<b>702</b>	<b>160</b>	<b>592</b>	<b>752</b>	<b>9,231</b>



## ON-CAMPUS GRADUATE HEADCOUNT ENROLLMENT

### BY PROGRAM CATEGORY

### FALL, 1996-97

Six Digit CIP Program Category	ASU	DSU	ISU	MSU	MUW	MYSU	UM	USM	Total
Accounting - 520301	1	21	14	37	0	0	84	25	182
Adult and Continuing Education Administration - 130403	0	0	0	0	0	0	0	9	9
Aerospace, Aeronautical and Astronautical Engineering - 140201	0	0	0	22	0	0	0	0	22
Agricultural Business and Management, General - 010101	0	0	0	19	0	0	0	0	19
Agricultural Economics - 010103	0	0	0	22	0	0	0	0	22
Agricultural Engineering - 140301	0	0	0	5	0	0	0	0	5
Agricultural Teacher Education (Vocational) - 131301	0	0	0	12	0	0	0	0	12
Agriculture/Agricultural Sciences, General - 020101	24	0	0	0	0	0	0	0	24
Agronomy and Crop Science - 020402	0	0	0	52	0	0	0	0	52
Animal Sciences, General - 020201	0	0	0	1	0	0	0	0	1
Anthropology - 450201	0	0	0	0	0	0	15	15	30
Applied Mathematics, General - 270301	0	0	0	13	0	0	0	0	13
Architecture - 040201	0	0	0	5	0	0	0	0	5
Area Studies, Other - 050199	0	0	0	0	0	0	31	0	31
Art History, Criticism and Conservation - 500703	0	0	0	0	0	0	7	0	7
Art Teacher Education - 131302	0	0	0	0	0	0	1	7	8
Aviation Management - 490104	0	4	0	0	0	0	0	0	4
Biochemistry - 260202	0	0	0	4	0	0	0	0	4
Biological and Physical Sciences - 300101	0	28	0	0	0	0	0	0	28
Biology, General - 260101	23	0	37	50	1	7	46	65	229
Business Administration and Management, General - 520201	3	53	80	141	0	0	168	71	516
Business Teacher Education (Vocational) - 131303	0	0	9	0	0	0	0	2	11
Business/Managerial Economics - 520601	0	0	0	0	0	0	26	14	40
Chemical Engineering - 140701	0	0	0	15	0	0	0	0	15
Chemistry, General - 400501	1	0	7	54	0	0	33	32	127
Chemistry, Other - 400599	0	0	0	0	0	0	0	68	68
Civil Engineering, General - 140801	0	0	0	15	0	0	0	0	15
Classics and Classical Languages and Literatures - 161201	0	0	0	0	0	0	3	0	3
Clinical Psychology - 420201	0	0	4	0	0	0	0	0	4
Communications, General - 090101	0	0	0	0	0	0	0	73	73
Community Organization, Resources and Services - 440201	0	3	0	0	0	0	0	0	3
Computer Engineering - 140901	0	0	0	22	0	0	0	0	22
Computer and Information Sciences, General - 110101	0	0	83	51	0	1	0	27	162
Computer and Information Sciences, Other - 119999	4	0	0	0	0	0	0	22	26
Counseling Psychology - 420601	0	0	0	0	0	0	0	67	67
Counselor Education Counseling and Guidance Services - 131101	0	77	109	154	0	0	0	43	383
Criminal Justice Studies - 430104	0	15	14	0	0	10	0	29	68
Curriculum and Instruction - 130301	0	0	0	0	0	0	70	58	128
Drama/Theater Arts, General - 500501	0	0	0	0	0	0	26	19	45
Education Administration and Supervision, General - 130401	0	40	68	49	0	0	61	55	273
Education of the Gifted and Talented - 131004	0	0	0	0	22	0	0	0	22
Education, General - 130101	0	25	0	248	0	0	90	189	552
Education, Other - 139999	0	0	0	0	0	0	0	15	15
Educational Psychology - 130802	0	0	0	35	0	0	65	0	100
Electrical, Electronics and Communication Engineering - 141001	0	0	0	57	0	0	0	0	57



**ON-CAMPUS GRADUATE HEADCOUNT ENROLLMENT  
By PROGRAM CATEGORY  
FALL, 1996-97 (CONTINUED)**

Six Digit CIP Program Category	ASU	DSU	ISU	MSU	MUW	MVSU	UM	USM	Total
Elementary Teacher Education - 131202	21	18	27	24	1	13	0	0	104
Engineering Mechanics - 141101	0	0	0	5	0	0	0	0	5
Engineering Science - 141301	0	0	0	0	0	0	157	0	157
Engineering, General - 140101	0	0	0	44	0	0	0	0	44
Engineering-Related Technology/Technician, General - 151101	0	0	0	0	0	0	0	25	25
English Language and Literature, General - 230101	1	0	20	48	0	1	118	90	278
English Teacher Education - 131305	0	5	0	0	0	0	0	0	5
Entomology - 260702	0	0	0	20	0	0	0	0	20
Environmental Science/Studies - 030102	0	0	38	0	0	0	0	0	38
Environmental and Pollution Control Technology/Technician - 150507	0	0	14	0	0	0	0	0	14
Exercise Sciences/Physiology and Movement Studies - 310505	0	0	0	0	0	0	26	0	26
Family/Consumer Resource Management, Other - 190499	0	0	0	0	0	0	0	27	27
Fine Arts and Art Studies, Other - 500799	0	0	0	14	0	0	0	0	14
Food Sciences and Technology - 020301	0	0	0	58	0	0	0	0	58
Food Systems Administration - 190505	0	0	0	0	0	0	0	8	8
Foods and Nutrition Studies, General - 190501	0	0	0	0	0	0	0	6	6
Foreign Languages Teacher Education - 131306	0	0	0	0	0	0	0	55	55
Foreign Languages and Literatures, General - 160101	0	0	0	15	0	0	0	0	15
Forest Harvesting and Production Technology/Technician - 030401	0	0	0	35	0	0	0	0	35
Forestry, General - 030501	0	0	0	30	0	0	0	0	30
French Language and Literature - 160901	0	0	0	0	0	0	5	0	5
Genetics, Plant and Animal - 260613	0	0	0	5	0	0	0	0	5
Geography - 450701	0	0	0	0	0	0	0	23	23
Geology - 400601	0	0	0	44	0	0	0	16	60
German Language and Literature - 160501	0	0	0	0	0	0	7	0	7
Health Professions and Related Sciences, Other - 519999	1	0	0	0	0	0	0	0	1
Health System/Health Services Administration - 510701	0	0	0	0	0	0	7	0	7
Health and Physical Education/Fitness, Other - 310599	0	0	0	0	0	0	13	0	13
Higher Education Administration - 130406	0	0	0	0	0	0	32	0	32
History, General - 450801	0	0	10	50	0	0	59	55	174
Horticulture Science - 020403	0	0	0	35	0	0	0	0	35
Individual and Family Development Studies, General - 190701	0	0	0	0	2	0	0	0	2
Industrial/Manufacturing Engineering - 141701	0	0	0	18	0	0	0	0	18
Industrial/Manufacturing Technology/Technician - 150603	1	0	0	0	0	0	0	0	1
Journalism - 090401	0	0	0	0	0	0	30	0	30
Law (LL.B., J.D.) - 220101	0	0	0	0	0	0	510	0	510
Library Science/Librarianship - 250101	0	0	0	0	0	0	0	62	62
Management Information Systems & Bus. Data Processing, Gen. - 521201	0	0	0	29	0	0	0	0	29
Mass Communications - 090403	4	0	20	0	0	0	0	0	24
Mathematical Statistics - 270501	0	0	0	10	0	0	0	0	10
Mathematics - 270101	0	0	4	9	0	1	24	11	49
Mathematics Teacher Education - 131311	0	1	4	0	0	0	0	0	5
Mechanical Engineering - 141901	0	0	0	19	0	0	0	0	19
Medical Pharmacology and Pharmaceutical Sciences - 512003	0	0	0	0	0	0	12	0	12
Medical Technology - 511005	0	0	0	0	0	0	0	12	12



**ON-CAMPUS GRADUATE HEADCOUNT ENROLLMENT**  
**By PROGRAM CATEGORY**  
**FALL, 1996-97 (CONTINUED)**

Six Digit CIP Program Category	ASU	DSU	JSU	MSU	MUW	MVSU	UM	USM	Total
Medicinal/Pharmaceutical Chemistry - 400505	0	0	0	0	0	0	11	0	11
Molecular Biology - 260402	0	0	0	6	0	0	0	0	6
Multi/Interdisciplinary Studies, Other - 309999	0	0	0	20	0	0	0	0	20
Music - General Performance - 500903	0	0	0	0	0	0	0	23	23
Music Teacher Education - 131312	0	3	7	0	0	0	0	16	26
Music, General - 500901	0	0	0	0	0	0	30	13	43
Nursing (R.N. Training) - 511601	2	3	0	0	41	0	0	0	46
Nursing Administration (Post-R.N.) - 511602	0	0	0	0	0	0	0	111	111
Nursing, Other - 511699	0	25	0	0	0	0	0	0	25
Nutritional Sciences - 260609	0	0	0	41	0	0	0	24	65
Oceanography - 400702	0	0	0	0	0	0	0	43	43
Parks, Recreation and Leisure Facilities Management - 310301	0	0	0	0	0	0	3	0	3
Parks, Recreation and Leisure Studies - 310101	0	0	0	0	0	0	0	8	8
Pharmacology, Human and Animal - 260705	0	0	0	0	0	0	8	0	8
Pharmacy (B. Pharm., Pharm.D.) - 512001	0	0	0	0	0	0	27	0	27
Philosophy - 380101	0	0	0	0	0	0	8	8	16
Physical Education Teaching and Coaching - 131314	0	20	20	55	0	1	0	84	180
Physics, General - 400801	0	0	0	8	0	0	24	5	37
Physiology, Human and Animal - 260706	0	0	0	15	0	0	0	0	15
Plant Pathology - 260305	0	0	0	6	0	0	0	0	6
Plant Protection (Pest Management) - 020408	0	0	0	23	0	0	0	0	23
Political Science, General - 451001	1	0	7	10	0	2	21	26	67
Poultry Science - 020209	0	0	0	9	0	0	0	0	9
Pre-Elementary/Early Childhood/Kindergarten Teacher Education - 131204	1	0	33	0	0	0	0	0	34
Psychology, General - 420101	0	0	0	34	0	0	58	96	188
Public Administration - 440401	0	0	96	48	0	0	0	0	144
Public Health, General - 512201	0	0	0	0	0	0	0	51	51
Public Relations and Organizational Communications - 090501	0	0	0	0	0	0	0	18	18
Science Teacher Education, General - 131316	0	0	5	0	0	0	0	32	37
Secondary Teacher Education - 131205	113	0	11	29	0	0	9	0	162
Social Science Teacher Education - 131317	0	15	0	0	0	0	0	0	15
Social Work - 440701	0	0	42	0	0	2	0	116	160
Sociology - 451101	1	0	50	57	0	0	9	0	117
Spanish Language and Literature - 160905	0	0	0	0	0	0	8	0	8
Special Education, General - 131001	0	12	20	11	0	0	0	46	89
Speech-Language Pathology - 510203	0	0	0	0	32	0	0	0	32
Speech-Language Pathology and Audiology - 510204	0	0	0	0	0	0	47	50	97
Taxation - 521601	0	0	0	3	0	0	6	0	9
Teacher Ed., Specific Academic & Vocational Programs, Other - 131399	0	7	0	0	0	0	0	0	7
Technical Teacher Education (Vocational) - 131319	0	0	0	46	0	0	0	0	46
Technology Teacher Education/Industrial Arts Teacher Education - 131309	0	0	6	0	0	0	0	13	19
Veterinary Clinical Sciences (M.S., Ph.D.) - 512501	0	0	0	29	0	0	0	0	29
Veterinary Medicine (D.V.M.) - 512401	0	0	0	191	0	0	0	0	191
Visual and Performing Arts - 500101	0	0	0	0	0	0	11	0	11
Vocational Rehabilitation Counseling - 512310	0	0	32	0	0	0	0	0	32



**ON-CAMPUS GRADUATE HEADCOUNT ENROLLMENT**  
**BY PROGRAM CATEGORY**  
**FALL, 1996-97 (CONTINUED)**

Six Digit CIP Program Category	ASU	DSU	JSU	MSU	MUW	MVSU	UM	USM	Total
Water Quality & Wastewater Treatment Technology/Technician - 150506	0	0	0	0	0	1	0	0	1
Wildlife and Wildlands Management - 030601	0	0	0	28	0	0	0	0	28
Wood Science and Pulp/Paper Technology - 030509	0	0	0	15	0	0	0	0	15
Unclassified	149	180	159	237	146	45	157	189	1,262
<b>TOTAL</b>	<b>351</b>	<b>555</b>	<b>1,050</b>	<b>2,516</b>	<b>245</b>	<b>84</b>	<b>2,163</b>	<b>2,267</b>	<b>9,231</b>

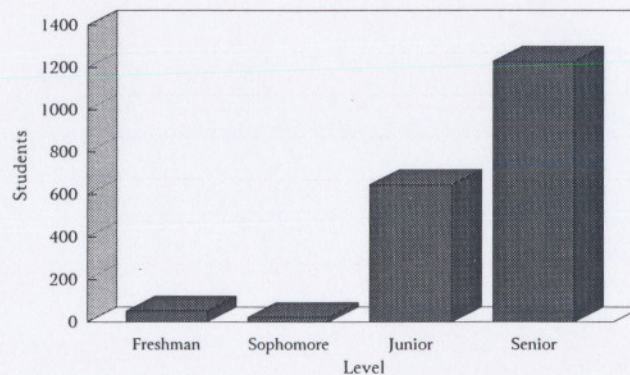
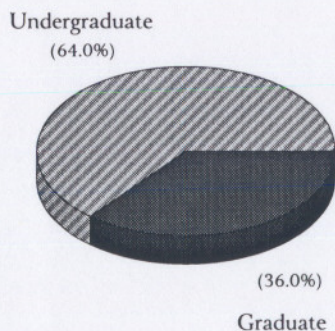


Off-Campus



**OFF-CAMPUS HEADCOUNT ENROLLMENT  
BY LEVEL  
FALL, 1996-97**

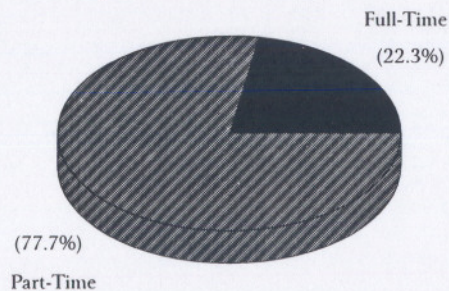
Institution	Freshman	Sophomore	Junior	Senior	Undergraduate		Graduate		Total
DSU - Greenville	17	3	7	19	46	63.0%	27	37.0%	73
MSU - Meridian	13	19	141	269	442	63.1%	259	36.9%	701
MSU - Vicksburg Engineering	0	0	0	1	1	1.4%	70	98.6%	71
MSU - Stennis Center	0	0	0	0	0	0.0%	16	100.0%	16
UM - Jackson	0	0	0	0	0	0.0%	31	100.0%	31
UM - Tupelo	21	0	72	89	182	58.5%	129	41.5%	311
UM - Yellow Creek	0	0	0	0	0	0.0%	15	100.0%	15
UM - Jackson Engineering	0	0	0	0	0	0.0%	71	100.0%	71
UM - Southaven	0	0	52	55	107	70.4%	45	29.6%	152
USM - Gulf Coast	0	0	375	797	1,172	72.9%	436	27.1%	1,608
<b>TOTAL</b>	<b>51</b>	<b>22</b>	<b>647</b>	<b>1,230</b>	<b>1,950</b>	<b>64.0%</b>	<b>1,099</b>	<b>36.0%</b>	<b>3,049</b>





**OFF-CAMPUS HEADCOUNT ENROLLMENT AND FULL-TIME EQUIVALENT ENROLLMENT  
BY LEVEL AND FULL-TIME AND PART-TIME  
FALL, 1996-97**

Institution	Headcount				Full-Time Equivalent				FTE Percent Of Headcount
	Full-Time	Part-Time	Total	Percent Part-Time	Lower	Upper	Graduate	Total	
DSU - Greenville	0	73	73	100.0	5.2	6.8	7.0	19.0	26.0
MSU - Meridian	224	477	701	68.0	13.1	237.4	108.8	359.3	51.3
MSU - Vicksburg Engineering	0	71	71	100.0	0.0	0.3	17.2	17.5	24.6
MSU - Stennis Center	0	16	16	100.0	0.0	0.0	4.1	4.1	25.6
UM - Jackson	0	31	31	100.0	0.0	0.0	12.8	12.8	41.3
UM - Tupelo	12	299	311	96.1	5.4	46.5	43.9	95.8	30.8
UM - Yellow Creek	0	15	15	100.0	0.0	0.0	4.0	4.0	26.7
UM - Jackson Engineering	1	70	71	98.6	0.0	0.0	20.1	20.1	28.3
UM - Southaven	1	151	152	99.3	0.0	32.6	14.5	47.1	31.0
USM - Gulf Coast	442	1,166	1,608	72.5	0.0	641.9	173.3	815.2	50.7
<b>TOTAL</b>	<b>680</b>	<b>2,369</b>	<b>3,049</b>	<b>77.7</b>	<b>23.7</b>	<b>965.5</b>	<b>405.7</b>	<b>1,394.9</b>	<b>45.7</b>

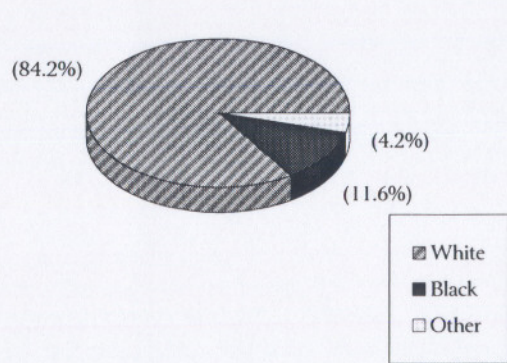




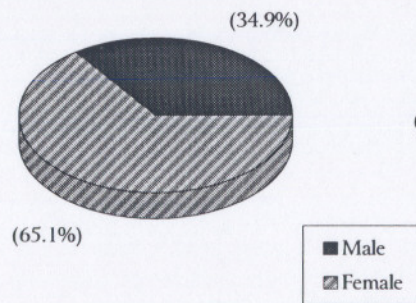
**OFF-CAMPUS HEADCOUNT ENROLLMENT  
BY ETHNICITY, BY GENDER, AND BY RESIDENT AND NONRESIDENT  
FALL, 1996-97**

Institution	White	Black	Other	Male	Female	Resident	Nonresident	Total
DSU - Greenville	37 50.7%	35 47.9%	1 1.4%	23 31.5%	50 68.5%	72 98.6%	1 1.4%	73
MSU - Meridian	543 77.5%	109 15.5%	49 7.0%	205 29.2%	496 70.8%	693 98.9%	8 1.1%	701
MSU - Vicksburg Engineering	68 95.8%	3 4.2%	0 0.0%	55 77.5%	16 22.5%	69 97.2%	2 2.8%	71
MSU - Stennis Center	13 81.3%	2 12.5%	1 6.3%	9 56.3%	7 43.8%	9 56.3%	7 43.8%	16
UM - Jackson	26 83.9%	5 16.1%	0 0.0%	8 25.8%	23 74.2%	30 96.8%	1 3.2%	31
UM - Tupelo	275 88.4%	34 10.9%	2 0.6%	87 28.0%	224 72.0%	311 100.0%	0 0.0%	311
UM - Yellow Creek	15 100.0%	0 0.0%	0 0.0%	0 0.0%	15 100.0%	15 100.0%	0 0.0%	15
UM - Jackson Engineering	62 87.3%	3 4.2%	6 8.5%	60 84.5%	11 15.5%	70 98.6%	1 1.4%	71
UM - Southaven	143 94.1%	9 5.9%	0 0.0%	39 25.7%	113 74.3%	152 100.0%	0 0.0%	152
USM - Gulf Coast	1,384 86.1%	155 9.6%	69 4.3%	579 36.0%	1,029 64.0%	1,586 98.6%	22 1.4%	1,608
<b>TOTAL</b>	<b>2,566 84.2%</b>	<b>355 11.6%</b>	<b>128 4.2%</b>	<b>1,065 34.9%</b>	<b>1,984 65.1%</b>	<b>3,007 98.6%</b>	<b>42 1.4%</b>	<b>3,049</b>

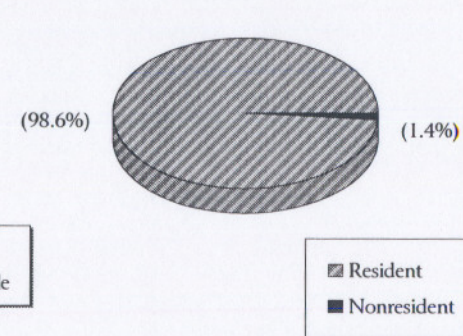
**Ethnicity**



**Gender**



**Residence**





**OFF-CAMPUS HEADCOUNT ENROLLMENT  
BY PROGRAM CATEGORY  
FALL, 1996-97**

Six Digit CIP Program Category	DSU Greenville	MSU Meridian	MSU Vicksburg	MSU Stennis	UM Jackson	UM Tupelo	UM Yellow_Creek	UM Jackson_Eng.	UM Southaven	USM Gulf Coast	Total
Accounting - 520301	3	4	0	0	0	19	0	0	17	125	168
Adult and Continuing Education Administration - 130403	0	0	0	0	0	0	0	0	0	8	8
Advertising - 090201	0	0	0	0	0	0	0	0	0	1	1
Aerospace, Aeronautical and Astronautical Engineering - 140201	0	0	0	1	0	0	0	0	0	0	1
Agricultural Business/Agribusiness Operations - 010102	0	1	0	0	0	0	0	0	0	0	1
American Studies/Civilization - 050102	0	0	0	0	0	0	0	0	0	5	5
Anthropology - 450201	0	0	0	0	0	0	0	0	0	2	2
Architectural Engineering Technology/Technician - 150101	0	0	0	0	0	0	0	0	0	1	1
Biological and Physical Sciences - 300101	1	0	0	0	0	0	0	0	0	0	1
Biology, General - 260101	0	0	0	0	0	0	0	0	0	2	2
Business Administration and Management, General - 520201	11	182	0	0	0	15	0	0	5	184	397
Business Administration and Management, Other - 520299	0	0	0	0	0	0	0	0	0	1	1
Business Marketing and Marketing Management - 521401	1	3	0	0	0	2	0	0	3	4	13
Business Teacher Education (Vocational) - 131303	0	2	0	0	0	0	0	0	0	0	2
Business, General - 520101	2	0	0	0	0	41	0	0	31	0	74
Chemical Engineering - 140701	0	0	2	2	0	0	0	0	0	0	4
Civil Engineering, General - 140801	0	0	17	0	0	0	0	0	0	0	17
Clothing/Apparel and Textile Studies - 190901	0	0	0	0	0	0	0	0	0	3	3
Communications, General - 090101	0	1	0	0	0	0	0	0	0	6	7
Computer Engineering Technology/Technician - 150301	0	0	0	0	0	0	0	0	0	4	4
Computer and Information Sciences, General - 110101	0	0	5	0	0	0	0	0	0	105	110
Counselor Education Counseling and Guidance Services - 131101	3	64	0	0	0	2	0	0	1	22	92
Criminal Justice Studies - 430104	3	0	0	0	0	0	0	0	0	41	44
Curriculum and Instruction - 130301	0	0	0	0	0	6	0	0	5	53	64
Dietetics/Human Nutritional Services - 190503	0	0	0	0	0	0	0	0	0	1	1
Education Administration and Supervision, General - 130401	4	13	0	0	0	38	0	0	5	23	83
Education, General - 130101	1	16	0	0	31	0	0	0	0	19	67
Education, Other - 139999	0	0	0	0	0	0	0	0	0	7	7
Educational Psychology - 130802	0	3	0	0	0	23	0	0	2	0	28
Electrical, Electronic & Communications Eng. Tech./Technician - 150303	0	0	0	0	0	0	0	0	0	24	24
Electrical, Electronics and Communication Engineering - 141001	0	1	2	2	0	0	0	0	0	0	5
Elementary Teacher Education - 131202	8	157	0	0	0	94	15	0	59	178	511
Engineering Mechanics - 141101	0	0	1	0	0	0	0	0	0	0	1
Engineering Science - 141301	0	0	0	0	0	16	0	39	0	0	55
Engineering, General - 140101	0	0	4	1	0	0	0	0	0	0	5
Engineering-Related Technology/Technician, General - 151101	0	0	0	0	0	0	0	0	0	3	3
English Language and Literature, General - 230101	1	4	0	0	0	5	0	0	3	50	63
Exercise Sciences/Physiology and Movement Studies - 310505	0	0	0	0	0	3	0	0	0	0	3
Fashion Merchandising - 080102	1	0	0	0	0	0	0	0	0	0	1
Finance, General - 520801	0	0	0	0	0	3	0	0	3	2	8
Foreign Languages and Literatures, General - 160101	0	0	0	0	0	0	0	0	0	1	1
Forest Harvesting and Production Technology/Technician - 030401	0	0	1	0	0	0	0	0	0	0	1
Forestry, General - 030501	0	1	0	0	0	0	0	0	0	0	1
Health and Physical Education, General - 310501	0	0	0	0	0	0	0	0	0	1	1
History, General - 450801	0	1	0	0	0	1	0	0	0	42	44
Hotel/Motel and Restaurant Management - 520902	0	0	0	0	0	0	0	0	0	9	9
Human Resources Management - 521001	0	0	0	0	0	0	0	0	0	1	1
Industrial/Manufacturing Engineering - 141701	0	0	4	4	0	0	0	0	0	0	8
Insurance and Risk Management - 520805	1	0	0	0	0	0	0	0	0	0	1



**OFF-CAMPUS HEADCOUNT ENROLLMENT  
BY PROGRAM CATEGORY  
FALL, 1996-97 (CONTINUED)**

Six Digit CIP Program Category	DSU Greenville	MSU Meridian	MSU Vicksburg	MSU Stennis	UM Jackson	UM Tupelo	UM Yellow Creek	UM Jackson Eng.	UM Southaven	USM Gulf Coast	Total
Journalism - 090401	0	0	0	0	0	0	0	0	1	2	3
Landscape Architecture - 040601	0	1	0	0	0	0	0	0	0	0	1
Liberal Arts and Sciences/Liberal Studies - 240101	0	45	0	0	0	0	0	0	0	0	45
Library Science/Librarianship - 250101	0	0	0	0	0	0	0	0	0	22	22
Management Information Systems & Bus. Data Processing, Gen. - 521201	2	1	0	0	0	0	0	0	0	35	38
Mathematics - 270101	0	0	0	0	0	1	0	0	0	28	29
Mechanical Engineering - 141901	0	1	0	0	0	0	0	0	0	0	1
Mechanical Engineering/Mechanical Technology/Technician - 150805	0	0	0	0	0	0	0	0	0	1	1
Multi/Interdisciplinary Studies, Other - 309999	0	0	2	0	0	0	0	0	0	0	2
Music Teacher Education - 131312	0	0	0	0	0	0	0	0	0	3	3
Nursing (R.N. Training) - 511601	1	0	0	0	0	0	0	0	0	23	24
Nursing Administration (Post-R.N.) - 511602	0	0	0	0	0	0	0	0	0	2	2
Office Supervision and Management - 520204	1	0	0	0	0	0	0	0	0	0	1
Paralegal/Legal Assistant - 220103	0	0	0	0	0	22	0	0	0	33	55
Parks, Recreation and Leisure Studies - 310101	0	0	0	0	0	0	0	0	0	1	1
Physical Education Teaching and Coaching - 131314	1	1	0	0	0	0	0	0	0	2	4
Political Science, General - 451001	0	0	0	0	0	0	0	0	0	23	23
Psychology, General - 420101	0	2	0	0	0	0	0	0	0	125	127
Public Health, General - 512201	0	0	0	0	0	0	0	0	0	2	2
Public Relations and Organizational Communications - 090501	0	0	0	0	0	0	0	0	0	11	11
Radio and Television Broadcasting - 090701	0	0	0	0	0	0	0	0	0	1	1
Science Teacher Education, General - 131316	0	0	0	0	0	0	0	0	0	6	6
Secondary Teacher Education - 131205	0	30	0	0	0	0	0	0	0	0	30
Social Science Teacher Education - 131317	1	0	0	0	0	0	0	0	0	0	1
Social Sciences, General - 450101	1	0	0	0	0	0	0	0	0	0	1
Social Work - 440701	1	34	0	0	0	7	0	0	0	22	64
Sociology - 451101	0	2	0	0	0	1	0	0	0	0	3
Special Education, General - 131001	3	5	0	0	0	12	0	0	17	73	110
Speech-Language Pathology and Audiology - 510204	1	0	0	0	0	0	0	0	0	1	2
Teacher Education, Specific Academic & Voc. Programs, Oth. - 131399	2	0	0	0	0	0	0	0	0	0	2
Technical Teacher Education (Vocational) - 131319	0	1	0	0	0	0	0	0	0	0	1
Technology Teacher Ed./Industrial Arts Teacher Education - 131309	0	0	0	0	0	0	0	0	0	82	82
Visual and Performing Arts - 500101	1	0	0	0	0	0	0	0	0	1	2
Unclassified	18	125	33	6	0	0	0	32	0	181	395
<b>TOTAL</b>	<b>73</b>	<b>701</b>	<b>71</b>	<b>16</b>	<b>31</b>	<b>311</b>	<b>15</b>	<b>71</b>	<b>152</b>	<b>1,608</b>	<b>3,049</b>



**OFF-CAMPUS GRADUATE HEADCOUNT ENROLLMENT  
BY ACADEMIC PROGRAM LEVELS AND BY FULL-TIME AND PART-TIME  
FALL, 1996-97**

Institution	Master's Program			Specialist Program			Doctoral Program			Unclassified			Total All Programs
	Full Time	Part Time	Total	Full Time	Part Time	Total	Full Time	Part Time	Total	Full Time	Part Time	Total	
DSU - Greenville	0	26	26	0	0	0	0	1	1	0	0	0	27
MSU - Meridian	41	89	130	2	12	14	0	2	2	10	103	113	259
MSU - Vicksburg Engineering	0	29	29	0	0	0	0	9	9	0	32	32	70
MSU - Stennis Center	0	7	7	0	0	0	0	3	3	0	6	6	16
UM - Jackson	0	0	0	0	0	0	0	31	31	0	0	0	31
UM - Tupelo	3	77	80	0	0	0	0	1	1	2	46	48	129
UM - Yellow Creek	0	4	4	0	0	0	0	0	0	0	11	11	15
UM - Jackson Engineering	0	26	26	0	0	0	1	1	2	0	43	43	71
UM - Southaven	0	27	27	0	0	0	0	0	0	0	18	18	45
USM - Gulf Coast	48	286	334	1	10	11	0	13	13	2	76	78	436
<b>TOTAL</b>	<b>92</b>	<b>571</b>	<b>663</b>	<b>3</b>	<b>22</b>	<b>25</b>	<b>1</b>	<b>61</b>	<b>62</b>	<b>14</b>	<b>335</b>	<b>349</b>	<b>1,099</b>



## OFF-CAMPUS GRADUATE HEADCOUNT ENROLLMENT BY PROGRAM CATEGORY FALL, 1996-97

Six Digit CIP Program Category	DSU Greenville	MSU Meridian	MSU Vicksburg	MSU Stennis	UM Jackson	UM Tupelo	UM Yellow Creek	UM Jackson Eng.	UM Southaven	USM Gulf Coast	Total
Accounting - 520301	0	1	0	0	0	2	0	0	0	12	15
Adult and Continuing Education Administration - 130403	0	0	0	0	0	0	0	0	0	8	8
Aerospace, Aeronautical and Astronautical Engineering - 140201	0	0	0	1	0	0	0	0	0	0	1
Biological and Physical Sciences - 300101	1	0	0	0	0	0	0	0	0	0	1
Business Administration and Management, General - 520201	2	19	0	0	0	13	0	0	0	35	69
Chemical Engineering - 140701	0	0	2	2	0	0	0	0	0	0	4
Civil Engineering, General - 140801	0	0	16	0	0	0	0	0	0	0	16
Communications, General - 090101	0	0	0	0	0	0	0	0	0	4	4
Computer and Information Sciences, General - 110101	0	0	5	0	0	0	0	0	0	21	26
Counselor Education Counseling and Guidance Services - 131101	3	64	0	0	0	2	0	0	1	21	91
Criminal Justice Studies - 430104	0	0	0	0	0	0	0	0	0	12	12
Curriculum and Instruction - 130301	0	0	0	0	0	6	0	0	5	53	64
Education Administration and Supervision, General - 130401	4	13	0	0	0	38	0	0	5	23	83
Education, General - 130101	1	16	0	0	31	0	0	0	0	19	67
Education, Other - 139999	0	0	0	0	0	0	0	0	0	7	7
Educational Psychology - 130802	0	1	0	0	0	23	0	0	2	0	26
Electrical, Electronics and Communication Engineering - 141001	0	1	2	2	0	0	0	0	0	0	5
Elementary Teacher Education - 131202	7	15	0	0	0	37	15	0	26	0	100
Engineering Mechanics - 141101	0	0	1	0	0	0	0	0	0	0	1
Engineering Science - 141301	0	0	0	0	0	0	0	39	0	0	39
Engineering, General - 140101	0	0	4	1	0	0	0	0	0	0	5
Engineering-Related Technology/Technician, General - 151101	0	0	0	0	0	0	0	0	0	3	3
English Language and Literature, General - 230101	0	2	0	0	0	1	0	0	0	6	9
Forest Harvesting and Production Technology/Technician - 030401	0	0	1	0	0	0	0	0	0	0	1
History, General - 450801	0	0	0	0	0	1	0	0	0	7	8
Industrial/Manufacturing Engineering - 141701	0	0	4	4	0	0	0	0	0	0	8
Library Science/Librarianship - 250101	0	0	0	0	0	0	0	0	0	18	18
Management Information Systems & Bus. Data Processing, Gen. - 521201	0	1	0	0	0	0	0	0	0	0	1
Mechanical Engineering - 141901	0	1	0	0	0	0	0	0	0	0	1
Multi/Interdisciplinary Studies, Other - 309999	0	0	2	0	0	0	0	0	0	0	2
Music Teacher Education - 131312	0	0	0	0	0	0	0	0	0	1	1
Nursing Administration (Post-R.N.) - 511602	0	0	0	0	0	0	0	0	0	2	2
Physical Education Teaching and Coaching - 131314	0	1	0	0	0	0	0	0	0	0	1
Political Science, General - 451001	0	0	0	0	0	0	0	0	0	7	7
Public Health, General - 512201	0	0	0	0	0	0	0	0	0	2	2
Public Relations and Organizational Communications - 090501	0	0	0	0	0	0	0	0	0	11	11
Science Teacher Education, General - 131316	0	0	0	0	0	0	0	0	0	6	6
Secondary Teacher Education - 131205	0	8	0	0	0	0	0	0	0	0	8
Social Science Teacher Education - 131317	1	0	0	0	0	0	0	0	0	0	1
Social Work - 440701	0	0	0	0	0	0	0	0	0	21	21
Special Education, General - 131001	2	1	0	0	0	6	0	0	6	50	65
Teacher Education, Specific Academic & Voc. Programs, Oth. - 131399	2	0	0	0	0	0	0	0	0	0	2



**OFF-CAMPUS GRADUATE HEADCOUNT ENROLLMENT  
 BY PROGRAM CATEGORY  
 FALL, 1996-97 (CONTINUED)**

Six Digit CIP Program Category	Greenville	Meridian	Yicksburg	Stennis	Jackson	Tupelo	Yellow Creek	Jackson Eng.	Southaven	Gulf Coast	Total
Technical Teacher Education (Vocational) - 131319	0	1	0	0	0	0	0	0	0	0	1
Technology Teacher Education/Industrial Arts Teacher Education - 131309	0	0	0	0	0	0	0	0	0	6	6
Unclassified	4	114	33	6	0	0	0	32	0	81	270
<b>TOTAL</b>	<b>27</b>	<b>259</b>	<b>70</b>	<b>16</b>	<b>31</b>	<b>129</b>	<b>15</b>	<b>71</b>	<b>45</b>	<b>436</b>	<b>1,099</b>




Other Locations



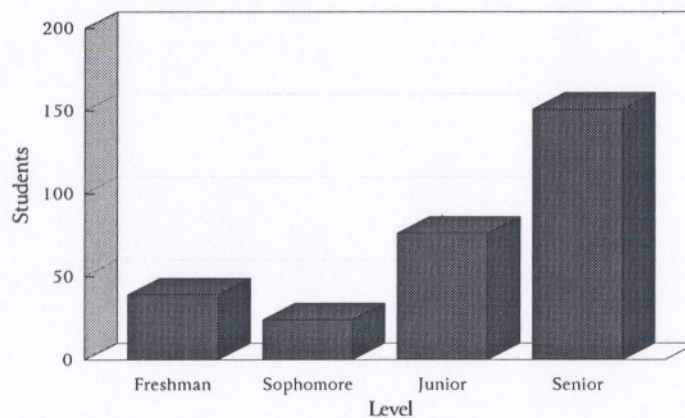
**OTHER LOCATION HEADCOUNT ENROLLMENT  
BY LEVEL  
FALL, 1996-97**

<b>Institution</b>	<b>Freshman</b>	<b>Sophomore</b>	<b>Junior</b>	<b>Senior</b>	<b>Undergraduate</b>		<b>Graduate</b>		<b>Total</b>
DSU - Other Locations	12	4	11	14	41	50.0%	41	50.0%	82
JSU - Other Locations	0	0	0	1	1	4.0%	24	96.0%	25
MSU - Other Locations	0	0	0	1	1	14.3%	6	85.7%	7
MUW - Other Locations	10	20	54	110	194	93.3%	14	6.7%	208
UM - Other Locations	17	0	11	25	53	39.8%	80	60.2%	133
USM - Other Locations	0	0	0	0	0	0.0%	12	100.0%	12
<b>TOTAL</b>	<b>39</b>	<b>24</b>	<b>76</b>	<b>151</b>	<b>290</b>	<b>62.1%</b>	<b>177</b>	<b>37.9%</b>	<b>467</b>

Undergraduate  
(62.1%)



(37.9%)  
Graduate

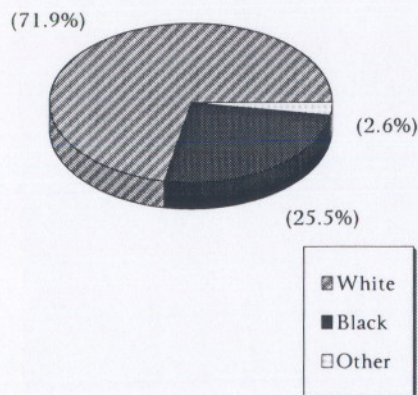




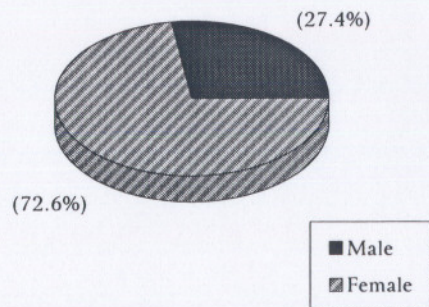
**OTHER LOCATION HEADCOUNT ENROLLMENT  
BY ETHNICITY, BY GENDER, AND BY RESIDENT AND NONRESIDENT  
FALL, 1996-97**

Institution	White	Black	Other	Male	Female	Resident	Nonresident	Total
DSU - Other Locations	51 62.2%	30 36.6%	1 1.2%	19 23.2%	63 76.8%	81 98.8%	1 1.2%	82
JSU - Other Locations	19 76.0%	5 20.0%	1 4.0%	20 80.0%	5 20.0%	24 96.0%	1 4.0%	25
MSU - Other Locations	5 71.4%	1 14.3%	1 14.3%	7 100.0%	0 0.0%	2 28.6%	5 71.4%	7
MUW - Other Locations	145 69.7%	60 28.8%	3 1.4%	38 18.3%	170 81.7%	199 95.7%	9 4.3%	208
UM - Other Locations	106 79.7%	21 15.8%	6 4.5%	41 30.8%	92 69.2%	131 98.5%	2 1.5%	133
USM - Other Locations	10 83.3%	2 16.7%	0 0.0%	3 25.0%	9 75.0%	12 100.0%	0 0.0%	12
<b>TOTAL</b>	<b>336 71.9%</b>	<b>119 25.5%</b>	<b>12 2.6%</b>	<b>128 27.4%</b>	<b>339 72.6%</b>	<b>449 96.1%</b>	<b>18 3.9%</b>	<b>467</b>


**Ethnicity**



**Gender**



**Residence**





**OTHER LOCATION HEADCOUNT ENROLLMENT  
BY PROGRAM CATEGORY  
FALL, 1996-97**

<u>Six Digit CIP Program Category</u>	<u>DSU</u>	<u>JSU</u>	<u>MSU</u>	<u>MUW</u>	<u>UM</u>	<u>USM</u>	<u>Total</u>
Accounting - 520301	3	1	0	14	0	0	18
Agricultural Economics - 010103	0	0	1	0	0	0	1
Aircraft Pilot and Navigator (Professional) - 490102	1	0	0	0	0	0	1
Art Teacher Education - 131302	0	0	0	1	0	0	1
Biology, General - 260101	1	0	0	0	0	0	1
Broadcast Journalism - 090402	0	0	0	1	0	0	1
Business Administration and Management, General - 520201	6	21	0	37	0	0	64
Business Teacher Education (Vocational) - 131303	2	0	0	0	0	0	2
Business, General - 520101	5	0	0	0	1	0	6
Clothing/Apparel and Textile Studies - 190901	0	0	0	1	0	0	1
Community Organization, Resources and Services - 440201	2	0	0	0	0	0	2
Computer and Information Sciences, General - 110101	0	1	0	0	0	0	1
Counselor Education Counseling and Guidance Services - 131101	2	1	0	0	0	0	3
Criminal Justice Studies - 430104	3	0	0	0	0	0	3
Curriculum and Instruction - 130301	0	0	0	0	0	3	3
Education Administration and Supervision, General - 130401	3	0	0	0	0	1	4
Education of the Gifted and Talented - 131004	0	0	0	14	0	0	14
Education, General - 130101	0	0	0	0	33	0	33
Education, Other - 139999	0	0	0	0	0	1	1
Educational Psychology - 130802	0	0	0	0	1	0	1
Elementary Teacher Education - 131202	7	0	0	19	6	0	32
Engineering Science - 141301	0	0	0	0	1	0	1
Engineering, General - 140101	0	0	1	0	0	0	1
English Language and Literature, General - 230101	0	0	0	1	1	0	2
English Teacher Education - 131305	1	0	0	0	0	0	1
Health and Physical Education, General - 310501	0	0	0	4	0	0	4
History, General - 450801	0	0	0	1	0	0	1
Individual and Family Development Studies, General - 190701	0	0	0	24	0	0	24
Industrial Production Technologies/Technicians, Other - 150699	0	0	1	0	0	0	1
Journalism - 090401	0	0	0	3	1	0	4
Library Science/Librarianship - 250101	0	0	0	0	0	3	3
Management Information Systems & Bus. Data Processing, Gen. - 521201	3	0	0	0	0	0	3
Mathematics - 270101	0	0	0	3	0	0	3
Music, General - 500901	0	0	0	1	0	0	1
Nursing (R.N. Training) - 511601	9	0	0	45	0	0	54
Nursing, Other - 511699	3	0	0	0	0	0	3
Office Supervision and Management - 520204	1	0	0	0	0	0	1
Paralegal/Legal Assistant - 220103	0	0	0	1	17	0	18



**OTHER LOCATION HEADCOUNT ENROLLMENT  
BY PROGRAM CATEGORY  
FALL, 1996-97 (CONTINUED)**

<u>Six Digit CIP Program Category</u>	<u>DSU</u>	<u>JSU</u>	<u>MSU</u>	<u>MUW</u>	<u>UM</u>	<u>USM</u>	<u>Total</u>
Physical Education Teaching and Coaching - 131314	1	0	0	0	0	0	1
Political Science, General - 451001	0	0	0	0	1	0	1
Psychology, General - 420101	0	0	0	1	0	0	1
Public Administration - 440401	0	0	0	0	2	0	2
Science Teacher Education, General - 131316	0	0	0	0	0	1	1
Secondary Teacher Education - 131205	0	0	0	0	44	0	44
Social Science Teacher Education - 131317	7	0	0	0	0	0	7
Social Sciences, General - 450101	0	0	0	6	0	0	6
Social Work - 440701	0	0	0	0	4	0	4
Sociology - 451101	0	1	0	0	0	0	1
Spanish Language and Literature - 160905	0	0	0	1	1	0	2
Special Education, General - 131001	0	0	0	0	3	1	4
Speech-Language Pathology - 510203	0	0	0	3	0	0	3
Speech-Language Pathology and Audiology - 510204	0	0	0	0	17	0	17
Teacher Education, Specific Academic & Voc. Programs, Other - 131399	1	0	0	0	0	0	1
Technology Teacher Education/Industrial Arts Teacher Education - 131309	0	0	0	0	0	1	1
Unclassified	21	0	4	27	0	1	53
<b>TOTAL</b>	<b>82</b>	<b>25</b>	<b>7</b>	<b>208</b>	<b>133</b>	<b>12</b>	<b>467</b>



UMMC



UNIVERSITY OF MISSISSIPPI MEDICAL CENTER

HEADCOUNT ENROLLMENT

BY PROGRAM CATEGORY, BY LEVEL, BY ETHNICITY, BY GENDER, AND BY RESIDENT AND NONRESIDENT  
FALL, 1996-97

	Men	Women	White	Black	Other	Full Time	Part Time	Resident	Nonresident	Total
Anatomy - 260601										
Doctoral	3	5	2	0	6	0	8	1	7	8
<b>Total</b>	<b>3</b>	<b>5</b>	<b>2</b>	<b>0</b>	<b>6</b>	<b>0</b>	<b>8</b>	<b>1</b>	<b>7</b>	<b>8</b>
Basic Medical Sciences, Other - 511399										
Senior	2	21	20	3	0	0	23	21	2	23
Master's	3	7	10	0	0	0	10	10	0	10
<b>Total</b>	<b>5</b>	<b>28</b>	<b>30</b>	<b>3</b>	<b>0</b>	<b>0</b>	<b>33</b>	<b>31</b>	<b>2</b>	<b>33</b>
Biochemistry - 260202										
Doctoral	10	4	5	0	9	0	14	3	11	14
Nondegree-Post Baccalaureate	1	0	1	0	0	0	1	1	0	1
<b>Total</b>	<b>11</b>	<b>4</b>	<b>6</b>	<b>0</b>	<b>9</b>	<b>0</b>	<b>15</b>	<b>4</b>	<b>11</b>	<b>15</b>
Clinical Psychology - 420201										
Intern	7	6	13	0	0	13	0	0	13	13
<b>Total</b>	<b>7</b>	<b>6</b>	<b>13</b>	<b>0</b>	<b>0</b>	<b>13</b>	<b>0</b>	<b>0</b>	<b>13</b>	<b>13</b>
Cytotechnologist - 511002										
Junior	2	8	7	3	0	10	0	9	1	10
Senior	1	5	5	1	0	6	0	6	0	6
<b>Total</b>	<b>3</b>	<b>13</b>	<b>12</b>	<b>4</b>	<b>0</b>	<b>16</b>	<b>0</b>	<b>15</b>	<b>1</b>	<b>16</b>
Dental Hygienist - 510602										
Junior	0	20	20	0	0	20	0	20	0	20
Senior	0	20	18	2	0	20	0	19	1	20
<b>Total</b>	<b>0</b>	<b>40</b>	<b>38</b>	<b>2</b>	<b>0</b>	<b>40</b>	<b>0</b>	<b>39</b>	<b>1</b>	<b>40</b>



**UNIVERSITY OF MISSISSIPPI MEDICAL CENTER**

**ON-CAMPUS HEADCOUNT ENROLLMENT**

**BY PROGRAM CATEGORY, BY LEVEL, BY ETHNICITY, BY GENDER, AND BY RESIDENT AND NONRESIDENT**

**FALL, 1996-97 (CONTINUED)**

	<u>Men</u>	<u>Women</u>	<u>White</u>	<u>Black</u>	<u>Other</u>	<u>Full Time</u>	<u>Part Time</u>	<u>Resident</u>	<u>Nonresident</u>	<u>Total</u>
Dentistry (D.D.S., D.M.D.) - 510401										
1st Year	22	9	29	1	1	31	0	31	0	31
2nd Year	17	10	24	3	0	27	0	27	0	27
3rd Year	23	9	28	3	1	32	0	32	0	32
4th Year	21	7	27	1	0	28	0	28	0	28
<b>Total</b>	<b>83</b>	<b>35</b>	<b>108</b>	<b>8</b>	<b>2</b>	<b>118</b>	<b>0</b>	<b>118</b>	<b>0</b>	<b>118</b>
Emergency Medical Technology/Technician - 510904										
Freshman	21	5	25	1	0	26	0	26	0	26
<b>Total</b>	<b>21</b>	<b>5</b>	<b>25</b>	<b>1</b>	<b>0</b>	<b>26</b>	<b>0</b>	<b>26</b>	<b>0</b>	<b>26</b>
Medical Radiologic Technology/Technician - 510907										
Freshman	12	26	34	4	0	0	38	38	0	38
<b>Total</b>	<b>12</b>	<b>26</b>	<b>34</b>	<b>4</b>	<b>0</b>	<b>0</b>	<b>38</b>	<b>38</b>	<b>0</b>	<b>38</b>
Medical Records Administration - 510706										
Junior	1	14	8	7	0	15	0	15	0	15
Senior	1	18	14	5	0	19	0	19	0	19
Master's	1	0	1	0	0	0	1	1	0	1
<b>Total</b>	<b>3</b>	<b>32</b>	<b>23</b>	<b>12</b>	<b>0</b>	<b>34</b>	<b>1</b>	<b>35</b>	<b>0</b>	<b>35</b>
Medical Technology - 511005										
Junior	6	10	11	5	0	16	0	16	0	16
Senior	3	16	15	4	0	19	0	19	0	19
<b>Total</b>	<b>9</b>	<b>26</b>	<b>26</b>	<b>9</b>	<b>0</b>	<b>35</b>	<b>0</b>	<b>35</b>	<b>0</b>	<b>35</b>



UNIVERSITY OF MISSISSIPPI MEDICAL CENTER

ON-CAMPUS HEADCOUNT ENROLLMENT

BY PROGRAM CATEGORY, BY LEVEL, BY ETHNICITY, BY GENDER, AND BY RESIDENT AND NONRESIDENT

FALL, 1996-97 (CONTINUED)

	Men	Women	White	Black	Other	Full Time	Part Time	Resident	Nonresident	Total
Medicine (M.D.) - 511201										
1st Year	72	34	88	13	5	106	0	106	0	106
2nd Year	64	33	82	11	4	97	0	97	0	97
3rd Year	69	24	79	9	5	93	0	93	0	93
4th Year	65	25	80	5	5	90	0	90	0	90
Intern	15	3	13	1	4	18	0	5	13	18
Resident	292	100	312	16	64	392	0	203	189	392
<b>Total</b>	<b>577</b>	<b>219</b>	<b>654</b>	<b>55</b>	<b>87</b>	<b>796</b>	<b>0</b>	<b>594</b>	<b>202</b>	<b>796</b>
Microbiology/Bacteriology - 260501										
Master's	1	1	2	0	0	1	1	1	1	2
Doctoral	13	8	15	0	6	4	17	7	14	21
Nondegree-Post Baccalaureate	1	1	2	0	0	0	2	2	0	2
<b>Total</b>	<b>15</b>	<b>10</b>	<b>19</b>	<b>0</b>	<b>6</b>	<b>5</b>	<b>20</b>	<b>10</b>	<b>15</b>	<b>25</b>
Nuclear Medical Technology/Technician - 510905										
Sophomore	5	1	6	0	0	6	0	6	0	6
<b>Total</b>	<b>5</b>	<b>1</b>	<b>6</b>	<b>0</b>	<b>0</b>	<b>6</b>	<b>0</b>	<b>6</b>	<b>0</b>	<b>6</b>
Nursing (R.N. Training) - 511601										
Junior	20	77	88	9	0	94	3	97	0	97
Senior	18	82	93	7	0	98	2	100	0	100
Nondegree-Post Baccalaureate	9	59	46	22	0	41	27	65	3	68
<b>Total</b>	<b>47</b>	<b>218</b>	<b>227</b>	<b>38</b>	<b>0</b>	<b>233</b>	<b>32</b>	<b>262</b>	<b>3</b>	<b>265</b>
Nursing, Maternal/Child Health (Post-R.N.) - 511606										
Master's	1	2	3	0	0	0	3	2	1	3
<b>Total</b>	<b>1</b>	<b>2</b>	<b>3</b>	<b>0</b>	<b>0</b>	<b>0</b>	<b>3</b>	<b>2</b>	<b>1</b>	<b>3</b>



UNIVERSITY OF MISSISSIPPI MEDICAL CENTER  
ON-CAMPUS HEADCOUNT ENROLLMENT  
BY PROGRAM CATEGORY, BY LEVEL, BY ETHNICITY, BY GENDER, AND BY RESIDENT AND NONRESIDENT  
FALL, 1996-97 (CONTINUED)

	Men	Women	White	Black	Other	Full Time	Part Time	Resident	Nonresident	Total
Nursing, Surgical (Post-R.N.) - 511612										
Master's	10	86	85	11	0	32	64	94	2	96
Doctoral	0	3	2	1	0	0	3	3	0	3
Nondegree-Post Baccalaureate	0	10	10	0	0	0	10	10	0	10
<b>Total</b>	<b>10</b>	<b>99</b>	<b>97</b>	<b>12</b>	<b>0</b>	<b>32</b>	<b>77</b>	<b>107</b>	<b>2</b>	<b>109</b>
Occupational Therapy - 512306										
Junior	3	21	24	0	0	24	0	24	0	24
Senior	4	21	25	0	0	24	1	25	0	25
<b>Total</b>	<b>7</b>	<b>42</b>	<b>49</b>	<b>0</b>	<b>0</b>	<b>48</b>	<b>1</b>	<b>49</b>	<b>0</b>	<b>49</b>
Pathology, Human and Animal - 260704										
Master's	1	0	1	0	0	0	1	1	0	1
Doctoral	0	1	1	0	0	0	1	1	0	1
<b>Total</b>	<b>1</b>	<b>1</b>	<b>2</b>	<b>0</b>	<b>0</b>	<b>0</b>	<b>2</b>	<b>2</b>	<b>0</b>	<b>2</b>
Pharmacology, Human and Animal - 260705										
Doctoral	11	10	5	1	15	7	14	5	16	21
<b>Total</b>	<b>11</b>	<b>10</b>	<b>5</b>	<b>1</b>	<b>15</b>	<b>7</b>	<b>14</b>	<b>5</b>	<b>16</b>	<b>21</b>
Physical Therapy - 512308										
Junior	25	47	60	12	0	72	0	72	0	72
Senior	34	39	68	4	1	72	1	73	0	73
<b>Total</b>	<b>59</b>	<b>86</b>	<b>128</b>	<b>16</b>	<b>1</b>	<b>144</b>	<b>1</b>	<b>145</b>	<b>0</b>	<b>145</b>
Physiology, Human and Animal - 260706										
Doctoral	2	2	3	0	1	3	1	4	0	4
Resident	0	2	2	0	0	2	0	1	1	2
<b>Total</b>	<b>2</b>	<b>4</b>	<b>5</b>	<b>0</b>	<b>1</b>	<b>5</b>	<b>1</b>	<b>5</b>	<b>1</b>	<b>6</b>



**UNIVERSITY OF MISSISSIPPI MEDICAL CENTER**  
**ON-CAMPUS HEADCOUNT ENROLLMENT**  
**BY PROGRAM CATEGORY, BY LEVEL, BY ETHNICITY, BY GENDER, AND BY RESIDENT AND NONRESIDENT**  
**FALL, 1996-97 (CONTINUED)**

	Men	Women	White	Black	Other	Full Time	Part Time	Resident	Nonresident	Total
Preventive Medicine Residency - 512954										
Doctoral	0	1	1	0	0	0	1	1	0	1
Nondegree-Post Baccalaureate	0	1	1	0	0	0	1	1	0	1
<b>Total</b>	<b>0</b>	<b>2</b>	<b>2</b>	<b>0</b>	<b>0</b>	<b>0</b>	<b>2</b>	<b>2</b>	<b>0</b>	<b>2</b>
<b>GRAND TOTAL</b>	<b>892</b>	<b>914</b>	<b>1,514</b>	<b>165</b>	<b>127</b>	<b>1,558</b>	<b>248</b>	<b>1,531</b>	<b>275</b>	<b>1,806</b>