


BOARD OF TRUSTEES OF STATE INSTITUTIONS OF HIGHER LEARNING  
STATE OF MISSISSIPPI

ON-CAMPUS AND OFF-CAMPUS HEADCOUNT ENROLLMENT AND FULL-TIME EQUIVALENT  
FIRST REGULAR SESSION, 1993-94



Institution	Headcount				Full-time Equivalent				
	Full Time	Part Time	Total	Percent Part time	Lower	Upper	Graduate	Total	F.T.E. Percent of Headcount
Alcorn State University	2,371	341	2,712	12.6%	1,385	1,208	78	2,671	98.5%
Delta State University	3,018	883	3,906	22.7%	1,522	1,527	271	3,320	85.0%
Jackson State University	5,088	1,258	6,346	19.8%	2,561	2,474	477	5,512	86.9%
Mississippi State University	11,639	2,819	14,458	19.5%	3,862	6,606	1,797	12,265	84.8%
Mississippi University for Women	1,606	1,258	2,864	43.9%	929	1,008	68	2,005	70.0%
Mississippi Valley State University	2,130	199	2,329	8.5%	1,408	874	17	2,299	98.7%
University of Mississippi	9,208	1,512	10,720	14.1%	3,466	4,270	1,892	9,628	89.8%
University of Southern Mississippi	9,899	3,035	12,934	23.5%	2,881	6,753	1,524	11,158	86.3%
Total	44,959	11,310	56,269	20.1%	18,014	24,720	6,124	48,858	86.8%

Post-it<sup>™</sup> brand fax transmittal memo 7671

# of pages > 1

To	JIM PRATEL	From	SUSAN SILVER
Co.	MUW	Co.	IHL
Dept.	IL	Phone #	982-6702
Fax #	329-7297	Fax #	982-6129



# TABLE OF CONTENTS ENROLLMENTS 1993-94 FIRST REGULAR SESSION

## Total Headcount Enrollment

On-Campus and Off-Campus Headcount Enrollment, By Level .....	1
On-Campus and Off-Campus Headcount Enrollment, By Ethnicity, By Sex and By Resident and Non-resident .....	2

## On-Campus

Headcount Enrollment, By Level .....	7
Headcount and Full-Time Equivalent (FTE) Enrollment .....	8
Headcount Enrollment, By Ethnicity, By Sex and By Resident and Non-Resident .....	9
Headcount Enrollment, By Students' Origin .....	10
Headcount Enrollment, By Out-of-State Students' Residence .....	11
Headcount Enrollment, By Program Category .....	12
Graduate Headcount Enrollment, By Degree Program Levels, Full-Time and Part-Time .....	20
Graduate Headcount Enrollment, By Program Category and By Level .....	21
Location of Students, By Counties for Residents of Mississippi .....	42

## Off-Campus

Headcount and Full-Time Equivalent (FTE) Enrollment .....	46
Headcount Enrollment, By Ethnicity, By Sex and By Resident and Non-Resident .....	47
Headcount Enrollment, By Program Category .....	48
Graduate Headcount Enrollment, By Degree Level .....	52
Graduate Headcount Enrollment, By Program Category .....	53

## Other Locations

Enrollees in Extension Classes, By Academic Field and Level .....	56
Enrollees in Extension Classes, By Ethnicity, By Sex and By Resident and Non-Resident .....	57

## University of Mississippi Medical Center

Headcount Enrollment, By Program Category and Level .....	59
-----------------------------------------------------------	----

## Faculty Characteristics

Profile of University Personnel with Faculty Rank .....	64
---------------------------------------------------------	----



# TOTAL HEADCOUNT ENROLLMENT



BOARD OF TRUSTEES OF STATE INSTITUTIONS OF HIGHER LEARNING  
STATE OF MISSISSIPPI

ON-CAMPUS AND OFF-CAMPUS HEADCOUNT ENROLLMENT, BY LEVEL  
FIRST REGULAR SESSION, 1993-94

<u>Institution</u>	<u>Freshman</u>	<u>Sophomore</u>	<u>Junior</u>	<u>Senior</u>	<u>Total Undergraduate</u>	<u>Graduate</u>	<u>Total</u>
Alcorn State University	854	529	532	646	2,561	151	2,712
Delta State University	1,329	424	557	1,061	3,371	535	3,906
Jackson State University	1,803	986	1,099	1,533	5,421	925	6,346
Mississippi State University	2,296	1,912	3,024	4,492	11,724	2,734	14,458
Mississippi University for Women	840	373	526	949	2,688	176	2,864
Mississippi Valley State University	829	604	440	431	2,304	25	2,329
University of Mississippi	2,154	1,535	1,969	2,671	8,329	2,391	10,720
Univ. of Mississippi Medical Center	80	0	332	190	602	1,129	1,731
University of Southern Mississippi	<u>1,580</u>	<u>1,385</u>	<u>2,784</u>	<u>4,896</u>	<u>10,645</u>	<u>2,289</u>	<u>12,934</u>
Total	11,765	7,748	11,263	16,869	47,645	10,355	58,000



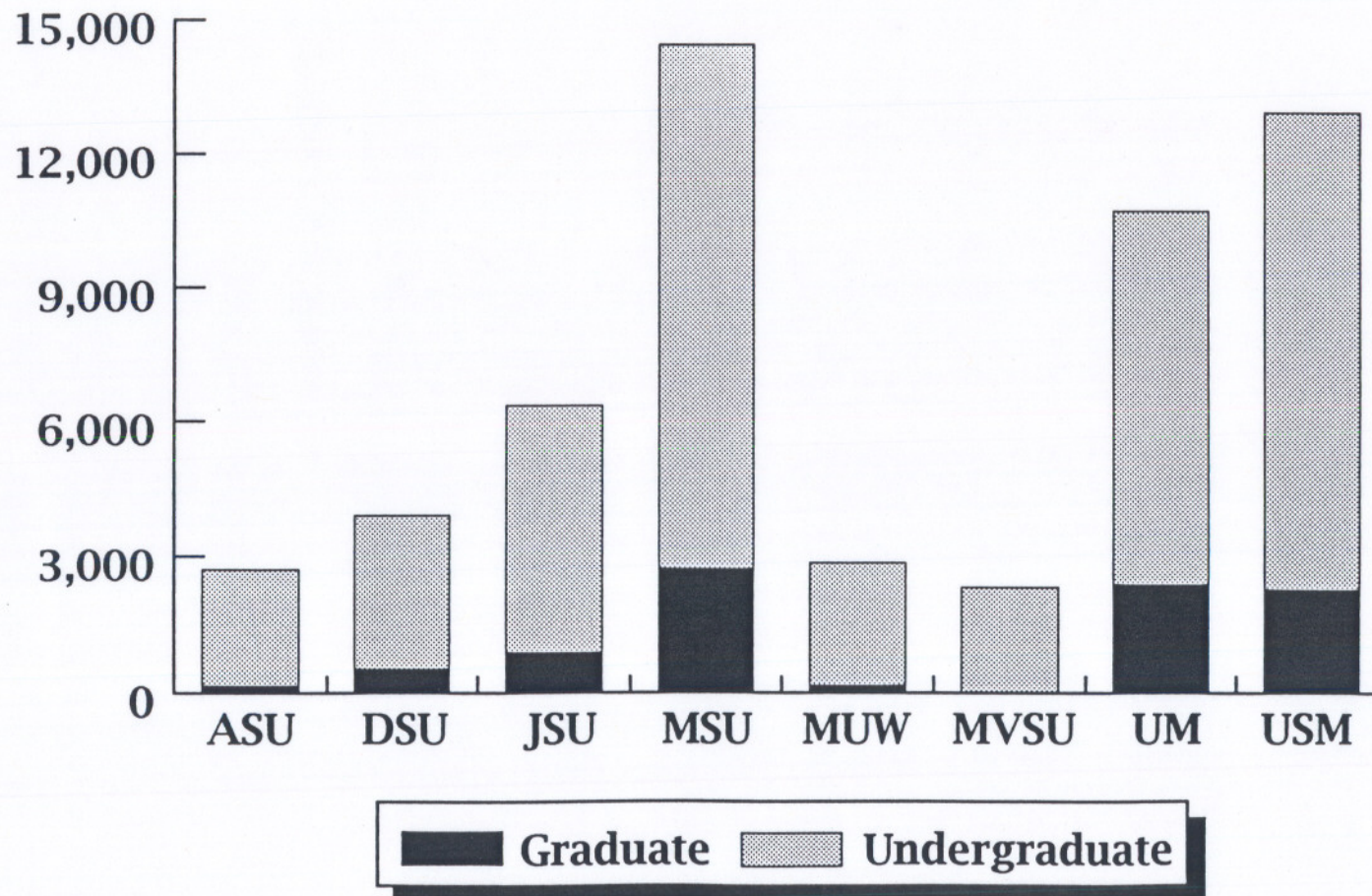
OF TRUSTEES OF STATE INSTITUTIONS OF HIGHER LEARNING  
STATE OF MISSISSIPPI

ON-CAMPUS AND OFF-CAMPUS HEADCOUNT ENROLLMENT, BY ETHNICITY, BY SEX AND BY RESIDENT AND NON-RESIDENT  
FIRST REGULAR SESSION, 1993-94

<u>Institution</u>	<u>Total</u>	<u>White</u>	<u>Black</u>	<u>Other</u>	<u>Men</u>	<u>Women</u>	<u>Resident</u>	<u>Non-Resident</u>
Alcorn State University	2,712	179	2,513	20	1,015	1,697	2,336	376
Delta State University	3,906	2,966	897	43	1,645	2,261	3,656	250
Jackson State University	6,346	223	5,970	153	2,645	3,701	4,531	1,815
Mississippi State University	14,458	11,427	1,949	1,082	8,460	5,998	11,007	3,451
Mississippi University for Women	2,864	2,253	78.7% 567	19.7% 44	1.5% 588	2,276	2,647	217
Mississippi Valley State University	2,329	5	2,319	5	989	1,340	1,997	332
University of Mississippi	10,720	9,029	952	739	5,407	5,313	6,568	4,152
Univ. of Mississippi Medical Center	1,731	1,473	138	120	842	889	1,484	247
University of Southern Mississippi	<u>12,934</u>	<u>10,419</u>	<u>1,988</u>	<u>527</u>	<u>5,549</u>	<u>7,385</u>	<u>10,743</u>	<u>2,191</u>
Total	58,000	37,974	17,293	2,733	27,140	30,860	44,969	13,031

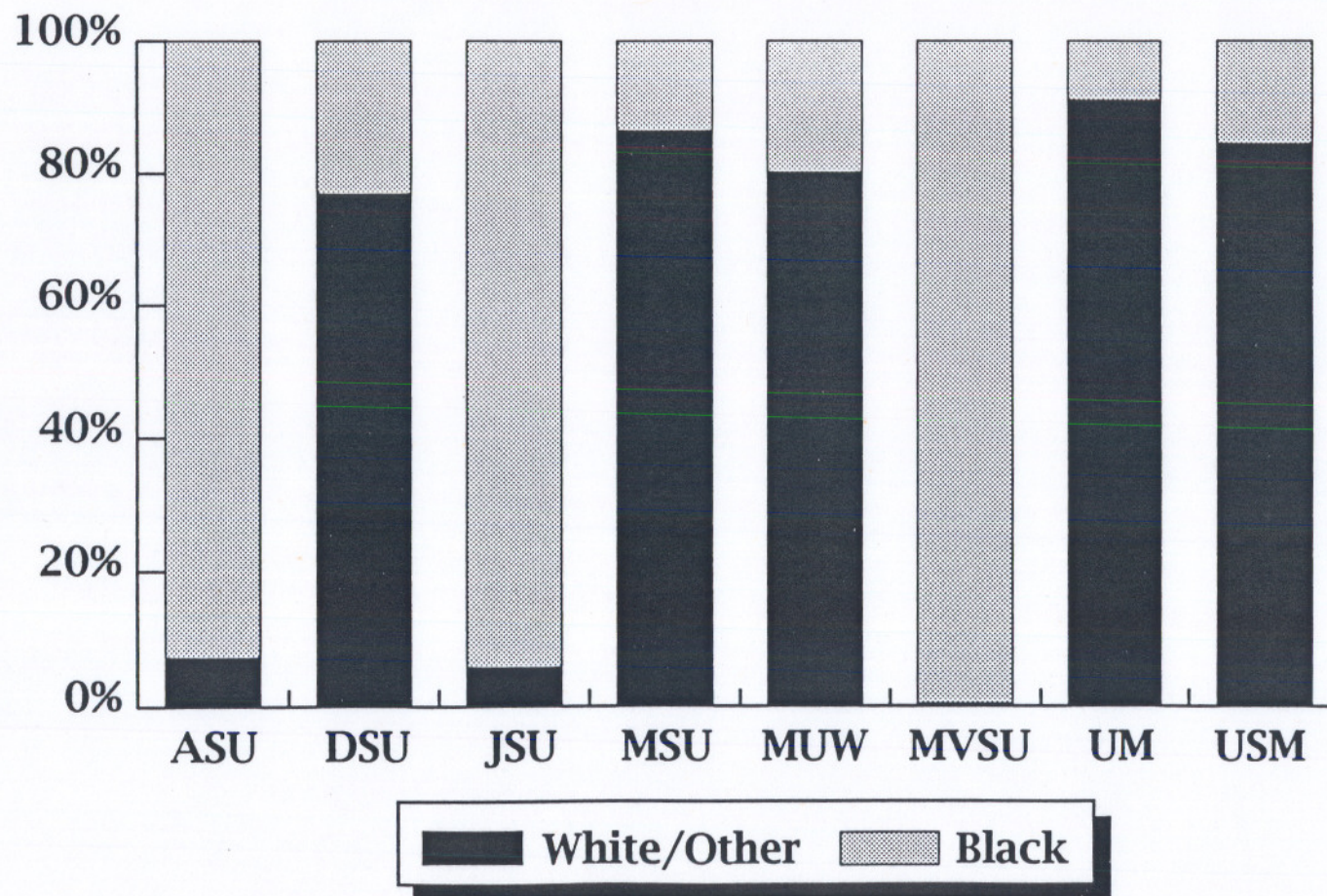


# HEADCOUNT ENROLLMENT GRADUATE & UNDERGRADUATE FALL TERM 1993



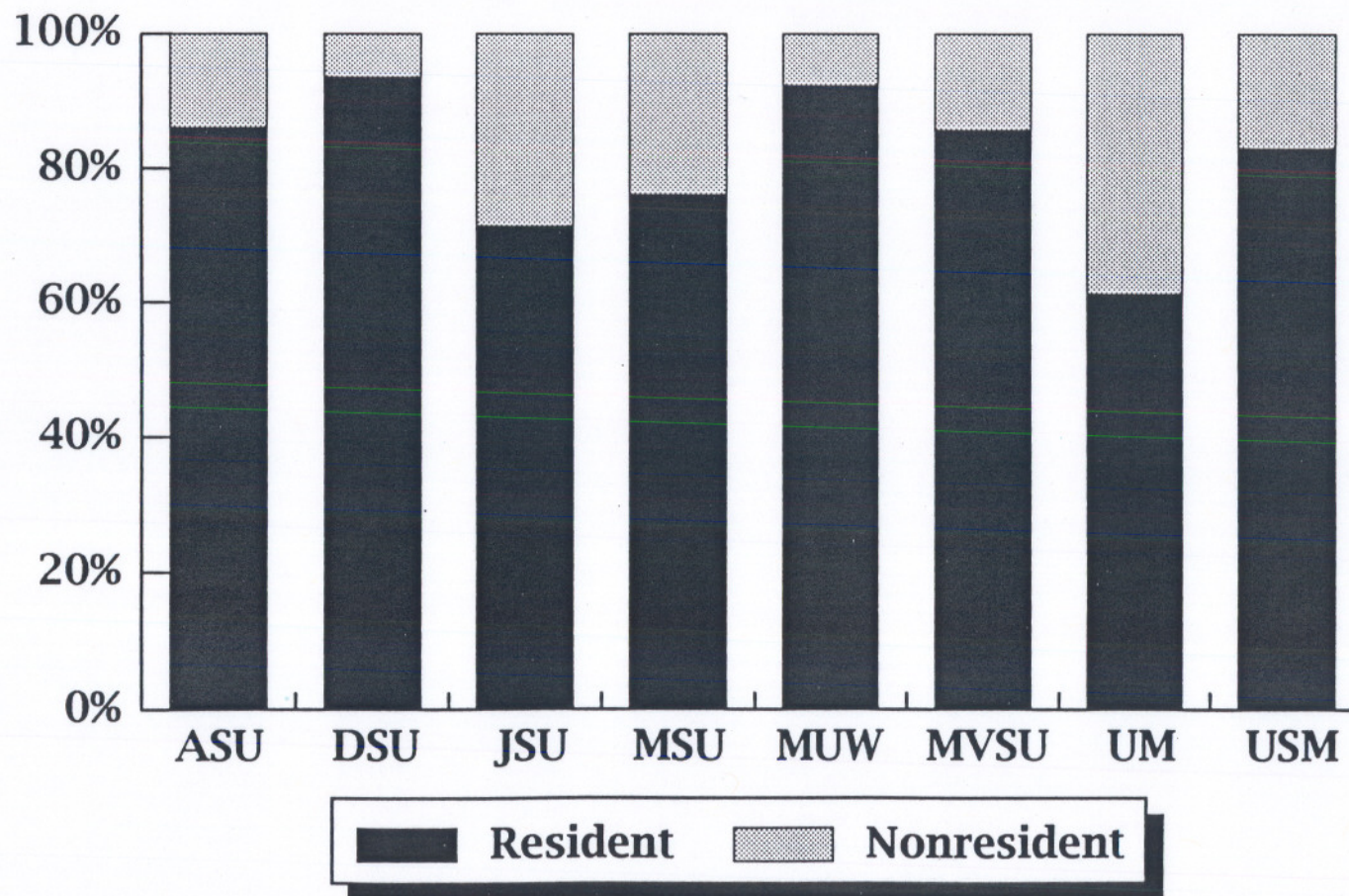


# HEADCOUNT ENROLLMENT BY ETHNICITY FALL TERM 1993





# HEADCOUNT ENROLLMENT RESIDENT & NONRESIDENT FALL TERM 1993





**ON-CAMPUS**



BOARD OF TRUSTEES OF STATE INSTITUTIONS OF HIGHER LEARNING  
STATE OF MISSISSIPPI

ON-CAMPUS HEADCOUNT ENROLLMENT, BY LEVEL  
FIRST REGULAR SESSION, 1993-94

<u>Institution</u>	<u>Freshman</u>	<u>Sophomore</u>	<u>Junior</u>	<u>Senior</u>	<u>Total Undergraduate</u>	<u>Graduate</u>	<u>Total</u>
Alcorn State University	854	529	532	646	2,561	151	2,712
Delta State University	1,311	417	551	1,053	3,332	509	3,841
Jackson State University	1,781	986	1,091	1,519	5,377	822	6,199
Mississippi State University*	2,283	1,901	2,860	4,218	11,262	2,389	13,651
Mississippi University for Women	825	363	468	839	2,495	174	2,669
Mississippi Valley State University	829	604	440	431	2,304	25	2,329
University of Mississippi**	2,129	1,535	1,889	2,604	8,157	2,212	10,369
University of Southern Mississippi	<u>1,580</u>	<u>1,385</u>	<u>2,468</u>	<u>4,172</u>	<u>9,605</u>	<u>1,882</u>	<u>11,487</u>
Total	11,592	7,720	10,299	15,482	45,093	8,164	53,257

\* Includes Veterinary students.

\*\* Excludes Medical School located in Jackson.

Includes Law School, fifth-year Pharmacy, and fifth-year Engineering enrollments.



BOARD OF TRUSTEES OF STATE INSTITUTIONS OF HIGHER LEARNING  
STATE OF MISSISSIPPI

ON-CAMPUS HEADCOUNT ENROLLMENT AND FULL-TIME EQUIVALENT  
FIRST REGULAR SESSION, 1993-94

<u>Institution</u>	<u>Headcount</u>				<u>Full-Time Equivalent</u>				
	<u>Full Time</u>	<u>Part Time</u>	<u>Total</u>	<u>Percent Part-Time</u>	<u>Lower</u>	<u>Upper</u>	<u>Graduate</u>	<u>Total</u>	<u>F.T.E. Percent of Headcount</u>
Alcorn State University	2,371	341	2,712	12.6%	1,385	1,208	78	2,671	98.5%
Delta State University	3,014	827	3,841	21.5%	1,513	1,522	263	3,298	85.9%
Jackson State University	5,088	1,111	6,199	17.9%	2,556	2,468	453	5,477	88.4%
Mississippi State University	11,432	2,219	13,651	16.3%	3,853	6,346	1,695	11,894	87.1%
Mississippi University for Women	1,586	1,083	2,669	40.6%	919	959	67	1,945	72.9%
Mississippi Valley State University	2,130	199	2,329	8.5%	1,408	874	17	2,299	98.7%
University of Mississippi	9,203	1,166	10,369	11.2%	3,459	4,230	1,827	9,516	91.8%
University of Southern Mississippi	<u>9,487</u>	<u>2,000</u>	<u>11,487</u>	<u>17.4%</u>	<u>2,881</u>	<u>6,169</u>	<u>1,379</u>	<u>10,429</u>	<u>90.8%</u>
Total	44,311	8,946	53,257	16.8%	17,974	23,776	5,779	47,529	89.2%



BOARD OF TRUSTEES OF STATE INSTITUTIONS OF HIGHER LEARNING  
STATE OF MISSISSIPPI

ON-CAMPUS HEADCOUNT ENROLLMENT, BY ETHNICITY, BY SEX AND BY RESIDENT AND NON-RESIDENT  
FIRST REGULAR SESSION, 1993-94

<u>Institution</u>	<u>Total</u>	<u>White</u>	<u>Black</u>	<u>Other</u>	<u>Men</u>	<u>Women</u>	<u>Resident</u>	<u>Non-Resident</u>
Alcorn State University	2,712	179	2,513	20	1,015	1,697	2,336	376
Delta State University	3,841	2,917	881	43	1,626	2,215	3,591	250
Jackson State University	6,199	185	5,863	151	2,624	3,575	4,395	1,804
Mississippi State University*	13,651	10,734	1,846	1,071	8,144	5,507	10,221	3,430
Mississippi University for Women	2,669	2,097	530	42	542	2,127	2,463	206
Mississippi Valley State University	2,329	5	2,319	5	989	1,340	1,997	332
University of Mississippi**	10,369	8,701	929	739	5,303	5,066	6,220	4,149
University of Southern Mississippi	<u>11,487</u>	<u>9,146</u>	<u>1,874</u>	<u>467</u>	<u>5,026</u>	<u>6,461</u>	<u>9,314</u>	<u>2,173</u>
Total	53,257	33,964	16,755	2,538	25,269	27,988	40,537	12,720

\* Includes Veterinary students.

\*\* Excludes Medical School located in Jackson.

Includes Law School, fifth-year Pharmacy, and fifth-year Engineering enrollments.



BOARD OF TRUSTEES OF STATE INSTITUTIONS OF HIGHER LEARNING  
STATE OF MISSISSIPPI

ON-CAMPUS HEADCOUNT ENROLLMENT, BY STUDENTS' ORIGIN  
FIRST REGULAR SESSION, 1993-94

<u>Institution</u>	<u>No. of Students from Adjacent Counties*</u>	<u>No. of Students from In-state</u>	<u>No. of Students from Other States</u>	<u>No. of Students from Foreign Countries</u>	<u>Total On-Campus Enrollment</u>	<u>Percent of In-state Students to Total On-Campus Enrollment</u>	<u>Percent of In-state Students from Adjacent Counties*</u>
Alcorn State University	736	2,336	371	5	2,712	86.1%	31.5%
Delta State University	2,144	3,591	226	24	3,841	93.5%	59.7%
Jackson State University	2,681	4,395	1,633	171	6,199	70.9%	61.0%
Mississippi State University	2,826	10,221	2,620	810	13,651	74.9%	27.6%
Mississippi University for Women	1,903	2,463	202	4	2,669	92.3%	77.3%
Mississippi Valley State University	914	1,997	330	2	2,329	85.7%	45.8%
University of Mississippi	2,037	6,220	3,562	587	10,369	60.0%	32.7%
University of Southern Mississippi	<u>3,590</u>	<u>9,314</u>	<u>1,844</u>	<u>329</u>	<u>11,487</u>	<u>81.1%</u>	<u>38.5%</u>
Total	16,831	40,537	10,788	1,932	53,257	76.1%	41.5%

\*Includes the county where the institution is located, plus the adjacent counties.



BOARD OF TRUSTEES OF STATE INSTITUTIONS OF HIGHER LEARNING  
STATE OF MISSISSIPPI

ON-CAMPUS HEADCOUNT ENROLLMENT BY OUT-OF-STATE STUDENTS' RESIDENCE  
FIRST REGULAR SESSION, 1993-94

	<u>ASU</u>	<u>DSU</u>	<u>JSU</u>	<u>MSU</u>	<u>MUW</u>	<u>MVSU</u>	<u>UM</u>	<u>USM</u>	<u>TOTAL</u>	
<u>Total Enrollment</u>	2,712	3,841	6,199	13,651	2,669	2,329	10,369	11,487	53,257	
<u>Total Non-resident</u>	376	250	1,804	3,430	206	332	4,149	2,173	12,720	
<u>Non-resident Percent of Total Enrollment</u>	13.9%	6.5%	29.1%	25.1%	7.7%	14.3%	40.0%	18.9%	23.9%	
<u>Non-residents from SREB States</u>										<u>Percent of Enrollment</u>
Alabama	15	10	96	519	109	23	269	283	1,324	2.50%
Arkansas	3	38	42	114	3	10	218	17	445	0.80%
Florida	7	22	44	216	12	2	224	184	711	1.30%
Georgia	27	6	52	120	6	7	314	62	594	1.10%
Kentucky	2	1	5	60	0	2	112	13	195	0.40%
Louisiana	142	30	111	250	25	19	463	829	1,869	3.50%
Maryland	1	1	3	32	1	0	29	13	80	0.20%
North Carolina	0	4	3	29	0	0	39	10	85	0.20%
Oklahoma	0	1	20	18	0	1	20	12	72	0.10%
South Carolina	1	1	8	27	0	1	30	14	82	0.20%
Tennessee	23	49	95	386	18	59	731	45	1,406	2.60%
Texas	23	18	37	145	5	6	357	60	651	1.20%
Virginia	1	3	3	70	6	1	128	24	236	0.40%
West Virginia	1	0	0	9	0	0	5	0	15	0.00%
Total - SREB States	246	184	519	1,995	185	131	2,939	1,566	7,765	14.60%
<u>From Other U. S. States</u>	125	42	1,114	625	17	199	623	278	3,023	5.70%
<u>From Foreign Countries</u>	5	24	171	810	4	2	587	329	1,932	3.60%
<u>Foreign Countries Represented (Some countries represented on more than one campus)</u>	5	7	31	79	3	2	57	54	238	



BOARD OF TRUSTEES OF STATE INSTITUTIONS OF HIGHER LEARNING  
STATE OF MISSISSIPPI

ON-CAMPUS HEADCOUNT ENROLLMENT, BY PROGRAM CATEGORY  
FIRST REGULAR SESSION, 1993-94

<u>Six Digit CIP</u> <u>Program Category</u>	<u>ASU</u>	<u>DSU</u>	<u>JSU</u>	<u>MSU</u>	<u>MUW</u>	<u>MVSU</u>	<u>UM</u>	<u>USM</u>	<u>TOTAL</u>
Accounting - 520301	125	164	366	578	132	0	516	545	2,426
Administrative Assistant/Secretarial Science, General - 520401	8	0	0	0	0	0	0	0	8
Adult and Continuing Education Administration - 130403	0	0	0	0	0	0	0	11	11
Advertising - 090201	0	0	0	0	0	0	0	78	78
Aerospace, Aeronautical and Astronautical Engineering - 140201	0	0	0	157	0	0	0	0	157
Agricultural Business and Management, General - 010101	17	0	0	13	0	0	0	0	30
Agricultural Business/Agribusiness Operations - 010102	0	0	0	78	0	0	0	0	78
Agricultural Economics - 010103	103	0	0	94	0	0	0	0	197
Agricultural Engineering - 140301	0	0	0	9	0	0	0	0	9
Agricultural Teacher Education (Vocational) - 131301	18	0	0	55	0	0	0	0	73
Agriculture/Agricultural Sciences, General - 020101	20	0	0	72	0	0	0	0	92
Agronomy and Crop Science - 020402	12	0	0	159	0	0	0	0	171
Aircraft Pilot and Navigator (Professional) - 490102	0	113	0	0	0	0	0	0	113
American Studies/Civilization - 050102	0	0	0	0	0	0	0	5	5
Animal Sciences, General - 020201	30	0	0	113	0	0	0	0	143
Anthropology - 450201	0	0	0	34	0	0	36	55	125
Applied Mathematics, General - 270301	0	0	0	9	0	0	0	0	9
Architectural Engineering Technology/ Technician - 150101	0	0	0	0	0	0	0	142	142
Architecture - 040201	0	0	0	263	0	0	0	0	263
Area Studies, Other - 050199	0	0	0	0	0	0	68	0	68
Art History, Criticism and Conservation - 500703	0	0	0	0	0	0	23	0	23
Art Teacher Education - 131302	0	0	1	0	0	0	1	31	33
Atmospheric Sciences and Meteorology - 400401	0	0	22	0	0	0	0	0	22
Aviation and Airway Science - 490101	0	54	0	0	0	0	0	0	54



On-Campus Headcount Enrollment, By Program Category  
 First Regular Session, 1993-94  
 (Continued)

Six Digit CIP Program Category	ASU	DSU	JSU	MSU	MUW	MVSU	UM	USM	TOTAL
Biochemistry - 260202	0	0	0	45	0	0	0	0	45
Bioengineering and Biomedical Engineering - 140501	0	0	0	99	0	0	0	0	99
Biological and Physical Sciences - 300101	0	40	0	18	0	0	0	0	58
Biological Sciences/Life Sciences, Other - 269999	0	0	0	0	0	0	357	0	357
Biology, General - 260101	302	217	688	520	121	134	478	733	3,193
Broadcast Journalism - 090402	0	0	0	0	5	0	0	0	5
Business Administration and Management, General - 520201	233	219	589	785	247	210	393	444	3,120
Business Marketing and Marketing Management - 521401	0	72	125	630	0	0	257	236	1,320
Business Teacher Education (Vocational) - 131303	7	18	65	55	0	0	0	32	177
Business/Managerial Economics - 520601	0	0	13	31	0	0	59	96	199
Business, General - 520101	0	110	0	0	0	0	753	0	863
Chemical Engineering - 140701	0	0	0	337	0	0	58	0	395
Chemistry, General - 400501	46	85	82	133	17	0	86	144	593
Chemistry, Other - 400599	0	0	0	0	0	0	0	201	201
City/Urban, Community and Regional Planning - 040301	0	0	0	0	0	0	0	10	10
Civil Engineering, General - 140801	0	0	0	261	0	0	63	0	324
Classics and Classical Languages and Literatures - 161201	0	0	0	0	0	0	10	0	10
Clothing/Apparel and Textile Studies - 190901	0	0	0	0	21	0	0	35	56
Communications, General - 090101	0	0	0	229	0	0	0	75	304
Communications, Other - 099999	0	0	0	2	0	0	41	58	101
Computer and Information Sciences, Other - 119999	134	0	443	256	0	134	93	312	1,372
Computer Engineering - 140901	0	0	0	219	0	0	0	0	219
Computer Engineering Technology/ Technician - 150301	0	0	0	0	0	0	0	54	54
Counseling Psychology - 420601	0	0	0	0	0	0	0	84	84
Counselor Education Counseling and Guidance Services - 131101	0	62	69	130	0	0	0	29	290
Court Reporter - 520405	0	0	0	0	0	0	67	0	67
Criminal Justice Studies - 430104	39	123	271	0	0	154	0	364	951



On-Campus Headcount Enrollment, By Program Category  
 First Regular Session, 1993-94  
 (Continued)

Six Digit CIP Program Category	<u>ASU</u>	<u>DSU</u>	<u>JSU</u>	<u>MSU</u>	<u>MUW</u>	<u>MVSU</u>	<u>UM</u>	<u>USM</u>	<u>TOTAL</u>
Criminal Justice/Law Enforcement									
Administration - 430103	0	0	0	0	0	0	183	0	183
Curriculum and Instruction - 130301	0	0	0	0	0	0	66	55	121
Custodial, Housekeeping and Home Services Workers and Managers, Gen.									
- 200601	0	0	0	0	0	0	0	15	15
Dairy Science - 020206	0	0	0	8	0	0	0	0	8
Dance - 500301	0	0	0	0	0	0	0	29	29
Dietetics/Human Nutritional Services									
- 190503	0	0	0	0	0	0	0	68	68
Drama/Theater Arts, General									
- 500501	0	0	0	0	0	0	77	61	138
Economics, General - 450601	9	0	0	10	0	0	6	0	25
Education of the Deaf and Hearing Impaired - 131003	0	0	0	0	0	0	0	39	39
Education of the Gifted and Talented									
- 131004	0	0	0	0	4	0	0	0	4
Education Administration and Supervision, General - 130401	0	42	66	24	0	0	48	12	192
Education, General - 130101	0	39	0	212	0	0	110	143	504
Educational Psychology - 130802	64	0	0	176	0	0	79	0	319
Electrical, Electronic and Communications Eng. Tech./Technician									
- 150303	0	0	0	0	0	0	0	150	150
Electrical, Electronics and Communication Engineering									
- 141001	0	0	0	612	0	0	88	0	700
Elementary Teacher Education									
- 131202	187	340	359	524	213	252	259	544	2,678
Engineering Mechanics - 141101	0	0	0	2	0	0	0	0	2
Engineering Science - 141301	0	0	0	0	0	0	189	0	189
Engineering-Related Technology/ Technician, General - 151101	0	0	0	0	0	0	0	34	34
Engineering, General - 140101	0	0	0	58	0	0	48	0	106
English Language and Literature, General - 230101	37	44	107	136	58	31	494	332	1,239
English Literature (British and Commonwealth) - 230801	0	0	2	0	0	0	0	0	2
English Teacher Education - 131305	0	35	0	0	0	0	0	0	35
Entomology - 260702	0	0	0	26	0	0	0	0	26



On-Campus Headcount Enrollment, By Program Category  
 First Regular Session, 1993-94  
 (Continued)

Six Digit CIP Program Category	ASU	DSU	JSU	MSU	MUW	MVSU	UM	USM	TOTAL
Environmental Science/Studies									
- 030102	0	0	30	0	0	0	0	0	30
Exercise Sciences/Physiology and Movement Studies - 310505	0	0	0	0	0	0	119	0	119
Family Life and Relations Studies									
- 190704	0	0	0	0	0	0	0	55	55
Family/Consumer Resource Management, Other - 190499	0	0	0	0	0	0	0	35	35
Fashion Merchandising - 080102	0	18	0	0	0	0	0	0	18
Finance, General - 520801	0	57	117	140	0	0	265	135	714
Fishing and Fisheries Sciences and Management - 030301	0	0	0	10	0	0	0	0	10
Food Sciences and Technology									
- 020301	0	0	0	58	0	0	0	0	58
Foods and Nutrition Studies, General									
- 190501	16	0	0	0	0	0	0	0	16
Foreign Languages and Literatures, General - 160101	0	0	0	60	0	0	0	32	92
Foreign Languages Teacher Education									
- 131306	0	2	0	0	0	0	0	25	27
Forensic Technology/Technician									
- 430106	0	0	0	0	0	0	11	0	11
Forest Harvesting and Production Technology/Technician - 030401	0	0	0	36	0	0	0	0	36
Forestry, General - 030501	0	0	0	371	0	0	0	0	371
French Language and Literature									
- 160901	0	2	0	0	0	0	11	0	13
Genetics, Plant and Animal - 260613	0	0	0	2	0	0	0	0	2
Geography - 450701	0	0	0	0	0	0	0	39	39
Geological Engineering - 141501	0	0	0	0	0	0	16	0	16
Geology - 400601	0	0	0	260	0	0	10	32	302
German Language and Literature									
- 160501	0	2	0	0	0	0	12	0	14
Health and Medical Laboratory Technol./Technicians, Oth.									
- 511099	0	0	0	5	0	0	0	0	5
Health and Physical Education/Fitness, Other - 310599	0	0	0	0	0	0	6	0	6
Health Professions and Related Sciences, Other - 519999	11	0	0	18	0	0	0	0	29



On-Campus Headcount Enrollment, By Program Category  
 First Regular Session, 1993-94  
 (Continued)

Six Digit CIP Program Category	<u>ASU</u>	<u>DSU</u>	<u>JSU</u>	<u>MSU</u>	<u>MUW</u>	<u>MVSU</u>	<u>UM</u>	<u>USM</u>	<u>TOTAL</u>
Health System/Health Services									
Administration - 510701	0	0	0	0	0	0	6	0	6
Health Teacher Education - 131307	0	0	0	0	0	0	0	31	31
Higher Education Administration									
- 130406	0	0	0	0	0	0	31	0	31
History, General - 450801	29	24	50	131	23	0	238	206	701
Home Economics Teacher Education									
(Vocational) - 131308	4	1	0	0	5	0	0	0	10
Home Economics, General - 190101	4	22	0	232	0	0	157	16	431
Horticulture Science - 020403	0	0	0	83	0	0	0	0	83
Hotel/Motel and Restaurant Management									
- 520902	0	0	0	0	0	0	0	123	123
Human Resources Management - 521001	0	0	0	0	0	0	0	130	130
Individual and Family Development									
Studies, General - 190701	0	0	0	0	66	0	0	0	66
Industrial Production Technologies/									
Technicians, Other - 150699	0	0	0	22	0	0	0	0	22
Industrial/Manufacturing Engineering									
- 141701	0	0	0	198	0	0	0	0	198
Industrial/Manufacturing Technology/									
Technician - 150603	67	0	231	130	0	92	0	29	549
Institutional Food Workers and									
Administrators, General - 200401	1	0	0	0	0	0	0	0	1
Insurance and Risk Management									
- 520805	0	42	0	10	0	0	25	0	77
Interior Architecture - 040501	0	0	0	0	0	0	47	51	98
Journalism - 090401	71	0	0	0	27	0	287	134	519
Landscape Architecture - 040601	0	0	0	140	0	0	0	0	140
Landscaping Operations and Management									
- 010605	0	0	0	59	0	0	0	0	59
Law (LL.B., J.D.) - 220101	0	0	0	0	0	0	507	0	507
Law Enforcement/Police Science									
- 430107	0	0	1	0	0	0	0	0	1
Liberal Arts and Sciences/Liberal									
Studies - 240101	0	0	0	770	0	0	0	0	770
Library Science/Librarianship									
- 250101	0	0	0	0	0	0	0	68	68
Linguistics - 160102	0	0	0	0	0	0	5	0	5
Management Information Systems and									
Business Data Processing, General									
- 521201	0	149	0	129	0	0	55	61	394



On-Campus Headcount Enrollment, By Program Category  
 First Regular Session, 1993-94  
 (Continued)

Six Digit CIP Program Category	ASU	DSU	JSU	MSU	MUW	MVSU	UM	USM	TOTAL
Mass Communications - 090403	0	0	245	0	0	0	0	0	245
Mathematical Statistics - 270501	0	0	0	8	0	0	0	0	8
Mathematics - 270101	22	52	178	245	64	17	84	126	788
Mathematics Teacher Education - 131311	8	21	21	0	0	0	0	0	50
Mechanical Engineering - 141901	0	0	0	529	0	0	98	0	627
Mechanical Engineering/Mechanical Technology/Technician - 150805	0	0	0	0	0	0	0	68	68
Medical Pharmacology and Pharmaceutical Sciences - 512003	0	0	0	0	0	0	11	0	11
Medical Records Administration - 510706	5	0	0	0	0	0	0	0	5
Medical Technology - 511005	36	18	0	56	0	0	14	191	315
Medicinal/Pharmaceutical Chemistry - 400505	0	0	0	0	0	0	6	0	6
Microbiology/Bacteriology - 260501	0	0	0	91	62	0	0	0	153
Multi/Interdisciplinary Studies, Other - 309999	0	0	0	14	0	0	0	28	42
Music - General Performance - 500903	2	1	6	0	0	0	0	16	25
Music Teacher Education - 131312	36	52	83	58	12	34	0	145	420
Music, General - 500901	0	4	0	0	16	0	123	143	286
Nuclear Engineering - 142301	0	0	0	16	0	0	0	0	16
Nursing (R.N. Training) - 511601	318	197	0	0	469	0	0	572	1,556
Nursing Administration (Post-R.N.) - 511602	0	0	0	0	0	0	0	58	58
Nursing, Public Health (Post-R.N.) - 511611	0	0	0	0	0	0	0	1	1
Nutritional Sciences - 260609	0	0	0	19	0	0	0	17	36
Oceanography - 400702	0	0	0	0	0	0	0	24	24
Office Supervision and Management - 520204	0	38	53	0	0	19	0	0	110
Paralegal/Legal Assistant - 220103	0	0	0	0	129	0	0	105	234
Parks, Recreation and Leisure Facilities Management - 310301	0	0	0	0	0	0	12	0	12
Parks, Recreation and Leisure Studies - 310101	19	0	0	0	0	0	59	106	184
Petroleum Engineering - 142501	0	0	0	26	0	0	0	0	26
Pharmacology, Human and Animal - 260705	0	0	0	0	0	0	10	0	10



On-Campus Headcount Enrollment, By Program Category  
 First Regular Session, 1993-94  
 (Continued)

Six Digit CIP Program Category	ASU	DSU	JSU	MSU	MUW	MVSU	UM	USM	TOTAL
Pharmacy (B. Pharm., Pharm.D.)									
- 512001	0	0	0	0	0	0	558	0	558
Philosophy - 380101	0	0	0	12	0	0	20	19	51
Physical Education Teaching and Coaching - 131314	44	118	89	294	86	88	6	533	1,258
Physical Sciences, General - 400101	0	0	0	0	17	0	0	0	17
Physical Therapy - 512308	56	0	0	0	0	0	0	0	56
Physics, General - 400801	0	0	18	30	0	0	45	35	128
Physiology, Human and Animal - 260706	0	0	0	22	0	0	0	0	22
Plant Pathology - 260305	0	0	0	7	0	0	0	0	7
Plant Protection (Pest Management) - 020408	0	0	0	38	0	0	0	0	38
Political Science, General - 451001	48	14	236	236	0	35	311	227	1,107
Poultry Science - 020209	0	0	0	75	0	0	0	0	75
Pre-Elementary/Early Childhood/ Kindergarten Teacher Education - 131204	1	0	13	0	0	0	0	0	14
Psychology, General - 420101	0	95	222	318	0	0	442	551	1,628
Public Administration - 440401	0	0	78	59	0	0	66	0	203
Public Health, General - 512201	0	0	0	0	0	0	0	28	28
Public Relations and Organizational Communications - 090501	0	0	0	0	0	16	0	16	32
Radio and Television Broadcasting - 090701	0	0	0	0	0	0	51	194	245
Real Estate - 521501	0	0	0	37	0	0	33	0	70
School Psychology - 421701	0	1	0	0	0	0	0	0	1
Science Teacher Education, General - 131316	0	18	7	0	0	0	0	50	75
Secondary Teacher Education - 131205	63	0	16	269	0	23	10	17	398
Social Science Teacher Education - 131317	0	40	60	0	0	0	0	0	100
Social Sciences, General - 450101	0	46	0	0	20	0	0	4	70
Social Work - 440701	0	89	132	73	0	85	141	323	843
Sociology - 451101	127	6	73	190	0	34	49	8	487
Spanish Language and Literature - 160905	0	8	2	0	2	0	17	0	29
Special Education, General - 131001	21	67	73	96	12	0	37	157	463
Speech and Rhetorical Studies - 231001	0	0	72	0	0	6	0	0	78



On-Campus Headcount Enrollment, By Program Category  
 First Regular Session, 1993-94  
 (Continued)

Six Digit CIP Program Category	ASU	DSU	JSU	MSU	MUW	MVSU	UM	USM	TOTAL
Speech-Language Pathology - 510203	0	0	0	0	41	0	0	0	41
Speech-Language Pathology and Audiology - 510204	0	65	0	0	0	0	152	195	412
Teacher Education, Specific Academic and Vocational Programs, Other - 131399	0	35	0	42	0	0	0	0	77
Technical Teacher Education (Vocational) - 131319	7	0	0	69	0	0	0	0	76
Technology Teacher Education/ Industrial Arts Teacher Education - 131309	91	0	9	0	0	0	0	40	140
Travel-Tourism Management - 520903	0	0	0	24	0	0	0	0	24
Urban Affairs/Studies - 451201	0	0	50	0	0	0	0	0	50
Veterinary Medicine (D.V.M.) - 512401	0	0	0	182	0	0	0	0	182
Visual and Performing Arts - 500101	0	108	43	127	69	15	128	105	595
Vocational Rehabilitation Counseling - 512310	0	0	18	0	0	0	0	0	18
Water Quality and Wastewater Treatment Technology/Technician - 150506	0	0	0	0	0	21	0	0	21
Wildlife and Wildlands Management - 030601	0	0	0	38	0	0	0	0	38
Wood Science and Pulp/Paper Technology - 030509	0	0	0	17	0	0	0	0	17
Unclassified	214	652	705	298	731	929	1,072	927	5,528
Total	2,712	3,841	6,199	13,651	2,669	2,329	10,369	11,487	53,257



BOARD OF TRUSTEES OF STATE INSTITUTIONS OF HIGHER LEARNING  
STATE OF MISSISSIPPI

ON-CAMPUS GRADUATE HEADCOUNT ENROLLMENT, BY DEGREE PROGRAM LEVELS, FULL-TIME AND PART-TIME  
FIRST REGULAR SESSION, 1993-94

<u>Institution</u>	<u>Master's Program</u>			<u>Specialist Program</u>			<u>Doctoral Program</u>			<u>First Professional</u>			<u>Unclassified</u>			<u>Total All Programs</u>
	<u>Full Time</u>	<u>Part Time</u>	<u>Total</u>	<u>Full Time</u>	<u>Part Time</u>	<u>Total</u>	<u>Full Time</u>	<u>Part Time</u>	<u>Total</u>	<u>Full Time</u>	<u>Part Time</u>	<u>Total</u>	<u>Full Time</u>	<u>Part Time</u>	<u>Total</u>	
ASU	45	106	151	0	0	0	0	0	0	0	0	0	0	0	0	151
DSU	166	294	460	6	4	10	14	25	39	0	0	0	0	0	0	509
JSU	253	440	693	4	29	33	45	45	90	0	0	0	1	5	6	822
MSU	868	384	1,252	1	26	27	441	281	722	181	1	182	42	164	206	2,389
MUW	22	152	174	0	0	0	0	0	0	0	0	0	0	0	0	174
MVSU	6	6	12	0	0	0	0	0	0	0	0	0	6	7	13	25
UM	742	235	977	4	13	17	390	201	591	504	7	511	35	81	116	2,212
USM	<u>782</u>	<u>484</u>	<u>1,266</u>	<u>5</u>	<u>18</u>	<u>23</u>	<u>263</u>	<u>177</u>	<u>440</u>	<u>0</u>	<u>0</u>	<u>0</u>	<u>18</u>	<u>135</u>	<u>153</u>	<u>1,882</u>
Total	2,884	2,101	4,985	20	90	110	1,153	729	1,882	685	8	693	102	392	494	8,164

NOTE: Fifth-year Engineering and fifth-year Pharmacy included in undergraduate totals.



BOARD OF TRUSTEES OF STATE INSTITUTIONS OF HIGHER LEARNING  
STATE OF MISSISSIPPI

ON-CAMPUS GRADUATE HEADCOUNT ENROLLMENT, BY PROGRAM CATEGORY AND BY LEVEL  
FIRST REGULAR SESSION, 1993-94

<u>Six Digit CIP</u> <u>Program Category</u>	<u>ASU</u>	<u>DSU</u>	<u>JSU</u>	<u>MSU</u>	<u>MUW</u>	<u>MVSU</u>	<u>UM</u>	<u>USM</u>	<u>TOTAL</u>
<u>Accounting - 520301</u>									
Master's	0	1	28	35	2	0	61	33	160
Doctoral	0	0	0	0	0	0	17	0	17
Total	0	1	28	35	2	0	78	33	177
<u>Adult and Continuing Education</u>									
<u>Administration - 130403</u>									
Master's	0	0	0	0	0	0	0	11	11
Total	0	0	0	0	0	0	0	11	11
<u>Aerospace, Aeronautical and</u> <u>Astronautical Engineering</u>									
- 140201									
Master's	0	0	0	30	0	0	0	0	30
Total	0	0	0	30	0	0	0	0	30
<u>Agricultural Business and Management,</u>									
<u>General - 010101</u>									
Master's	0	0	0	13	0	0	0	0	13
Total	0	0	0	13	0	0	0	0	13
<u>Agricultural Economics - 010103</u>									
Master's	0	0	0	14	0	0	0	0	14
Doctoral	0	0	0	20	0	0	0	0	20
Total	0	0	0	34	0	0	0	0	34
<u>Agricultural Engineering - 140301</u>									
Master's	0	0	0	8	0	0	0	0	8
Total	0	0	0	8	0	0	0	0	8



On-Campus Graduate Headcount Enrollment  
By Program Category and By Level  
First Regular Session, 1993-94  
(Continued)

Six Digit CIP Program Category	ASU	DSU	JSU	MSU	MUW	MVSU	UM	USM	TOTAL
<u>Agricultural Teacher Education</u> (Vocational) - 131301									
Master's	0	0	0	10	0	0	0	0	10
Total	0	0	0	10	0	0	0	0	10
<u>Agriculture/Agricultural Sciences,</u> General - 020101									
Master's	6	0	0	0	0	0	0	0	6
Total	6	0	0	0	0	0	0	0	6
<u>Agronomy and Crop Science - 020402</u>									
Master's	0	0	0	21	0	0	0	0	21
Doctoral	0	0	0	22	0	0	0	0	22
Total	0	0	0	43	0	0	0	0	43
<u>Animal Sciences, General - 020201</u>									
Master's	0	0	0	2	0	0	0	0	2
Total	0	0	0	2	0	0	0	0	2
<u>Anthropology - 450201</u>									
Master's	0	0	0	0	0	0	11	16	27
Total	0	0	0	0	0	0	11	16	27
<u>Applied Mathematics, General</u> - 270301									
Doctoral	0	0	0	9	0	0	0	0	9
Total	0	0	0	9	0	0	0	0	9
<u>Architecture - 040201</u>									
Master's	0	0	0	1	0	0	0	0	1
Total	0	0	0	1	0	0	0	0	1



On-Campus Graduate Headcount Enrollment  
By Program Category and By Level  
First Regular Session, 1993-94  
(Continued)

Six Digit CIP Program Category	ASU	DSU	JSU	MSU	MUW	MVSU	UM	USM	TOTAL
<u>Area Studies, Other - 050199</u>									
Master's	0	0	0	0	0	0	41	0	41
Total	0	0	0	0	0	0	41	0	41
<u>Art History, Criticism and Conservation - 500703</u>									
Master's	0	0	0	0	0	0	5	0	5
Total	0	0	0	0	0	0	5	0	5
<u>Art Teacher Education - 131302</u>									
Master's	0	0	1	0	0	0	1	7	9
Total	0	0	1	0	0	0	1	7	9
<u>Biochemistry - 260202</u>									
Master's	0	0	0	8	0	0	0	0	8
Total	0	0	0	8	0	0	0	0	8
<u>Biology, General - 260101</u>									
Master's	0	0	24	28	2	3	24	31	112
Doctoral	0	0	0	14	0	0	23	24	61
Total	0	0	24	42	2	3	47	55	173
<u>Business Administration and Management, General - 520201</u>									
Master's	0	89	73	74	0	0	138	66	440
Doctoral	0	0	0	77	0	0	80	0	157
Total	0	89	73	151	0	0	218	66	597
<u>Business Teacher Education (Vocational) - 131303</u>									
Master's	0	0	5	0	0	0	0	5	10
Total	0	0	5	0	0	0	0	5	10



On-Campus Graduate Headcount Enrollment  
 By Program Category and By Level  
 First Regular Session, 1993-94  
 (Continued)

<u>Six Digit CIP</u> <u>Program Category</u>	<u>ASU</u>	<u>DSU</u>	<u>JSU</u>	<u>MSU</u>	<u>MUW</u>	<u>MVSU</u>	<u>UM</u>	<u>USM</u>	<u>TOTAL</u>
<u>Business/Managerial Economics</u>									
- 520601									
Master's	0	0	0	0	0	0	14	17	31
Doctoral	0	0	0	0	0	0	13	0	13
Total	0	0	0	0	0	0	27	17	44
<u>Business, General - 520101</u>									
Master's	0	2	0	0	0	0	0	0	2
Total	0	2	0	0	0	0	0	0	2
<u>Chemical Engineering - 140701</u>									
Master's	0	0	0	14	0	0	0	0	14
Total	0	0	0	14	0	0	0	0	14
<u>Chemistry, General - 400501</u>									
Master's	0	0	9	16	0	0	17	20	62
Doctoral	0	0	0	40	0	0	21	19	80
Total	0	0	9	56	0	0	38	39	142
<u>Chemistry, Other - 400599</u>									
Master's	0	0	0	0	0	0	0	32	32
Doctoral	0	0	0	0	0	0	0	34	34
Total	0	0	0	0	0	0	0	66	66
<u>Civil Engineering, General - 140801</u>									
Master's	0	0	0	25	0	0	0	0	25
Doctoral	0	0	0	2	0	0	0	0	2
Total	0	0	0	27	0	0	0	0	27
<u>Classics and Classical Languages and</u> <u>Literatures - 161201</u>									
Master's	0	0	0	0	0	0	4	0	4
Total	0	0	0	0	0	0	4	0	4



On-Campus Graduate Headcount Enrollment  
By Program Category and By Level  
First Regular Session, 1993-94  
(Continued)

Six Digit CIP Program Category	ASU	DSU	JSU	MSU	MUW	MVSU	UM	USM	TOTAL
<u>Communications, General - 090101</u>									
Master's	0	0	0	0	0	0	0	22	22
Doctoral	0	0	0	0	0	0	0	30	30
Total	0	0	0	0	0	0	0	52	52
<u>Computer and Information Sciences, Other - 119999</u>									
Master's	0	0	68	60	0	0	0	26	154
Doctoral	0	0	0	14	0	0	0	17	31
Total	0	0	68	74	0	0	0	43	185
<u>Computer Engineering - 140901</u>									
Master's	0	0	0	11	0	0	0	0	11
Doctoral	0	0	0	4	0	0	0	0	4
Total	0	0	0	15	0	0	0	0	15
<u>Counseling Psychology - 420601</u>									
Master's	0	0	0	0	0	0	0	63	63
Doctoral	0	0	0	0	0	0	0	21	21
Total	0	0	0	0	0	0	0	84	84
<u>Counselor Education Counseling and Guidance Services - 131101</u>									
Master's	0	62	66	130	0	0	0	28	286
Specialist	0	0	3	0	0	0	0	0	3
Doctoral	0	0	0	0	0	0	0	1	1
Total	0	62	69	130	0	0	0	29	290
<u>Criminal Justice Studies - 430104</u>									
Master's	0	1	12	0	0	0	0	20	33
Total	0	1	12	0	0	0	0	20	33



On-Campus Graduate Headcount Enrollment  
 By Program Category and By Level  
 First Regular Session, 1993-94  
 (Continued)

Six Digit CIP Program Category	ASU	DSU	JSU	MSU	MUW	MVSU	UM	USM	TOTAL
<u>Curriculum and Instruction - 130301</u>									
Master's	0	0	0	0	0	0	62	54	116
Specialist	0	0	0	0	0	0	3	1	4
Unclassified	0	0	0	0	0	0	1	0	1
Total	0	0	0	0	0	0	66	55	121
<u>Custodial, Housekeeping and Home Services Workers and Managers, Gen. - 200601</u>									
Master's	0	0	0	0	0	0	0	15	15
Total	0	0	0	0	0	0	0	15	15
<u>Dairy Science - 020206</u>									
Master's	0	0	0	1	0	0	0	0	1
Total	0	0	0	1	0	0	0	0	1
<u>Drama/Theater Arts, General - 500501</u>									
Master's	0	0	0	0	0	0	19	12	31
Total	0	0	0	0	0	0	19	12	31
<u>Education of the Gifted and Talented - 131004</u>									
Master's	0	0	0	0	4	0	0	0	4
Total	0	0	0	0	4	0	0	0	4
<u>Education Administration and Supervision, General - 130401</u>									
Master's	0	32	31	24	0	0	42	12	141
Specialist	0	9	6	0	0	0	6	0	21
Doctoral	0	0	29	0	0	0	0	0	29
Total	0	41	66	24	0	0	48	12	191



On-Campus Graduate Headcount Enrollment  
By Program Category and By Level  
First Regular Session, 1993-94  
(Continued)

Six Digit CIP Program Category	ASU	DSU	JSU	MSU	MUW	MVSU	UM	USM	TOTAL
<u>Education, General - 130101</u>									
Specialist	0	0	0	27	0	0	0	21	48
Doctoral	0	39	0	185	0	0	110	122	456
Total	0	39	0	212	0	0	110	143	504
<u>Educational Psychology - 130802</u>									
Master's	0	0	0	18	0	0	47	0	65
Specialist	0	0	0	0	0	0	8	0	8
Doctoral	0	0	0	31	0	0	24	0	55
Total	0	0	0	49	0	0	79	0	128
<u>Electrical, Electronics and Communication Engineering - 141001</u>									
Master's	0	0	0	67	0	0	0	0	67
Doctoral	0	0	0	19	0	0	0	0	19
Total	0	0	0	86	0	0	0	0	86
<u>Elementary Teacher Education - 131202</u>									
Master's	12	17	16	28	12	0	0	2	87
Specialist	0	0	6	0	0	0	0	0	6
Total	12	17	22	28	12	0	0	2	93
<u>Engineering Mechanics - 141101</u>									
Master's	0	0	0	2	0	0	0	0	2
Total	0	0	0	2	0	0	0	0	2
<u>Engineering Science - 141301</u>									
Master's	0	0	0	0	0	0	120	0	120
Doctoral	0	0	0	0	0	0	63	0	63
Unclassified	0	0	0	0	0	0	6	0	6
Total	0	0	0	0	0	0	189	0	189



On-Campus Graduate Headcount Enrollment  
 By Program Category and By Level  
 First Regular Session, 1993-94  
 (Continued)

Six Digit CIP Program Category	ASU	DSU	JSU	MSU	MUW	MVSU	UM	USM	TOTAL
<u>Engineering-Related Technology/ Technician, General - 151101</u>									
Master's	0	0	0	0	0	0	0	34	34
Total	0	0	0	0	0	0	0	34	34
<u>Engineering, General - 140101</u>									
Doctoral	0	0	0	58	0	0	0	0	58
Total	0	0	0	58	0	0	0	0	58
<u>English Language and Literature, General - 230101</u>									
Master's	0	0	14	45	0	0	63	47	169
Specialist	0	0	1	0	0	0	0	0	1
Doctoral	0	0	0	0	0	0	51	42	93
Total	0	0	15	45	0	0	114	89	263
<u>English Teacher Education - 131305</u>									
Master's	0	9	0	0	0	0	0	0	9
Total	0	9	0	0	0	0	0	0	9
<u>Entomology - 260702</u>									
Master's	0	0	0	12	0	0	0	0	12
Doctoral	0	0	0	11	0	0	0	0	11
Total	0	0	0	23	0	0	0	0	23
<u>Environmental Science/Studies - 030102</u>									
Master's	0	0	7	0	0	0	0	0	7
Doctoral	0	0	23	0	0	0	0	0	23
Total	0	0	30	0	0	0	0	0	30



On-Campus Graduate Headcount Enrollment  
By Program Category and By Level  
First Regular Session, 1993-94  
(Continued)

Six Digit CIP Program Category	<u>ASU</u>	<u>DSU</u>	<u>JSU</u>	<u>MSU</u>	<u>MUW</u>	<u>MVSU</u>	<u>UM</u>	<u>USM</u>	<u>TOTAL</u>
<u>Exercise Sciences/Physiology and Movement Studies - 310505</u>									
Master's	0	0	0	0	0	0	10	0	10
Total	0	0	0	0	0	0	10	0	10
<u>Family Life and Relations Studies - 190704</u>									
Master's	0	0	0	0	0	0	0	3	3
Total	0	0	0	0	0	0	0	3	3
<u>Family/Consumer Resource Management, Other - 190499</u>									
Master's	0	0	0	0	0	0	0	35	35
Total	0	0	0	0	0	0	0	35	35
<u>Finance, General - 520801</u>									
Master's	0	2	0	0	0	0	0	0	2
Total	0	2	0	0	0	0	0	0	2
<u>Food Sciences and Technology - 020301</u>									
Master's	0	0	0	23	0	0	0	0	23
Doctoral	0	0	0	18	0	0	0	0	18
Total	0	0	0	41	0	0	0	0	41
<u>Foreign Languages and Literatures, General - 160101</u>									
Master's	0	0	0	18	0	0	0	0	18
Total	0	0	0	18	0	0	0	0	18
<u>Foreign Languages Teacher Education - 131306</u>									
Master's	0	0	0	0	0	0	0	22	22
Total	0	0	0	0	0	0	0	22	22



On-Campus Graduate Headcount Enrollment  
By Program Category and By Level  
First Regular Session, 1993-94  
(Continued)

<u>Six Digit CIP</u> <u>Program Category</u>	<u>ASU</u>	<u>DSU</u>	<u>JSU</u>	<u>MSU</u>	<u>MUW</u>	<u>MVSU</u>	<u>UM</u>	<u>USM</u>	<u>TOTAL</u>
<u>Forest Harvesting and Production</u> <u>Technology/Technician - 030401</u>									
Doctoral	<u>0</u>	<u>0</u>	<u>0</u>	<u>36</u>	<u>0</u>	<u>0</u>	<u>0</u>	<u>0</u>	<u>36</u>
Total	0	0	0	36	0	0	0	0	36
<u>Forestry, General - 030501</u>									
Master's	<u>0</u>	<u>0</u>	<u>0</u>	<u>31</u>	<u>0</u>	<u>0</u>	<u>0</u>	<u>0</u>	<u>31</u>
Total	0	0	0	31	0	0	0	0	31
<u>French Language and Literature</u> <u>- 160901</u>									
Master's	<u>0</u>	<u>0</u>	<u>0</u>	<u>0</u>	<u>0</u>	<u>0</u>	<u>4</u>	<u>0</u>	<u>4</u>
Total	0	0	0	0	0	0	4	0	4
<u>Genetics, Plant and Animal - 260613</u>									
Master's	<u>0</u>	<u>0</u>	<u>0</u>	<u>2</u>	<u>0</u>	<u>0</u>	<u>0</u>	<u>0</u>	<u>2</u>
Total	0	0	0	2	0	0	0	0	2
<u>Geography - 450701</u>									
Master's	<u>0</u>	<u>0</u>	<u>0</u>	<u>0</u>	<u>0</u>	<u>0</u>	<u>0</u>	<u>15</u>	<u>15</u>
Total	0	0	0	0	0	0	0	15	15
<u>Geology - 400601</u>									
Master's	<u>0</u>	<u>0</u>	<u>0</u>	<u>32</u>	<u>0</u>	<u>0</u>	<u>2</u>	<u>15</u>	<u>49</u>
Total	0	0	0	32	0	0	2	15	49
<u>German Language and Literature</u> <u>- 160501</u>									
Master's	<u>0</u>	<u>0</u>	<u>0</u>	<u>0</u>	<u>0</u>	<u>0</u>	<u>3</u>	<u>0</u>	<u>3</u>
Total	0	0	0	0	0	0	3	0	3



On-Campus Graduate Headcount Enrollment  
By Program Category and By Level  
First Regular Session, 1993-94  
(Continued)

Six Digit CIP Program Category	ASU	DSU	JSU	MSU	MUW	MVSU	UM	USM	TOTAL
<u>Health and Physical Education/Fitness,</u> <u>Other - 310599</u>									
Master's	0	0	0	0	0	0	6	0	6
Total	0	0	0	0	0	0	6	0	6
<u>Health Professions and Related</u> <u>Sciences, Other - 519999</u>									
Master's	0	0	0	6	0	0	0	0	6
Doctoral	0	0	0	12	0	0	0	0	12
Total	0	0	0	18	0	0	0	0	18
<u>Health System/Health Services</u> <u>Administration - 510701</u>									
Doctoral	0	0	0	0	0	0	6	0	6
Total	0	0	0	0	0	0	6	0	6
<u>Higher Education Administration</u> <u>- 130406</u>									
Master's	0	0	0	0	0	0	31	0	31
Total	0	0	0	0	0	0	31	0	31
<u>History, General - 450801</u>									
Master's	0	0	5	17	0	0	25	34	81
Doctoral	0	0	0	21	0	0	25	11	57
Total	0	0	5	38	0	0	50	45	138
<u>Home Economics, General - 190101</u>									
Master's	0	1	0	0	0	0	0	0	1
Total	0	1	0	0	0	0	0	0	1
<u>Horticulture Science - 020403</u>									
Master's	0	0	0	14	0	0	0	0	14
Doctoral	0	0	0	24	0	0	0	0	24
Total	0	0	0	38	0	0	0	0	38



On-Campus Graduate Headcount Enrollment  
By Program Category and By Level  
First Regular Session, 1993-94  
(Continued)

<u>Six Digit CIP</u> <u>Program Category</u>	<u>ASU</u>	<u>DSU</u>	<u>JSU</u>	<u>MSU</u>	<u>MUW</u>	<u>MVSU</u>	<u>UM</u>	<u>USM</u>	<u>TOTAL</u>
<u>Industrial/Manufacturing Engineering</u>									
- 141701									
Master's	0	0	0	30	0	0	0	0	30
Total	0	0	0	30	0	0	0	0	30
<u>Journalism - 090401</u>									
Master's	0	0	0	0	0	0	40	0	40
Total	0	0	0	0	0	0	40	0	40
<u>Law (LL.B., J.D.) - 220101</u>									
First Professional	0	0	0	0	0	0	507	0	507
Total	0	0	0	0	0	0	507	0	507
<u>Library Science/Librarianship</u>									
- 250101									
Master's	0	0	0	0	0	0	0	41	41
Total	0	0	0	0	0	0	0	41	41
<u>Management Information Systems and</u> <u>Business Data Processing, General</u>									
- 521201									
Master's	0	0	0	14	0	0	0	0	14
Total	0	0	0	14	0	0	0	0	14
<u>Mass Communications - 090403</u>									
Master's	0	0	5	0	0	0	0	0	5
Total	0	0	5	0	0	0	0	0	5
<u>Mathematical Statistics - 270501</u>									
Master's	0	0	0	8	0	0	0	0	8
Total	0	0	0	8	0	0	0	0	8



On-Campus Graduate Headcount Enrollment  
By Program Category and By Level  
First Regular Session, 1993-94  
(Continued)

<u>Six Digit CIP Program Category</u>	<u>ASU</u>	<u>DSU</u>	<u>JSU</u>	<u>MSU</u>	<u>MUW</u>	<u>MVSU</u>	<u>UM</u>	<u>USM</u>	<u>TOTAL</u>
<u>Mathematics - 270101</u>									
Master's	0	0	8	16	1	0	21	17	63
Doctoral	0	0	0	0	0	0	9	0	9
Unclassified	0	0	0	0	0	1	0	0	1
Total	0	0	8	16	1	1	30	17	73
<u>Mathematics Teacher Education - 131311</u>									
Master's	0	2	0	0	0	0	0	0	2
Total	0	2	0	0	0	0	0	0	2
<u>Mechanical Engineering - 141901</u>									
Master's	0	0	0	23	0	0	0	0	23
Doctoral	0	0	0	11	0	0	0	0	11
Total	0	0	0	34	0	0	0	0	34
<u>Medical Pharmacology and Pharmaceutical Sciences - 512003</u>									
Doctoral	0	0	0	0	0	0	11	0	11
Total	0	0	0	0	0	0	11	0	11
<u>Medical Technology - 511005</u>									
Master's	0	0	0	0	0	0	0	6	6
Total	0	0	0	0	0	0	0	6	6
<u>Medicinal/Pharmaceutical Chemistry - 400505</u>									
Doctoral	0	0	0	0	0	0	6	0	6
Total	0	0	0	0	0	0	6	0	6
<u>Microbiology/Bacteriology - 260501</u>									
Master's	0	0	0	0	1	0	0	0	1
Total	0	0	0	0	1	0	0	0	1



On-Campus Graduate Headcount Enrollment  
By Program Category and By Level  
First Regular Session, 1993-94  
(Continued)

Six Digit CIP Program Category	<u>ASU</u>	<u>DSU</u>	<u>JSU</u>	<u>MSU</u>	<u>MUW</u>	<u>MVSU</u>	<u>UM</u>	<u>USM</u>	<u>TOTAL</u>
<u>Multi/Interdisciplinary Studies, Other</u>									
- 309999									
Master's	0	0	0	4	0	0	0	0	4
Doctoral	0	0	0	10	0	0	0	0	10
Total	0	0	0	14	0	0	0	0	14
<u>Music - General Performance</u>									
- 500903									
Master's	0	0	0	0	0	0	0	1	1
Doctoral	0	0	0	0	0	0	0	15	15
Total	0	0	0	0	0	0	0	16	16
<u>Music Teacher Education - 131312</u>									
Master's	0	5	3	4	0	0	0	7	19
Doctoral	0	0	0	0	0	0	0	9	9
Total	0	5	3	4	0	0	0	16	28
<u>Music, General - 500901</u>									
Master's	0	0	0	0	0	0	10	12	22
Doctoral	0	0	0	0	0	0	14	0	14
Total	0	0	0	0	0	0	24	12	36
<u>Nuclear Engineering - 142301</u>									
Master's	0	0	0	1	0	0	0	0	1
Total	0	0	0	1	0	0	0	0	1
<u>Nursing (R.N. Training) - 511601</u>									
Master's	0	0	0	0	45	0	0	0	45
Total	0	0	0	0	45	0	0	0	45
<u>Nursing Administration (Post-R.N.)</u>									
- 511602									
Master's	0	0	0	0	0	0	0	58	58
Total	0	0	0	0	0	0	0	58	58



On-Campus Graduate Headcount Enrollment  
By Program Category and By Level  
First Regular Session, 1993-94  
(Continued)

<u>Six Digit CIP</u> <u>Program Category</u>	<u>ASU</u>	<u>DSU</u>	<u>JSU</u>	<u>MSU</u>	<u>MUW</u>	<u>MVSU</u>	<u>UM</u>	<u>USM</u>	<u>TOTAL</u>
<u>Nursing, Public Health (Post-R.N.)</u> - 511611									
Master's	0	0	0	0	0	0	0	1	1
Total	0	0	0	0	0	0	0	1	1
<u>Nutritional Sciences</u> - 260609									
Master's	0	0	0	12	0	0	0	17	29
Doctoral	0	0	0	7	0	0	0	0	7
Total	0	0	0	19	0	0	0	17	36
<u>Oceanography</u> - 400702									
Master's	0	0	0	0	0	0	0	13	13
Doctoral	0	0	0	0	0	0	0	11	11
Total	0	0	0	0	0	0	0	24	24
<u>Paralegal/Legal Assistant</u> - 220103									
Master's	0	0	0	0	1	0	0	0	1
Total	0	0	0	0	1	0	0	0	1
<u>Parks, Recreation and Leisure</u> <u>Facilities Management</u> - 310301									
Master's	0	0	0	0	0	0	12	0	12
Total	0	0	0	0	0	0	12	0	12
<u>Parks, Recreation and Leisure Studies</u> - 310101									
Master's	0	0	0	0	0	0	0	6	6
Total	0	0	0	0	0	0	0	6	6
<u>Petroleum Engineering</u> - 142501									
Master's	0	0	0	6	0	0	0	0	6
Total	0	0	0	6	0	0	0	0	6



On-Campus Graduate Headcount Enrollment  
By Program Category and By Level  
First Regular Session, 1993-94  
(Continued)

Six Digit CIP Program Category	ASU	DSU	JSU	MSU	MUW	MVSU	UM	USM	TOTAL
<u>Pharmacology, Human and Animal</u> - 260705									
Doctoral	0	0	0	0	0	0	10	0	10
Total	0	0	0	0	0	0	10	0	10
<u>Pharmacy (B. Pharm., Pharm.D.)</u> - 512001									
Master's	0	0	0	0	0	0	21	0	21
Doctoral	0	0	0	0	0	0	3	0	3
Total	0	0	0	0	0	0	24	0	24
<u>Philosophy - 380101</u>									
Master's	0	0	0	0	0	0	8	9	17
Total	0	0	0	0	0	0	8	9	17
<u>Physical Education Teaching and Coaching - 131314</u>									
Master's	0	29	8	32	1	0	0	43	113
Doctoral	0	0	0	0	0	0	0	18	18
Total	0	29	8	32	1	0	0	61	131
<u>Physics, General - 400801</u>									
Master's	0	0	0	5	0	0	7	11	23
Doctoral	0	0	0	0	0	0	20	0	20
Total	0	0	0	5	0	0	27	11	43
<u>Physiology, Human and Animal</u> - 260706									
Master's	0	0	0	7	0	0	0	0	7
Doctoral	0	0	0	15	0	0	0	0	15
Total	0	0	0	22	0	0	0	0	22



On-Campus Graduate Headcount Enrollment  
 By Program Category and By Level  
 First Regular Session, 1993-94  
 (Continued)

Six Digit CIP Program Category	ASU	DSU	JSU	MSU	MUW	MVSU	UM	USM	TOTAL
<u>Plant Pathology - 260305</u>									
Master's	0	0	0	3	0	0	0	0	3
Doctoral	0	0	0	4	0	0	0	0	4
Total	0	0	0	7	0	0	0	0	7
<u>Plant Protection (Pest Management)</u>									
- 020408									
Master's	0	0	0	11	0	0	0	0	11
Doctoral	0	0	0	6	0	0	0	0	6
Total	0	0	0	17	0	0	0	0	17
<u>Political Science, General - 451001</u>									
Master's	0	0	14	10	0	0	13	18	55
Doctoral	0	0	0	0	0	0	16	0	16
Total	0	0	14	10	0	0	29	18	71
<u>Poultry Science - 020209</u>									
Master's	0	0	0	7	0	0	0	0	7
Total	0	0	0	7	0	0	0	0	7
<u>Pre-Elementary/Early Childhood/ Kindergarten Teacher Education</u>									
- 131204									
Master's	0	0	3	0	0	0	0	0	3
Specialist	0	0	2	0	0	0	0	0	2
Doctoral	0	0	8	0	0	0	0	0	8
Total	0	0	13	0	0	0	0	0	13
<u>Psychology, General - 420101</u>									
Master's	0	1	0	38	0	0	0	53	92
Doctoral	0	0	0	0	0	0	69	50	119
Total	0	1	0	38	0	0	69	103	211



On-Campus Graduate Headcount Enrollment  
By Program Category and By Level  
First Regular Session, 1993-94  
(Continued)

<u>Six Digit CIP Program Category</u>	<u>ASU</u>	<u>DSU</u>	<u>JSU</u>	<u>MSU</u>	<u>MUW</u>	<u>MVSU</u>	<u>UM</u>	<u>USM</u>	<u>TOTAL</u>
<u>Public Administration - 440401</u>									
Master's	0	0	51	42	0	0	0	0	93
Doctoral	0	0	27	17	0	0	0	0	44
Total	0	0	78	59	0	0	0	0	137
<u>Public Health, General - 512201</u>									
Master's	0	0	0	0	0	0	0	27	27
Total	0	0	0	0	0	0	0	27	27
<u>Public Relations and Organizational Communications - 090501</u>									
Master's	0	0	0	0	0	0	0	15	15
Total	0	0	0	0	0	0	0	15	15
<u>School Psychology - 421701</u>									
Master's	0	1	0	0	0	0	0	0	1
Total	0	1	0	0	0	0	0	0	1
<u>Science Teacher Education, General</u>									
- 131316									
Master's	0	18	7	0	0	0	0	10	35
Doctoral	0	0	0	0	0	0	0	15	15
Total	0	18	7	0	0	0	0	25	50
<u>Secondary Teacher Education</u>									
- 131205									
Master's	63	0	3	12	0	0	9	0	87
Specialist	0	0	2	0	0	0	0	0	2
Total	63	0	5	12	0	0	9	0	89
<u>Social Science Teacher Education</u>									
- 131317									
Master's	0	4	0	0	0	0	0	0	4
Total	0	4	0	0	0	0	0	0	4



On-Campus Graduate Headcount Enrollment  
 By Program Category and By Level  
 First Regular Session, 1993-94  
 (Continued)

<u>Six Digit CIP</u> <u>Program Category</u>	<u>ASU</u>	<u>DSU</u>	<u>JSU</u>	<u>MSU</u>	<u>MUW</u>	<u>MVSU</u>	<u>UM</u>	<u>USM</u>	<u>TOTAL</u>
<u>Social Sciences, General - 450101</u>									
Master's	0	2	0	0	2	0	0	0	4
Total	0	2	0	0	2	0	0	0	4
<u>Social Work - 440701</u>									
Master's	0	0	0	0	0	0	0	99	99
Total	0	0	0	0	0	0	0	99	99
<u>Sociology - 451101</u>									
Master's	0	0	37	24	0	0	23	1	85
Doctoral	0	0	0	35	0	0	0	0	35
Total	0	0	37	59	0	0	23	1	120
<u>Spanish Language and Literature</u> <u>- 160905</u>									
Master's	0	0	0	0	0	0	7	0	7
Total	0	0	0	0	0	0	7	0	7
<u>Special Education, General - 131001</u>									
Master's	0	11	12	10	2	0	0	51	86
Specialist	0	0	5	0	0	0	0	0	5
Total	0	11	17	10	2	0	0	51	91
<u>Speech-Language Pathology - 510203</u>									
Master's	0	0	0	0	1	0	0	0	1
Total	0	0	0	0	1	0	0	0	1
<u>Speech-Language Pathology and</u> <u>Audiology - 510204</u>									
Master's	0	1	0	0	0	0	46	45	92
Total	0	1	0	0	0	0	46	45	92



On-Campus Graduate Headcount Enrollment  
 By Program Category and By Level  
 First Regular Session, 1993-94  
 (Continued)

<u>Six Digit CIP</u> <u>Program Category</u>	<u>ASU</u>	<u>DSU</u>	<u>JSU</u>	<u>MSU</u>	<u>MUW</u>	<u>MVSU</u>	<u>UM</u>	<u>USM</u>	<u>TOTAL</u>
<u>Teacher Education, Specific Academic</u> <u>and Vocational Programs, Other</u>									
- 131399									
Master's	<u>0</u>	<u>10</u>	<u>0</u>	<u>0</u>	<u>0</u>	<u>0</u>	<u>0</u>	<u>0</u>	<u>10</u>
Total	0	10	0	0	0	0	0	0	10
<u>Technical Teacher Education</u> <u>(Vocational) - 131319</u>									
Master's	<u>0</u>	<u>0</u>	<u>0</u>	<u>40</u>	<u>0</u>	<u>0</u>	<u>0</u>	<u>0</u>	<u>40</u>
Total	0	0	0	40	0	0	0	0	40
<u>Technology Teacher Education/</u> <u>Industrial Arts Teacher Education</u>									
- 131309									
Master's	<u>0</u>	<u>0</u>	<u>5</u>	<u>0</u>	<u>0</u>	<u>0</u>	<u>0</u>	<u>7</u>	<u>12</u>
Total	0	0	5	0	0	0	0	7	12
<u>Veterinary Medicine (D.V.M.)</u> <u>- 512401</u>									
First Professional	<u>0</u>	<u>0</u>	<u>0</u>	<u>182</u>	<u>0</u>	<u>0</u>	<u>0</u>	<u>0</u>	<u>182</u>
Total	0	0	0	182	0	0	0	0	182
<u>Visual and Performing Arts - 500101</u>									
Master's	<u>0</u>	<u>1</u>	<u>0</u>	<u>0</u>	<u>0</u>	<u>0</u>	<u>9</u>	<u>0</u>	<u>10</u>
Total	0	1	0	0	0	0	9	0	10
<u>Vocational Rehabilitation Counseling</u> <u>- 512310</u>									
Master's	<u>0</u>	<u>0</u>	<u>18</u>	<u>0</u>	<u>0</u>	<u>0</u>	<u>0</u>	<u>0</u>	<u>18</u>
Total	0	0	18	0	0	0	0	0	18



On-Campus Graduate Headcount Enrollment  
By Program Category and By Level  
First Regular Session, 1993-94  
(Continued)

<u>Six Digit CIP Program Category</u>	<u>ASU</u>	<u>DSU</u>	<u>JSU</u>	<u>MSU</u>	<u>MUW</u>	<u>MVSU</u>	<u>UM</u>	<u>USM</u>	<u>TOTAL</u>
<u>Water Quality and Wastewater Treatment Technology/Technician - 150506</u>									
Master's	0	0	0	0	0	7	0	0	7
Total	0	0	0	0	0	7	0	0	7
<u>Wildlife and Wildlands Management - 030601</u>									
Master's	0	0	0	38	0	0	0	0	38
Total	0	0	0	38	0	0	0	0	38
<u>Wood Science and Pulp/Paper Technology - 030509</u>									
Master's	0	0	0	14	0	0	0	0	14
Total	0	0	0	14	0	0	0	0	14
<u>Unclassified</u>									
Master's	70	159	160	1	100	2	1	1	494
Specialist	0	1	8	0	0	0	0	1	10
Doctoral	0	0	3	0	0	0	0	1	4
First Professional	0	0	0	0	0	0	4	0	4
Unclassified	0	0	6	206	0	12	109	153	486
Total	70	160	177	207	100	14	114	156	998
<u>Totals</u>									
Master's	151	460	693	1,252	174	12	977	1,266	4,985
Specialist	0	10	33	27	0	0	17	23	110
Doctoral	0	39	90	722	0	0	591	440	1,882
First Professional	0	0	0	182	0	0	511	0	693
Unclassified	0	0	6	206	0	13	116	153	494
Total	151	509	822	2,389	174	25	2,212	1,882	8,164



BOARD OF TRUSTEES OF STATE INSTITUTIONS OF HIGHER LEARNING  
STATE OF MISSISSIPPI

LOCATION OF ON-CAMPUS STUDENTS BY COUNTIES FOR RESIDENTS OF MISSISSIPPI  
FIRST REGULAR SESSION, 1993-94

<u>County of Residence</u>	<u>ASU</u>	<u>DSU</u>	<u>JSU</u>	<u>MSU</u>	<u>MUW</u>	<u>MVSU</u>	<u>UM</u>	<u>USM</u>	<u>TOTAL</u>
Adams	279	31	68	100	4	2	63	142	689
Alcorn	1	11	1	146	10	3	114	23	309
Amite	27	4	34	26	0	3	18	42	154
Attala	6	7	23	216	9	12	67	17	357
Benton	0	3	1	13	0	2	20	3	42
Bolivar	80	1,056	70	109	6	154	52	31	1,558
Calhoun	2	23	9	69	3	11	69	5	191
Carroll	12	28	16	55	2	38	56	10	217
Chickasaw	3	4	8	116	24	9	37	10	211
Choctaw	2	2	4	119	10	0	42	3	182
Claiborne	203	7	35	16	1	4	6	13	285
Clarke	5	0	11	23	1	1	17	56	114
Clay	5	5	33	259	183	7	21	15	528
Coahoma	33	275	53	85	8	50	101	16	621
Copiah	48	16	80	43	2	5	22	98	314
Covington	20	4	5	23	2	2	12	138	206
DeSoto	1	141	11	161	8	1	236	10	569
Forrest	19	13	31	136	4	4	73	1,820	2,100
Franklin	39	3	2	16	0	0	14	27	101
George	4	9	2	36	2	0	12	77	142
Greene	0	1	3	13	1	2	6	34	60
Grenada	13	105	38	80	6	31	110	11	394
Hancock	3	1	3	44	1	5	37	154	248
Harrison	25	15	53	377	8	13	178	910	1,579
Hinds	175	85	1,949	934	34	42	553	622	4,394
Holmes	35	22	81	70	4	121	24	22	379
Humphreys	23	47	47	12	1	84	21	9	244
Issaquena	2	7	4	5	0	1	2	3	24
Itawamba	0	7	0	61	15	0	30	6	119
Jackson	40	16	81	330	25	12	161	532	1,197
Jasper	28	4	18	42	4	6	16	93	211
Jefferson	168	1	25	6	1	0	5	12	218
Jefferson Davis	23	0	23	7	2	1	8	106	170
Jones	20	5	28	113	2	1	54	518	741
Kemper	5	2	5	40	6	1	7	7	73
Lafayette	1	18	11	58	0	2	1,199	26	1,315
Lamar	5	1	7	42	1	3	28	582	669

Location of Students by Counties  
First Regular Session, 1993-94  
(Continued)

<u>County of Residence</u>	<u>ASU</u>	<u>DSU</u>	<u>JSU</u>	<u>MSU</u>	<u>MUW</u>	<u>MVSU</u>	<u>UM</u>	<u>USM</u>	<u>TOTAL</u>
Lauderdale	47	6	55	261	24	8	102	202	705
Lawrence	18	2	18	25	3	5	7	105	183
Leake	9	4	63	84	15	24	17	43	259
Lee	2	10	20	407	37	12	287	53	828
Leflore	53	159	74	93	5	443	48	39	914
Lincoln	51	9	46	68	7	1	29	167	378
Lowndes	20	12	35	615	1,422	25	67	40	2,236
Madison	40	37	187	233	57.7 9	41	112	95	754
Marion	31	7	28	34	1	2	15	249	367
Marshall	6	7	15	47	10	11	138	13	247
Monroe	2	12	18	230	162	6	75	22	527
Montgomery	1	20	12	113	7	21	76	7	257
Neshoba	5	3	16	142	35	0	27	31	259
Newton	19	4	15	66	11	9	36	55	215
Noxubee	6	1	24	100	27	11	11	14	194
Oktibbeha	5	8	21	1,337	109	11	44	18	1,553
Panola	13	37	22	54	0	18	210	8	362
Pearl River	5	1	4	63	1	1	25	362	462
Perry	1	0	2	15	0	0	10	86	114
Pike	70	10	61	68	4	6	51	210	480
Pontotoc	0	6	2	91	8	6	104	6	223
Prentiss	0	6	2	82	9	1	62	10	172
Quitman	15	47	17	29	1	30	41	8	188
Rankin	22	49	156	407	19	4	210	288	1,155
Scott	25	10	33	69	7	5	23	67	239
Sharkey	13	40	33	18	1	45	7	15	172
Simpson	23	10	44	34	2	1	16	143	273
Smith	7	1	7	32	4	0	14	76	141
Stone	6	1	0	27	0	0	12	84	130
Sunflower	43	237	43	71	3	145	40	33	615
Tallahatchie	18	80	17	39	2	52	29	5	242
Tate	3	51	14	54	4	7	105	10	248
Tippah	0	6	1	61	4	0	68	3	143
Tishomingo	0	1	2	61	3	0	35	8	110
Tunica	2	14	13	15	0	16	23	2	85
Union	1	6	0	95	8	1	117	4	232
Walthall	22	1	13	24	0	0	20	95	175
Warren	142	39	134	232	15	8	87	171	828
Washington	119	576	103	196	9	336	106	68	1,513



Location of Students by Counties  
 First Regular Session, 1993-94  
 (Continued)

<u>County of Residence</u>	<u>ASU</u>	<u>DSU</u>	<u>JSU</u>	<u>MSU</u>	<u>MUW</u>	<u>MVSU</u>	<u>UM</u>	<u>USM</u>	<u>TOTAL</u>
Wayne	9	4	12	22	1	6	12	94	160
Webster	0	6	3	173	8	2	39	0	231
Wilkinson	53	0	17	12	1	4	6	44	137
Winston	17	10	20	223	71	15	33	27	416
Yalobusha	17	24	4	31	0	12	95	6	189
Yazoo	<u>20</u>	<u>38</u>	<u>96</u>	<u>67</u>	<u>4</u>	<u>13</u>	<u>38</u>	<u>25</u>	<u>301</u>
Total	2,336	3,591	4,395	10,221	2,463	1,997	6,220	9,314	40,537

**OFF-CAMPUS**



BOARD OF TRUSTEES OF STATE INSTITUTIONS OF HIGHER LEARNING  
STATE OF MISSISSIPPI

OFF-CAMPUS HEADCOUNT ENROLLMENT AND FULL-TIME EQUIVALENT  
FIRST REGULAR SESSION, 1993-94

<u>Center</u>	<u>Headcount</u>				<u>Full-Time Equivalent</u>				
	<u>Full Time</u>	<u>Part Time</u>	<u>Total</u>	<u>Percent Part-Time</u>	<u>Lower</u>	<u>Upper</u>	<u>Graduate</u>	<u>Total</u>	<u>F.T.E. Percent of Headcount</u>
DSU - Greenville	0	29	29	100.0%	2	2	4	8	27.6%
MSU - Meridian	207	472	679	69.5%	9	260	71	340	50.1%
MSU - Vicksburg Engineering	0	99	99	100.0%	0	0	24	24	24.2%
MSU - Stennis Center	0	25	25	100.0%	0	0	6	6	24.0%
UM - Jackson	1	51	52	98.1%	5	5	11	21	40.4%
UM - Tupelo	4	239	243	98.4%	3	30	40	73	30.0%
UM - Yellow Creek	0	8	8	100.0%	0	0	2	2	25.0%
UM - Southaven	0	25	25	100.0%	0	5	1	6	24.0%
USM - Gulf Coast	557	879	1,436	61.2%	0	584	143	727	50.6%
USM - Jackson	<u>0</u>	<u>9</u>	<u>9</u>	<u>100.0%</u>	<u>0</u>	<u>0</u>	<u>2</u>	<u>2</u>	<u>22.2%</u>
Total	769	1,836	2,605	70.5%	19	886	304	1,209	46.4%

BOARD OF TRUSTEES OF STATE INSTITUTIONS OF HIGHER LEARNING  
STATE OF MISSISSIPPI

OFF-CAMPUS HEADCOUNT ENROLLMENT, BY ETHNICITY, BY SEX AND BY RESIDENT AND NON-RESIDENT  
FIRST REGULAR SESSION, 1993-94

<u>Center</u>	<u>Total</u>	<u>White</u>	<u>Black</u>	<u>Other</u>	<u>Men</u>	<u>Women</u>	<u>Resident</u>	<u>Non- Resident</u>
DSU - Greenville	29	26	3	0	14	15	29	0
MSU - Meridian	679	578	90	11	220	459	664	15
MSU - Vicksburg Engineering	99	88	11	0	74	25	99	0
MSU - Stennis Center	25	24	1	0	21	4	19	6
UM - Jackson	52	49	3	0	16	36	50	2
UM - Tupelo	243	225	18	0	68	175	243	0
UM - Yellow Creek	8	8	0	0	3	5	7	1
UM - Southaven	25	25	0	0	9	16	25	0
USM - Gulf Coast	1,436	1,265	112	59	523	913	1,419	17
USM - Jackson	<u>9</u>	<u>7</u>	<u>1</u>	<u>1</u>	<u>0</u>	<u>9</u>	<u>8</u>	<u>1</u>
Total	2,605	2,295	239	71	948	1,657	2,563	42



BOARD OF TRUSTEES OF STATE INSTITUTIONS OF HIGHER LEARNING  
STATE OF MISSISSIPPI

OFF-CAMPUS HEADCOUNT ENROLLMENT, BY PROGRAM CATEGORY  
FIRST REGULAR SESSION, 1993-94

OFF-CAMPUS CENTERS

<u>Six Digit CIP Program Category</u>	<u>DSU Green</u>	<u>MSU Merid</u>	<u>MSU Vicks</u>	<u>MSU Stennis</u>	<u>UM Jacks</u>	<u>UM Tupelo</u>	<u>UM Yellow</u>	<u>UM South</u>	<u>USM Gulf</u>	<u>USM Jacks</u>	<u>Total</u>
Accounting - 520301	3	0	0	0	0	12	0	3	125	0	143
Adult and Continuing Education											
Administration - 130403	0	0	0	0	0	0	0	0	11	0	11
Advertising - 090201	0	0	0	0	0	0	0	0	1	0	1
Aerospace, Aeronautical and											
Astronautical Engineering - 140201	0	1	0	0	0	0	0	0	0	0	1
Agricultural Engineering - 140301	0	0	1	0	0	0	0	0	0	0	1
Agricultural Teacher Education											
(Vocational) - 131301	0	3	0	0	0	0	0	0	0	0	3
Architectural Engineering Technology/											
Technician - 150101	0	0	0	0	0	0	0	0	1	0	1
Art Teacher Education - 131302	0	0	0	0	0	2	0	0	0	0	2
Biology, General - 260101	0	1	1	0	0	0	0	0	4	0	6
Business Administration and											
Management, General - 520201	6	230	0	0	0	22	0	2	206	0	466
Business Marketing and Marketing											
Management - 521401	0	1	0	0	0	4	0	2	5	0	12
Business Teacher Education											
(Vocational) - 131303	0	0	0	0	0	0	0	0	1	0	1
Business/Managerial Economics											
- 520601	0	0	0	0	0	0	0	0	1	0	1
Business, General - 520101	2	0	0	0	0	40	0	13	0	0	55
Chemical Engineering - 140701	0	0	2	0	0	0	0	0	0	0	2
Civil Engineering, General - 140801	0	0	19	0	0	0	0	0	0	0	19
Clothing/Apparel and Textile Studies											
- 190901	0	0	0	0	0	0	0	0	1	0	1
Communications, General - 090101	0	1	0	0	0	0	0	0	6	0	7
Communications, Other - 099999	0	0	0	0	0	0	0	0	1	0	1
Computer and Information Sciences,											
General - 110101	0	0	16	0	0	0	0	0	111	0	127
Computer Engineering Technology/											
Technician - 150301	0	0	0	0	0	0	0	0	5	0	5
Counselor Education Counseling and											
Guidance Services - 131101	0	25	0	0	0	6	0	0	3	0	34
Criminal Justice Studies - 430104	0	0	0	0	0	0	0	0	46	0	46
Curriculum and Instruction - 130301	0	0	0	0	0	8	1	1	51	0	61



Off-Campus Headcount Enrollment, By Program Category  
Off-Campus Centers  
First Regular Session, 1993-94  
(Continued)

Six Digit CIP Program Category	DSU Green	MSU Merid	MSU Vicks	MSU Stennis	UM Jacks	UM Tupelo	UM Yellow	UM South	USM Gulf	USM Jacks	Total
Education of the Deaf and Hearing Impaired - 131003	0	0	0	0	0	0	0	0	1	0	1
Education Administration and Supervision, General - 130401	6	5	0	0	0	34	1	0	14	0	60
Education, General - 130101	1	20	0	0	28	0	0	0	11	0	60
Educational Psychology - 130802	0	1	0	0	0	12	0	0	0	0	13
Electrical, Electronic and Communications Eng. Tech./Technician - 150303	0	0	0	0	0	0	0	0	21	0	21
Electrical, Electronics and Communication Engineering - 141001	0	2	6	3	0	0	0	0	0	0	11
Elementary Teacher Education - 131202	1	120	0	0	0	27	5	3	142	0	298
Engineering Mechanics - 141101	0	0	3	0	0	0	0	0	0	0	3
Engineering-Related Technology/ Technician, General - 151101	0	0	0	0	0	0	0	0	4	0	4
Engineering, General - 140101	0	0	1	0	0	0	0	0	0	0	1
English Language and Literature, General - 230101	0	0	0	0	0	3	0	0	24	0	27
English Teacher Education - 131305	1	0	0	0	0	0	0	0	0	0	1
Exercise Sciences/Physiology and Movement Studies - 310505	0	0	0	0	0	1	0	0	0	0	1
Family Life and Relations Studies - 190704	0	0	0	0	0	0	0	0	1	0	1
Finance, General - 520801	2	0	0	0	0	5	0	0	6	0	13
Foreign Languages and Literatures, General - 160101	0	0	0	0	0	0	0	0	1	0	1
Forest Harvesting and Production Technology/Technician - 030401	0	0	1	0	0	0	0	0	0	0	1
Forestry, General - 030501	0	1	0	0	0	0	0	0	0	0	1
Geography - 450701	0	0	0	0	0	0	0	0	2	0	2
Geology - 400601	0	0	0	0	0	0	0	0	1	0	1
Health Teacher Education - 131307	0	0	0	0	0	0	0	0	1	0	1
History, General - 450801	0	1	0	0	0	1	0	0	21	0	23
Home Economics, General - 190101	0	1	0	0	0	0	0	0	2	0	3
Hotel/Motel and Restaurant Management - 520902	0	0	0	0	0	0	0	0	2	0	2
Human Resources Management - 521001	0	0	0	0	0	0	0	0	3	0	3
Industrial/Manufacturing Engineering - 141701	0	0	5	3	0	0	0	0	0	0	8



Off-Campus Headcount Enrollment, By Program Category  
Off-Campus Centers  
First Regular Session, 1993-94  
(Continued)

Six Digit CIP Program Category	DSU Green	MSU Merid	MSU Vicks	MSU Stennis	UM Jacks	UM Tupelo	UM Yellow	UM South	USM Gulf	USM Jacks	Total
Industrial/Manufacturing Technology/ Technician - 150603	0	1	0	0	0	0	0	0	1	0	2
Insurance and Risk Management - 520805	1	0	0	0	0	0	0	0	0	0	1
Liberal Arts and Sciences/Liberal Studies - 240101	0	42	0	0	0	0	0	0	0	0	42
Library Science/Librarianship - 250101	0	0	0	0	0	0	0	0	2	8	10
Management Information Systems and Business Data Processing, General - 521201	2	0	0	0	0	0	0	0	23	0	25
Mathematics - 270101	0	1	0	0	0	13	0	0	43	0	57
Mechanical Engineering - 141901	0	1	1	3	0	0	0	0	0	0	5
Mechanical Engineering/Mechanical Technology/Technician - 150805	0	0	0	0	0	0	0	0	1	0	1
Medical Technology - 511005	0	0	0	0	0	0	0	0	2	0	2
Multi/Interdisciplinary Studies, Other - 309999	0	0	1	0	0	0	0	0	0	0	1
Nursing (R.N. Training) - 511601	0	0	0	0	0	0	0	0	22	0	22
Nursing Administration (Post-R.N.) - 511602	0	0	0	0	0	0	0	0	3	0	3
Oceanography - 400702	0	0	0	0	0	0	0	0	1	0	1
Paralegal/Legal Assistant - 220103	0	0	0	0	15	10	0	0	25	0	50
Parks, Recreation and Leisure Studies - 310101	0	0	0	0	0	0	0	0	1	0	1
Pharmacy (B. Pharm., Pharm.D.) - 512001	0	0	0	0	9	0	0	0	0	0	9
Philosophy - 380101	0	1	0	0	0	0	0	0	0	0	1
Physical Education Teaching and Coaching - 131314	0	0	0	0	0	0	0	0	6	0	6
Physics, General - 400801	0	0	0	0	0	0	0	0	1	0	1
Political Science, General - 451001	0	1	0	0	0	5	0	0	28	0	34
Psychology, General - 420101	0	2	0	0	0	22	0	0	100	0	124
Public Administration - 440401	0	0	0	0	0	1	0	0	0	0	1
Public Relations and Organizational Communications - 090501	0	0	0	0	0	0	0	0	9	0	9
Radio and Television Broadcasting - 090701	0	0	0	0	0	0	0	0	2	0	2
Real Estate - 521501	0	0	0	0	0	0	0	1	0	0	1

Off-Campus Headcount Enrollment, By Program Category  
Off-Campus Centers  
First Regular Session, 1993-94  
(Continued)

Six Digit CIP Program Category	DSU Green	MSU Merid	MSU Vicks	MSU Stennis	UM Jacks	UM Tupelo	UM Yellow	UM South	USM Gulf	USM Jacks	Total
Science Teacher Education, General											
- 131316	1	0	0	0	0	0	0	0	6	0	7
Secondary Teacher Education - 131205	0	38	0	0	0	0	0	0	8	0	46
Social Sciences, General - 450101	0	0	0	0	0	0	0	0	3	0	3
Social Work - 440701	0	38	0	0	0	0	0	0	5	0	43
Sociology - 451101	0	2	0	0	0	0	0	0	0	0	2
Spanish Language and Literature											
- 160905	0	0	0	0	0	1	0	0	0	0	1
Special Education, General - 131001	0	21	0	0	0	13	1	0	67	0	102
Speech-Language Pathology and											
Audiology - 510204	0	0	0	0	0	1	0	0	1	0	2
Technical Teacher Education											
(Vocational) - 131319	0	3	0	0	0	0	0	0	0	0	3
Technology Teacher Education/											
Industrial Arts Teacher Education											
- 131309	0	0	0	0	0	0	0	0	30	0	30
Visual and Performing Arts - 500101	0	0	0	0	0	0	0	0	1	0	1
Unclassified	3	115	42	16	0	0	0	0	209	1	386
Total	29	679	99	25	52	243	8	25	1,436	9	2,605



BOARD OF TRUSTEES OF STATE INSTITUTIONS OF HIGHER LEARNING  
STATE OF MISSISSIPPI

OFF-CAMPUS GRADUATE HEADCOUNT ENROLLMENT, BY DEGREE LEVEL  
FIRST REGULAR SESSION, 1993-94

<u>OFF-CAMPUS CENTERS</u>											
	<u>DSU Green</u>	<u>MSU Merid</u>	<u>MSU Vicks</u>	<u>MSU Stennis</u>	<u>UM Jacks</u>	<u>UM Tupelo</u>	<u>UM Yellow</u>	<u>UM South</u>	<u>USM Gulf</u>	<u>USM Jacks</u>	<u>Total</u>
<u>Master's</u>											
Full-Time	0	9	0	0	0	2	0	0	18	0	29
Part-Time	12	82	51	8	0	48	3	0	248	7	459
Total	12	91	51	8	0	50	3	0	266	7	488
<u>Specialist</u>											
Full-Time	0	2	0	0	0	0	0	0	0	0	2
Part-Time	0	15	0	0	0	1	0	0	7	0	23
Total	0	17	0	0	0	1	0	0	7	0	25
<u>Doctoral</u>											
Full-Time	0	0	0	0	1	0	0	0	0	0	1
Part-Time	1	3	6	1	27	0	0	0	11	0	49
Total	1	3	6	1	28	0	0	0	11	0	50
<u>Nondegree-Post Baccalaureate</u>											
Full-Time	0	1	0	0	0	1	0	0	7	0	9
Part-Time	0	109	42	16	0	64	5	4	107	0	347
Total	0	110	42	16	0	65	5	4	114	0	356
<u>Total</u>											
Full-Time	0	12	0	0	1	3	0	0	25	0	41
Part-Time	13	209	99	25	27	113	8	4	373	7	878
Total	13	221	99	25	28	116	8	4	398	7	919



BOARD OF TRUSTEES OF STATE INSTITUTIONS OF HIGHER LEARNING  
STATE OF MISSISSIPPI

OFF-CAMPUS GRADUATE HEADCOUNT ENROLLMENT, BY PROGRAM CATEGORY  
FIRST REGULAR SESSION, 1993-94

OFF-CAMPUS CENTERS

Six Digit CIP Program Category	DSU Green	MSU Merid	MSU Vicks	MSU Stennis	UM Jacks	UM Tupelo	UM Yellow	UM South	USM Gulf	USM Jacks	Total
Accounting - 520301	0	0	0	0	0	0	0	0	3	0	3
Adult and Continuing Education											
Administration - 130403	0	0	0	0	0	0	0	0	11	0	11
Agricultural Engineering - 140301	0	0	1	0	0	0	0	0	0	0	1
Agricultural Teacher Education (Vocational) - 131301	0	3	0	0	0	0	0	0	0	0	3
Art Teacher Education - 131302	0	0	0	0	0	1	0	0	0	0	1
Biology, General - 260101	0	0	1	0	0	0	0	0	0	0	1
Business Administration and Management, General - 520201	0	29	0	0	0	18	0	0	48	0	95
Chemical Engineering - 140701	0	0	2	0	0	0	0	0	0	0	2
Civil Engineering, General - 140801	0	0	19	0	0	0	0	0	0	0	19
Communications, General - 090101	0	0	0	0	0	0	0	0	4	0	4
Computer and Information Sciences, General - 110101	0	0	16	0	0	0	0	0	28	0	44
Counselor Education Counseling and Guidance Services - 131101	0	25	0	0	0	6	0	0	3	0	34
Criminal Justice Studies - 430104	0	0	0	0	0	0	0	0	8	0	8
Curriculum and Instruction - 130301	0	0	0	0	0	8	1	1	51	0	61
Education Administration and Supervision, General - 130401	6	5	0	0	0	34	1	0	14	0	60
Education, General - 130101	1	20	0	0	28	0	0	0	11	0	60
Educational Psychology - 130802	0	1	0	0	0	12	0	0	0	0	13
Electrical, Electronics and Communication Engineering - 141001	0	2	6	3	0	0	0	0	0	0	11
Elementary Teacher Education - 131202	1	11	0	0	0	18	5	3	0	0	38
Engineering Mechanics - 141101	0	0	3	0	0	0	0	0	0	0	3
Engineering-Related Technology/ Technician, General - 151101	0	0	0	0	0	0	0	0	4	0	4
Engineering, General - 140101	0	0	1	0	0	0	0	0	0	0	1
English Language and Literature, General - 230101	0	0	0	0	0	0	0	0	5	0	5
English Teacher Education - 131305	1	0	0	0	0	0	0	0	0	0	1



Off-Campus Graduate Headcount Enrollment, by Program Category  
Off-Campus Centers  
First Regular Session, 1993-94  
(Continued)

Six Digit CIP Program Category	DSU Green	MSU Merid	MSU Vicks	MSU Stennis	UM Jacks	UM Tupelo	UM Yellow	UM South	USM Gulf	USM Jacks	Total
Forest Harvesting and Production											
Technology/Technician - 030401	0	0	1	0	0	0	0	0	0	0	1
Forestry, General - 030501	0	1	0	0	0	0	0	0	0	0	1
Geography - 450701	0	0	0	0	0	0	0	0	1	0	1
History, General - 450801	0	0	0	0	0	0	0	0	5	0	5
Industrial/Manufacturing Engineering											
- 141701	0	0	5	3	0	0	0	0	0	0	8
Library Science/Librarianship											
- 250101	0	0	0	0	0	0	0	0	1	7	8
Mathematics - 270101	0	0	0	0	0	13	0	0	3	0	16
Mechanical Engineering - 141901	0	1	1	3	0	0	0	0	0	0	5
Multi/Interdisciplinary Studies, Other											
- 309999	0	0	1	0	0	0	0	0	0	0	1
Nursing Administration (Post-R.N.)											
- 511602	0	0	0	0	0	0	0	0	3	0	3
Oceanography - 400702	0	0	0	0	0	0	0	0	1	0	1
Parks, Recreation and Leisure Studies											
- 310101	0	0	0	0	0	0	0	0	1	0	1
Physical Education Teaching and											
Coaching - 131314	0	0	0	0	0	0	0	0	2	0	2
Political Science, General - 451001	0	0	0	0	0	0	0	0	8	0	8
Public Relations and Organizational											
Communications - 090501	0	0	0	0	0	0	0	0	9	0	9
Science Teacher Education, General											
- 131316	1	0	0	0	0	0	0	0	4	0	5
Secondary Teacher Education - 131205	0	8	0	0	0	0	0	0	0	0	8
Special Education, General - 131001	0	3	0	0	0	6	1	0	41	0	51
Technical Teacher Education											
(Vocational) - 131319	0	2	0	0	0	0	0	0	0	0	2
Technology Teacher Education/											
Industrial Arts Teacher Education											
- 131309	0	0	0	0	0	0	0	0	12	0	12
Unclassified	3	110	42	16	0	0	0	0	117	0	288
Total	13	221	99	25	28	116	8	4	398	7	919



## OTHER LOCATIONS



BOARD OF TRUSTEES OF STATE INSTITUTIONS OF HIGHER LEARNING  
STATE OF MISSISSIPPI

ENROLLEES IN EXTENSION CLASSES, BY ACADEMIC FIELD AND LEVEL  
FIRST REGULAR SESSION, 1993-94

<u>Institution</u>	<u>Arts and Sciences</u>	<u>Academic Field*</u>				<u>Enrollees by Level</u>			
		<u>Business</u>	<u>Education</u>	<u>Other</u>	<u>Total</u>	<u>Lower</u>	<u>Upper</u>	<u>Graduate</u>	<u>Total</u>
Delta State University	0	9	7	20	36	18	5	13	36
Jackson State University	13	4	51	79	147	22	22	103	147
Mississippi State University	0	0	1	3	4	3	1	0	4
Mississippi University for Women	54	81	22	38	195	25	168	2	195
University of Mississippi	0	0	23	0	23	0	0	23	23
University of Southern Mississippi	2	0	0	0	2	0	0	2	2
Total	69	94	104	140	407	68	196	143	407

\*Breakdown of academic fields by two digit CIP codes:

Arts and Sciences - 05, 09, 10, 11, 16, 23, 24, 25, 26, 27,  
30, 38, 39, 40, 41, 42, 45, 50, 51

Business - 08, 52  
Education - 13

BOARD OF TRUSTEES OF STATE INSTITUTIONS OF HIGHER LEARNING  
STATE OF MISSISSIPPI

ENROLLEES IN EXTENSION CLASSES, BY ETHNICITY, BY SEX AND BY RESIDENT AND NON-RESIDENT  
FIRST REGULAR SESSION, 1993-94

<u>Institution</u>	<u>Total</u>	<u>White</u>	<u>Black</u>	<u>Other</u>	<u>Men</u>	<u>Women</u>	<u>Resident</u>	<u>Non-Resident</u>
Delta State University	36	23	13	0	5	31	36	0
Jackson State University	147	38	107	2	21	126	136	11
Mississippi State University	4	3	1	0	1	3	4	0
Mississippi University for Women	195	156	37	2	46	149	184	11
University of Mississippi	23	21	2	0	8	15	23	0
University of Southern Mississippi	<u>2</u>	<u>1</u>	<u>1</u>	<u>0</u>	<u>0</u>	<u>2</u>	<u>2</u>	<u>0</u>
Total	407	242	161	4	81	326	385	22



**UNIVERSITY OF MISSISSIPPI  
MEDICAL CENTER**



BOARD OF TRUSTEES OF STATE INSTITUTIONS OF HIGHER LEARNING  
STATE OF MISSISSIPPI

HEADCOUNT ENROLLMENT, BY PROGRAM CATEGORY AND LEVEL  
UNIVERSITY OF MISSISSIPPI MEDICAL CENTER  
FIRST REGULAR SESSION, 1993-94

	<u>Total</u>	<u>Men</u>	<u>Women</u>	<u>White</u>	<u>Black</u>	<u>Other</u>	<u>Full Time</u>	<u>Part Time</u>	<u>Res.</u>	<u>Non- Res.</u>
<u>Anatomy - 260601</u>										
Doctoral	8	4	4	1	0	7	3	5	1	7
Total	8	4	4	1	0	7	3	5	1	7
<u>Biochemistry - 260202</u>										
Doctoral	20	12	8	12	1	7	6	14	9	11
Total	20	12	8	12	1	7	6	14	9	11
<u>Clinical Psychology - 420201</u>										
Interns	13	7	6	12	0	1	13	0	0	13
Total	13	7	6	12	0	1	13	0	0	13
<u>Cytotechnologist - 511002</u>										
Junior	16	3	13	15	1	0	15	1	16	0
Total	16	3	13	15	1	0	15	1	16	0
<u>Dental Hygienist - 510602</u>										
Junior	36	0	36	33	3	0	35	1	35	1
Total	36	0	36	33	3	0	35	1	35	1
<u>Dentistry (D.D.S., D.M.D.) - 510401</u>										
1st Year	30	22	8	29	1	0	30	0	30	0
2nd Year	29	23	6	25	4	0	29	0	29	0
3rd Year	29	20	9	27	1	1	29	0	29	0
4th Year	26	17	9	22	3	1	26	0	26	0
Total	114	82	32	103	9	2	114	0	114	0
<u>Emergency Medical Technology/ Technician - 510904</u>										
Freshman	24	16	8	22	2	0	24	0	24	0
Total	24	16	8	22	2	0	24	0	24	0



HEADCOUNT ENROLLMENT  
 UNIVERSITY OF MISSISSIPPI MEDICAL CENTER  
 First Regular Session, 1993-94 (Continued)

	<u>Total</u>	<u>Men</u>	<u>Women</u>	<u>White</u>	<u>Black</u>	<u>Other</u>	<u>Full Time</u>	<u>Part Time</u>	<u>Res.</u>	<u>Non- Res.</u>
<u>Health Professions and Related Sciences, Other - 519999</u>										
Freshman	9	1	8	9	0	0	0	9	8	1
Total	9	1	8	9	0	0	0	9	8	1
<u>Medical Radiologic Technology/ Technician - 510907</u>										
Freshman	39	15	24	37	2	0	19	20	38	1
Total	39	15	24	37	2	0	19	20	38	1
<u>Medical Records Administration - 510706</u>										
Junior	31	2	29	25	6	0	31	0	30	1
Total	31	2	29	25	6	0	31	0	30	1
<u>Medical Technology - 511005</u>										
Junior	32	5	27	23	8	1	30	2	30	2
Total	32	5	27	23	8	1	30	2	30	2
<u>Medicine (M.D.) - 511201</u>										
1st Year	106	73	33	87	14	5	106	0	106	0
2nd Year	92	60	32	76	8	8	92	0	92	0
3rd Year	94	66	28	85	4	5	94	0	94	0
4th Year	98	81	17	91	5	2	98	0	98	0
Interns	15	14	1	13	0	2	15	0	6	9
Residents	365	283	82	302	12	51	365	0	211	154
Total	770	577	193	654	43	73	770	0	607	163
<u>Microbiology/Bacteriology - 260501</u>										
Doctoral	28	17	11	21	2	5	10	18	14	14
Total	28	17	11	21	2	5	10	18	14	14



HEADCOUNT ENROLLMENT  
UNIVERSITY OF MISSISSIPPI MEDICAL CENTER  
First Regular Session, 1993-94 (Continued)

	<u>Total</u>	<u>Men</u>	<u>Women</u>	<u>White</u>	<u>Black</u>	<u>Other</u>	<u>Full Time</u>	<u>Part Time</u>	<u>Res.</u>	<u>Non- Res.</u>
<u>Nuclear Medical Technology/Technician</u>										
- 510905										
Freshman	6	3	3	6	0	0	6	0	5	1
Total	6	3	3	6	0	0	6	0	5	1
<u>Nursing (R.N. Training) - 511601</u>										
Junior	122	16	106	111	11	0	121	1	122	0
Senior	107	11	96	89	16	2	105	2	107	0
Master's	1	0	1	1	0	0	0	1	1	0
Nondegree-Post Baccalaureate	15	2	13	14	1	0	4	11	15	0
Total	245	29	216	215	28	2	230	15	245	0
<u>Nursing, Maternal/Child Health</u>										
(Post-R.N.) - 511606										
Master's	22	1	21	18	4	0	5	17	21	1
Nondegree-Post Baccalaureate	1	0	1	1	0	0	0	1	1	0
Total	23	1	22	19	4	0	5	18	22	1
<u>Nursing, Psychiatric/Mental Health</u>										
(Post-R.N.) - 511610										
Master's	2	0	2	2	0	0	2	0	2	0
Total	2	0	2	2	0	0	2	0	2	0
<u>Nursing, Surgical (Post-R.N.)</u>										
- 511612										
Master's	83	1	82	68	13	2	35	48	75	8
Doctoral	1	0	1	1	0	0	0	1	0	1
Nondegree-Post Baccalaureate	17	2	15	15	2	0	2	15	16	1
Total	101	3	98	84	15	2	37	64	91	10
<u>Occupational Therapy - 512306</u>										
Junior	23	1	22	22	1	0	23	0	23	0
Senior	24	4	20	23	1	0	24	0	24	0
Total	47	5	42	45	2	0	47	0	47	0



HEADCOUNT ENROLLMENT  
 UNIVERSITY OF MISSISSIPPI MEDICAL CENTER  
 First Regular Session, 1993-94 (Continued)

	<u>Total</u>	<u>Men</u>	<u>Women</u>	<u>White</u>	<u>Black</u>	<u>Other</u>	<u>Full Time</u>	<u>Part Time</u>	<u>Res.</u>	<u>Non- Res.</u>
<u>Pathology, Human and Animal</u>										
- 260704										
Master's	1	1	0	1	0	0	1	0	1	0
Doctoral	1	0	1	1	0	0	0	1	1	0
Total	2	1	1	2	0	0	1	1	2	0
<u>Pharmacology, Human and Animal</u>										
- 260705										
Doctoral	21	10	11	6	1	14	9	12	5	16
Total	21	10	11	6	1	14	9	12	5	16
<u>Physical Therapy - 512308</u>										
Junior	72	24	48	65	6	1	71	1	72	0
Senior	58	19	39	52	5	1	58	0	58	0
Total	130	43	87	117	11	2	129	1	130	0
<u>Physiology, Human and Animal</u>										
- 260706										
Master's	1	1	0	1	0	0	0	1	1	0
Doctoral	6	4	2	3	0	3	1	5	2	4
Nondegree-Post Baccalaureate	1	0	1	0	0	1	0	1	0	1
Total	8	5	3	4	0	4	1	7	3	5
<u>Preventive Medicine Residency</u>										
- 512954										
Senior	1	0	1	1	0	0	0	1	1	0
Nondegree-Post Baccalaureate	3	0	3	3	0	0	0	3	3	0
Total	4	0	4	4	0	0	0	4	4	0
<u>Unclassified</u>										
Freshman	2	1	1	2	0	0	2	0	2	0
Total	2	1	1	2	0	0	2	0	2	0
Grand Total	1,731	842	889	1,473	138	120	1,539	192	1,484	247

# FACULTY CHARACTERISTICS



BOARD OF TRUSTEES OF STATE INSTITUTIONS OF HIGHER LEARNING  
STATE OF MISSISSIPPI

PROFILE OF UNIVERSITY PERSONNEL WITH ACADEMIC RANK  
FIRST REGULAR SESSION, 1993-94

<u>Profile</u>	<u>ASU</u>	<u>DSU</u>	<u>JSU</u>	<u>MSU</u>	<u>MUW</u>	<u>MVSU</u>	<u>UM</u>	<u>USM</u>	<u>TOTAL</u>	<u>PERCENT</u>
Tenure	46	66	165	546	47	40	289	390	1,589	37.7
Non-Tenure	122	200	279	599	124	101	886	312	2,623	62.3
Male	95	162	258	827	59	95	793	460	2,749	65.3
Female	70	101	186	318	111	41	382	238	1,447	34.4
Not Provided	3	3	0	0	1	5	0	4	16	0.4
White	28	241	96	995	160	12	1,075	657	3,264	77.5
Black	109	17	304	42	5	108	52	25	662	15.7
Other	31	8	44	108	6	21	48	20	286	6.8
Professor	25	81	93	360	35	30	226	207	1,057	25.1
Associate Professor	35	23	75	224	6	19	166	181	729	17.3
Assistant Professor	35	65	124	210	46	47	267	179	973	23.1
Instructor	73	91	61	46	84	45	276	92	768	18.2
Other	0	6	91	305	0	0	240	43	685	16.3
<u>Age</u>										
Over 65	1	3	14	16	5	9	14	11	73	1.7
61 - 65	8	9	48	76	6	12	52	45	256	6.1
51 - 60	46	70	135	244	42	34	216	209	996	23.6
41 - 50	55	102	159	327	52	48	380	267	1,390	33.0
31 - 40	45	58	75	287	54	23	313	145	1,000	23.7
21 - 30	10	21	13	195	11	10	200	21	481	11.4
Not Provided	3	3	0	0	1	5	0	4	16	0.4
<u>Highest Degree Held</u>										
Doctoral	75	118	248	633	55	49	535	494	2,207	52.4
First Professional	0	6	9	45	3	2	52	5	122	2.9
Specialist	0	6	23	12	3	7	6	1	58	1.4
Master's	91	130	154	276	94	80	336	172	1,333	31.6
Bachelor's	2	6	8	176	12	1	241	16	462	11.0
Less Than Bachelor's	0	0	2	3	4	2	5	14	30	0.7
Total Academic Rank	168	266	444	1,145	171	141	1,175	702	4,212	100.0

NOTE: These figures should not be used for computing faculty/student ratios, average faculty salaries, etc., since the definition of 'faculty' varies with situation.