



BOARD OF TRUSTEES OF STATE  
INSTITUTIONS OF HIGHER LEARNING


Full 87  
SP 88  
SVM 87



STATISTICAL REPORT OF INFORMATION REGARDING THE ENROLLMENT, STUDENT CREDIT HOURS, DEGREES  
CONFERRED AND FINANCES OF THE STATE-SUPPORTED UNIVERSITIES IN MISSISSIPPI FOR THE SUMMER OF 1987  
AND THE 1987-88 REGULAR SESSION

JULY, 1989





**RECEIVED**

AUG 10 1989

**OFFICE OF THE REGISTRAR**

August 8, 1989

TO INSTITUTIONAL EXECUTIVE OFFICERS

Enclosed is the year-end statistical report for the eight state-supported universities in the State of Mississippi for the year 1987-1988.

Thank you for your assistance in the preparation of this document.

Sincerely,

*Maryann Ruddock*

Maryann S. Ruddock, Director  
Institutional Research and Planning

Enclosure

cc: Dr. Norman Nelson, University of Mississippi  
Medical Center  
Reporting Advisory Committee



BOARD OF TRUSTEES OF STATE INSTITUTIONS OF HIGHER LEARNING  
STATE OF MISSISSIPPI

Betty Williams, President  
Columbus

Thomas D. Bourdeaux, Vice President  
Meridian

Members with terms expiring May 7, 1996:

Frank O. Crosthwait, Jr., Indianola  
Diane Miller, Gulfport  
Will A. Hickman, Oxford  
Sidney Lanier Rushing, Gulfport

Members with terms expiring May 7, 1992:

Thomas D. Bourdeaux, Meridian  
Bryce Griffis, Starkville  
William M. Jones, Jackson  
George T. Watson, Pass Christian

Members with terms expiring May 7, 1988:

Neal Denton Rogers, Jr., Pontotoc  
John R. Lovelace, M.D., Batesville  
Betty A. Williams, Columbus  
William H. Austin, Jr., Hernando  
Charles C. Jacobs, Jr., Cleveland

Interim Commissioner

George H. Carter, Jackson



## PREFACE

This statistical report contains data which provide insight into the operation of the public universities in Mississippi during the summer of 1987 and the 1987-88 Regular Session. It contains the primary measures of academic production: enrollments, classes, student credit hours, and degrees awarded. It also contains the revenues and expenditures for the eight universities in Mississippi.

Enrollments are shown by semester or quarter, on-campus or off-campus. The enrollments are depicted by full-time and part-time, school/division, resident and non-resident, and full-time equivalent. Extension class enrollments are reported as enrollees in class.

The student credit hour production is classified into fields of study according to the Classification of Instructional Programs (CIP) Taxonomy. The student credit hours are shown according to class levels, on-campus and off-campus, and regular session and summer session.


This publication also shows the number of degrees awarded from July 1, 1987, through June 30, 1988. These are broken down by baccalaureate, master's, specialist and sixth-year, and doctoral degree programs according to the Classification of Instructional Programs (CIP) system. Associate degrees and certificates awarded during the same period are displayed as well.

Actual revenues received during the fiscal year are reported according to source of income from restricted and unrestricted funds, and the percents of each source derived from total Education and General Income are shown in the report.

Information regarding actual expenditures for restricted and unrestricted purposes is reported according to functions.



Statistics for the year 1987-88 are available in other publications of the Board of Trustees. The February, 1989 statistical report includes information about enrollment, residence, and dormitory utilization for the first term only of 1987-88.

A handwritten signature in dark ink, reading "George H. Carter". The signature is written in a cursive style with a large, stylized "G" and "C".

George H. Carter  
Interim Commissioner



# TABLE OF CONTENTS

## I

### ENROLLMENTS 1987-88 REGULAR SESSION

<u>Headcount Enrollment, On-Campus and Off-Campus, Including Extension-----</u>	1
<u>Full-Time Equivalent Enrollment, On-Campus, Excluding Extension-----</u>	2
<u>Enrollment On-Campus, Regular Session 1987-88</u>	
Enrollment by Institution-----	3
Full-Time Students by Institution-----	3
Part-Time Students by Institution-----	3
Full-Time Equivalent Students (FTE) by Institution-----	3
Total Enrollment, All Institutions, by Full-Time, Part-Time, and Full-Time Equivalent-----	3
Five-Year Comparison, On-Campus Headcount Enrollment, Fall Semester Five-Year Comparison-----	4
Headcount On-Campus Enrollment by Level by Resident & Non-Resident by Semester-----	5
Total Headcount On-Campus Enrollment by Level by Resident & Non-Resident by Semester-----	7
Headcount On-Campus Enrollment by Program Category and by Semester-----	8
Total Headcount On-Campus Enrollment by Program Category and by Semester-----	20
Headcount Enrollment, University of Mississippi Medical Center-----	26
<u>Enrollment Off-Campus, Regular Session 1987-88</u>	
Degree-Granting Off-Campus Centers, Enrollment by Level and by Resident/Non-Resident-----	32
Degree-Granting Off-Campus Centers, Enrollment by Program Category by Semester-----	34
Degree-Granting Off-Campus Centers, Enrollment by Level and Full-Time Equivalent by Sem./Qtr.-	41
Degree-Granting Off-Campus Centers, Total Enrollment by Level and Full-Time Equivalent by Sem.	42
Enrollees in Extension Classes by University and by Level, by Semester/Quarter-----	43



## II

## ENROLLMENTS 1987 SUMMER SESSION

<u>Headcount Enrollment, On-Campus and Off-Campus, Including Extension</u> -----	44
<u>Full-Time Equivalent Enrollment, On-Campus and Off-Campus, Excluding Extension</u> -----	45
<u>Enrollment On-Campus, Summer 1987</u>	
Enrollment by Level, by Resident/Non-Resident, and by Term-----	46
Total Enrollment, All Universities, by Level, by Resident/Non-Resident, and by Term-----	48
Enrollment by Program Category-----	49
University of Mississippi Medical Center Enrollment-----	61
<u>Enrollment Off-Campus, Summer 1987</u>	
Enrollment by Level, by Resident/Non-Resident, and by Term-----	65
Resident Centers, Enrollment by Level and by Resident/Non-Resident-----	66
Degree-Granting Off-Campus Centers, Enrollment by Program Category-----	67
Resident Centers, Enrollment by Program Category-----	71
Extension Enrollees by University/Division by Level by Class-----	72

## III

## DEGREES CONFERRED 1987-88

<u>Classification of Instructional Programs</u> -----	73
<u>Degrees Conferred by Level and by Institution</u> -----	75
<u>Bachelor's Degrees Conferred by CIP Fields</u> -----	76
<u>Master's Degrees Conferred by CIP Fields</u> -----	87
<u>Specialist and Sixty-Year Degrees Conferred by CIP Fields</u> -----	96
<u>Doctor's Degrees Conferred by CIP Fields</u> -----	97



<u>Less Than Four-Year Degrees and Awards, Associate Degrees and Certificates Conferred-----</u>	102
--	-----

#### IV

#### STUDENT CREDIT HOURS PRODUCED BY LEVEL AND BY CIP FIELDS OF STUDY, 1987-88 REGULAR SESSION

<u>On-Campus and Off-Campus Summary-----</u>	103
--	-----

#### On-Campus 1987-88 Regular Session

Alcorn State University-----	104
Delta State University-----	106
Jackson State University-----	107
Mississippi State University-----	108
Mississippi University for Women-----	110
Mississippi Valley State University-----	111
University of Mississippi-----	112
University of Southern Mississippi-----	113

#### Off-Campus 1987-88 Regular Session

##### Degree-Granting Off-Campus Centers

Mississippi State University - Meridian-----	115
Mississippi State University - Vicksburg Engineering-----	116
Mississippi State University/University of Mississippi - Jackson Engineering-----	117
University of Mississippi - Jackson-----	118
University of Mississippi - Tupelo-----	119
University of Southern Mississippi - Gulf Coast-----	120
University of Southern Mississippi - Jackson-----	121

##### Extension Classes

Delta State University-----	122
Jackson State University-----	123
Mississippi State University-----	124



Mississippi University for Women-----	125
University of Southern Mississippi-----	126

## V

STUDENT CREDIT HOURS PRODUCED BY LEVEL  
AND BY CIP FIELDS OF STUDY, 1987 SUMMER SESSION

<u>On-Campus and Off-Campus Summary-----</u>	127
--	-----

On-Campus, 1987 Summer Session

Alcorn State University-----	128
Delta State University-----	130
Jackson State University-----	131
Mississippi State University-----	132
Mississippi University for Women-----	134
Mississippi Valley State University-----	135
University of Mississippi-----	136
University of Southern Mississippi-----	137

Off-Campus, 1987 Summer Session

Degree-Granting Off-Campus Centers

Mississippi State University - Meridian-----	139
Mississippi State University - Vicksburg Engineering-----	140
Mississippi State University/University of Mississippi - Jackson Engineering-----	141
University of Mississippi - Jackson-----	142
University of Mississippi - Tupelo-----	143
University of Southern Mississippi - Gulf Coast-----	144

Resident Centers

University of Mississippi - Southaven-----	145
--	-----



### Extension Classes

Jackson State University-----	146
Mississippi State University-----	147
Mississippi University for Women-----	148
University of Mississippi-----	149
University of Southern Mississippi-----	150

## VI

### REVENUES AND EXPENDITURES BY RESTRICTED AND UNRESTRICTED SOURCES 1987-88 REGULAR SESSION

#### Revenues and Expenditures Summary

Current Fund Revenues 1987-88-----	151
Percent of Current Fund Revenues 1987-88-----	151
Current Fund Expenditures by Function 1987-88-----	152
Percent of Current Fund Expenditures 1987-88-----	152

#### Unrestricted Revenues and Expenditures

Unrestricted Fund Revenues by Source 1987-88-----	153
Percent of Unrestricted Fund Revenues by Source 1987-88-----	153
Unrestricted Fund Expenditures by Function 1987-88-----	154
Percent of Unrestricted Fund Expenditures by Function 1987-88-----	154

#### Restricted Fund Revenues and Expenditures

Restricted Fund Revenues by Source 1987-88-----	155
Percent of Restricted Fund Revenues by Source 1987-88-----	155
Restricted Fund Expenditures by Function 1987-88-----	156
Percent of Restricted Fund Expenditures by Function 1987-88-----	156



I

ENROLLMENTS 1987-88 REGULAR SESSION



BOARD OF TRUSTEES OF STATE INSTITUTIONS OF HIGHER LEARNING  
STATE OF MISSISSIPPI

HEADCOUNT ENROLLMENT, ON-CAMPUS AND OFF-CAMPUS, INCLUDING EXTENSION ENROLLEES  
1987-88

Institution	Fall Session				Winter Quarter				Spring Session			
	Lower	Upper	Grad.	Total	Lower	Upper	Grad.	Total	Lower	Upper	Grad.	Total
<u>ON-CAMPUS</u>												
Alcorn State University #	1,454	882	268	2,604	0	0	0	0	1,200	895	228	2,323
Delta State University #	1,282	1,588	632	3,502	0	0	0	0	1,078	1,569	555	3,202
Jackson State University	2,823	2,235	956	6,014	0	0	0	0	2,694	2,439	916	6,049
Mississippi State University*	4,410	5,526	1,774	11,710	0	0	0	0	3,532	5,490	1,773	10,795
Mississippi University for Women #	952	987	19	1,958	0	0	0	0	765	977	55	1,797
Mississippi Valley State University	1,085	763	11	1,859	0	0	0	0	1,044	831	11	1,886
University of Mississippi**	3,636	3,953	1,682	9,271 <sup>x</sup>	0	0	0	0	2,974	3,921	1,564	8,459
University of Southern Mississippi #	3,244	5,737	1,621	10,602	0	0	0	0	2,655	5,470	1,543	9,668
TOTAL ON-CAMPUS	18,886	21,671	6,963	47,520	0	0	0	0	15,942	21,592	6,645	44,179
<u>DEGREE-GRANTING</u>												
<u>OFF-CAMPUS CENTERS</u>												
MSU - Meridian	104	285	489	878	0	0	0	0	35	302	376	713
MSU - Vicksburg Engineering	0	0	118	118	0	0	0	0	2	1	127	130
MSU/UM - Jackson Engineering	0	0	36	36	0	0	0	0	0	0	39	39
UM - Jackson	0	0	15	15	0	0	0	0	0	0	15	15
UM - Tupelo	29	111	116	256	0	0	0	0	27	111	134	272
USM - Gulf Coast	0	782	472	1,254	0	636	445	1,081	0	784	460	1,244
TOTAL DEGREE-GRANTING CENTERS	133	1,178	1,246	2,557	0	636	445	1,081	64	1,198	1,151	2,413
EXTENSION ENROLLEES	76	81	110	267	17	34	38	89	146	129	198	473
TOTAL OFF-CAMPUS	209	1,259	1,356	2,824	17	670	483	1,170	210	1,327	1,349	2,886
TOTAL ALL INSTITUTIONS	19,095	22,930	8,319	50,344	17	670	483	1,170	16,152	22,919	7,994	47,065

# Includes nursing students

\* Includes veterinary students

\*\* Excludes Medical School located in Jackson. Medical School enrollments are shown on pages 26-31.  
Includes Law School, fifth-year Pharmacy, and fifty-year Engineering enrollments.



BOARD OF TRUSTEES OF STATE INSTITUTIONS OF HIGHER LEARNING  
STATE OF MISSISSIPPI

FULL-TIME EQUIVALENT ENROLLMENT, ON-CAMPUS AND OFF-CAMPUS, EXCLUDING EXTENSION  
1987-88

Institution	Fall Session				Winter Quarter				Spring Session			
	Lower	Upper	Grad.	Total	Lower	Upper	Grad.	Total	Lower	Upper	Grad.	Total
<u>ON-CAMPUS</u>												
Alcorn State University#	1,405	870	103	2,378	0	0	0	0	1,183	878	90	2,151
Delta State University#	1,217	1,450	283	2,950	0	0	0	0	1,013	1,460	261	2,734
Jackson State University	2,756	2,127	513	5,396	0	0	0	0	2,590	2,268	487	5,345
Mississippi State University*	4,349	5,378	1,354	11,081	0	0	0	0	3,474	5,327	1,348	10,149
Mississippi University for Women#	698	736	17	1,451	0	0	0	0	569	754	27	1,350
Mississippi Valley State University	1,044	777	6	1,827	0	0	0	0	975	814	6	1,795
University of Mississippi**	3,516	3,837	1,277	8,630	0	0	0	0	2,958	3,824	1,212	7,994
University of Southern Mississippi#	2,984	5,275	1,033	9,292	0	0	0	0	2,467	5,091	1,053	8,611
TOTAL ON-CAMPUS	17,969	20,450	4,586	43,005	0	0	0	0	15,229	20,416	4,484	40,129
<u>DEGREE-GRANTING</u>												
<u>OFF-CAMPUS CENTERS</u>												
MSU - Meridian	20	111	123	254	0	0	0	0	8	122	122	252
MSU - Vicksburg Engineering	0	0	31	31	0	0	0	0	0	0	33	33
MSU/UM - Jackson Engineering	0	0	10	10	0	0	0	0	0	0	10	10
UM - Jackson	0	0	6	6	0	0	0	0	0	0	7	7
UM - Tupelo	7	33	35	75	0	0	0	0	6	33	43	82
USM - Gulf Coast	0	283	173	456	0	236	172	408	0	291	175	466
TOTAL DEGREE-GRANTING CENTERS	27	427	378	832	0	236	172	408	14	446	390	850
TOTAL OFF-CAMPUS	27	427	378	832	0	236	172	408	14	446	390	850
TOTAL ALL INSTITUTIONS	17,996	20,877	4,964	43,837	0	236	172	408	15,243	20,862	4,874	40,979

# Includes nursing students

\* Includes veterinary students

\*\* Excludes Medical School located in Jackson. Includes Law School, fifth-year Pharmacy, and fifth-year engineering enrollments.



BOARD OF TRUSTEES OF STATE INSTITUTIONS OF HIGHER LEARNING  
STATE OF MISSISSIPPI

ON-CAMPUS HEADCOUNT ENROLLMENT, FULL-TIME, PART-TIME, AND FULL-TIME EQUIVALENT  
BY SEMESTER  
1987-88

<u>Institution</u>	<u>Alcorn State Univ.</u>		<u>Delta State Univ.</u>		<u>Jackson State Univ.</u>		<u>Miss. State Univ.</u>	
	<u>1st Sem.</u>	<u>2nd Sem.</u>	<u>1st Sem.</u>	<u>2nd Sem.</u>	<u>1st Sem.</u>	<u>2nd Sem.</u>	<u>1st Sem.</u>	<u>2nd Sem.</u>
Full-Time	2,114	1,858	2,577	2,385	4,931	4,879	10,424	9,430
Part-Time	<u>490</u>	<u>465</u>	<u>925</u>	<u>817</u>	<u>1,083</u>	<u>1,170</u>	<u>1,286</u>	<u>1,365</u>
TOTAL	2,604	2,323	3,502	3,202	6,014	6,049	11,710	10,795
F.T.E.	2,377	2,150	2,950	2,735	5,396	5,346	11,080	10,150
	<u>MS Univ. for Women</u>		<u>MS Valley St. Univ.</u>		<u>Univ. of Miss.</u>		<u>Univ of So. Miss</u>	
	<u>1st Sem.</u>	<u>2nd Sem.</u>	<u>1st Sem.</u>	<u>2nd Sem.</u>	<u>1st Sem.</u>	<u>2nd Sem.</u>	<u>1st Sem.</u>	<u>2nd Sem.</u>
Full-Time	1,187	1,079	1,617	1,563	8,096	7,342	8,496	7,788
Part-Time	<u>771</u>	<u>718</u>	<u>242</u>	<u>323</u>	<u>1,175</u>	<u>1,117</u>	<u>2,106</u>	<u>1,880</u>
TOTAL	1,958	1,797	1,859	1,886	9,271	8,459	10,602	9,668
F.T.E.	1,450	1,350	1,827	1,795	8,630	7,994	9,293	8,611

TOTAL ON-CAMPUS HEADCOUNT ENROLLMENT, FULL-TIME, PART-TIME, AND FULL-TIME EQUIVALENT  
BY SEMESTER  
1987-88

	<u>First Semester</u>	<u>Second Semester</u>
Full-Time	39,442	36,324
Part-Time	<u>8,078</u>	<u>7,855</u>
TOTAL	47,520	44,179
F.T.E.	43,003	40,131



BOARD OF TRUSTEES OF STATE INSTITUTIONS OF HIGHER LEARNING  
STATE OF MISSISSIPPI

ON-CAMPUS HEADCOUNT ENROLLMENT, FALL SEMESTER FIVE-YEAR COMPARISON

	<u>1983-84</u>	<u>1984-85</u>	<u>1985-86</u>	<u>1986-87</u>	<u>1987-88</u>
Alcorn State University	2,555	2,400	2,516	2,329	2,604
Delta State University	3,415	3,445	3,294	3,372	3,502
Jackson State University	6,503	6,088	6,425	6,297	6,014
Mississippi State University	12,325	11,720	11,775	11,474	11,710
Mississippi University for Women	2,278	2,198	2,038	1,968	1,958
Mississippi Valley State University	2,575	2,396	2,133	2,002	1,859
University of Mississippi	9,236	8,715	9,004	9,053	9,271
University of Southern Mississippi	<u>11,333</u>	<u>11,169</u>	<u>11,080</u>	<u>11,129</u>	<u>10,602</u>
TOTAL	50,220	48,131	48,265	47,624	47,520



BOARD OF TRUSTEES OF STATE INSTITUTIONS OF HIGHER LEARNING  
STATE OF MISSISSIPPI

HEADCOUNT ON-CAMPUS ENROLLMENT BY LEVEL, BY RESIDENT, AND NON-RESIDENT,  
AND BY SEMESTER  
1987-88

<u>Class Level</u>	<u>Alcorn State Univ.</u>		<u>Delta State Univ.</u>		<u>Jackson State Univ.</u>		<u>Miss. State Univ.</u>	
	<u>1st Sem.</u>	<u>2nd Sem.</u>	<u>1st Sem.</u>	<u>2nd Sem.</u>	<u>1st Sem.</u>	<u>2nd Sem.</u>	<u>1st Sem.</u>	<u>2nd Sem.</u>
Freshman, Total	1,088	836	731	618	1,732	1,575	2,495	1,864
Resident	890	674	677	579	1,441	1,315	1,993	1,504
Non-Resident	198	162	54	39	291	260	502	360
Sophomore, Total	366	364	551	460	1,091	1,119	1,915	1,668
Resident	306	312	508	427	947	982	1,608	1,354
Non-Resident	60	52	43	33	144	137	307	314
Junior, Total	405	377	662	616	1,070	1,093	2,529	2,383
Resident	343	312	604	562	946	991	2,260	2,089
Non-Resident	62	65	58	54	124	102	269	294
Senior, Total	477	518	926	953	1,165	1,346	2,997	3,107
Resident	425	454	867	895	1,063	1,231	2,650	2,756
Non-Resident	52	64	59	58	102	115	347	351
Undergraduate, Total	2,336	2,095	2,870	2,647	5,058	5,133	9,936	9,022
Resident	1,964	1,752	2,656	2,463	4,397	4,519	8,511	7,703
Non-Resident	372	343	214	184	661	614	1,425	1,319
Graduate, Total	268	228	632	555	956	916	1,774	1,773
Resident	239	194	600	529	884	867	1,109	1,113
Non-Resident	29	34	32	26	72	49	665	660
TOTAL, ALL CLASSES	2,604	2,323	3,502	3,202	6,014	6,049	11,710	10,795
RESIDENT	2,203	1,946	3,256	2,992	5,281	5,386	9,620	8,816
NON-RESIDENT	401	377	246	210	733	663	2,090	1,979



BOARD OF TRUSTEES OF STATE INSTITUTIONS OF HIGHER LEARNING  
STATE OF MISSISSIPPI

HEADCOUNT ON-CAMPUS ENROLLMENT BY LEVEL, BY RESIDENT, AND NON-RESIDENT,  
AND BY SEMESTER  
(Continued)  
1987-88

<u>Class Level</u>	<u>MS Univ. for Women</u>		<u>MS Valley St. Univ.</u>		<u>Univ. of Miss.</u>		<u>Univ of So. Miss</u>	
	<u>1st Sem.</u>	<u>2nd Sem.</u>	<u>1st Sem.</u>	<u>2nd Sem.</u>	<u>1st Sem.</u>	<u>2nd Sem.</u>	<u>1st Sem.</u>	<u>2nd Sem.</u>
Freshman, Total	645	498	794	728	2,103	1,669	1,786	1,417
Resident	591	457	695	648	1,176	961	1,499	1,176
Non-Resident	54	41	99	80	927	708	287	241
Sophomore, Total	307	267	291	316	1,533	1,305	1,458	1,238
Resident	270	238	271	291	965	798	1,274	1,073
Non-Resident	37	29	20	25	568	507	184	165
Junior, Total	373	384	305	286	1,859	1,716	2,249	2,006
Resident	347	356	277	262	1,313	1,192	2,000	1,786
Non-Resident	26	28	28	24	546	524	249	220
Senior, Total	614	593	458	545	2,094	2,205	3,488	3,464
Resident	571	553	421	505	1,608	1,682	3,203	3,137
Non-Resident	43	40	37	40	486	523	285	327
Undergraduate, Total	1,939	1,742	1,848	1,875	7,589	6,895	8,981	8,125
Resident	1,779	1,604	1,664	1,706	5,062	4,633	7,976	7,172
Non-Resident	160	138	184	169	2,527	2,262	1,005	953
Graduate, Total	19	55	11	11	1,682	1,564	1,621	1,543
Resident	17	50	10	11	1,004	915	1,171	1,087
Non-Resident	2	5	1	0	678	649	450	456
TOTAL, ALL CLASSES	1,958	1,797	1,859	1,886	9,271	8,459	10,602	9,668
RESIDENT	1,796	1,654	1,674	1,717	6,066	5,548	9,147	8,259
NON-RESIDENT	162	143	185	169	3,205	2,911	1,455	1,409



BOARD OF TRUSTEES OF STATE INSTITUTIONS OF HIGHER LEARNING  
STATE OF MISSISSIPPI

TOTAL HEADCOUNT ON-CAMPUS ENROLLMENT BY LEVEL, BY RESIDENT, AND NON-RESIDENT,  
AND BY SEMESTER  
1987-88

	<u>First Semester</u>	<u>Second Semester</u>
Freshman, Total	11,374	9,205
Resident	8,962	7,314
Non-Resident	2,412	1,891
Sophomore, Total	7,512	6,737
Resident	6,149	5,475
Non-Resident	1,363	1,262
Junior, Total	9,452	8,861
Resident	8,090	7,550
Non-Resident	1,362	1,311
Senior, Total	12,219	12,731
Resident	10,808	11,213
Non-Resident	1,411	1,518
Undergraduate, Total	40,557	37,534
Resident	34,009	31,552
Non-Resident	6,548	5,982
Graduate, Total	6,963	6,645
Resident	5,034	4,766
Non-Resident	1,929	1,879
TOTAL, ALL CLASSES	47,520	44,179
RESIDENT	39,043	36,318
NON-RESIDENT	8,477	7,861



BOARD OF TRUSTEES OF STATE INSTITUTIONS OF HIGHER LEARNING  
STATE OF MISSISSIPPI

HEADCOUNT ON-CAMPUS ENROLLMENT BY PROGRAM CATEGORY, AND BY SEMESTER  
1987-88

Six Digit CIP Program Category	Alcorn State Univ.		Delta State Univ.		Jackson State Univ.		Miss. State Univ.	
	1st Sem.	2nd Sem.	1st Sem.	2nd Sem.	1st Sem.	2nd Sem.	1st Sem.	2nd Sem.
Accounting - 060201	187	168	229	211	403	399	713	665
Aerospace, Aeronautical, and Astronautical Engineering								
- 140201	0	0	0	0	0	0	247	214
Agricultural Business - 010102	0	0	0	0	0	0	44	54
Agricultural Economics - 010103	33	30	0	0	0	0	123	107
Agricultural Education - 131301	29	21	0	0	0	0	68	64
Agricultural Engineering - 140301	0	0	0	0	0	0	19	19
Agricultural Equipment Technology - 150802	0	0	0	0	0	0	27	24
Agricultural Sciences, General								
- 020101	21	18	0	0	0	0	80	64
Agronomy - 020402	10	10	0	0	0	0	121	122
Air Transportation, General								
- 490101	0	0	63	72	0	0	0	0
Airplane Piloting and Navigation (Commercial) - 490102	0	0	61	58	0	0	0	0
Animal Sciences, General - 020201	19	15	0	0	0	0	61	55
Anthropology - 450201	0	0	0	0	0	0	17	16
Architecture - 040201	0	0	0	0	0	0	307	274
Art Education - 131302	0	0	0	0	8	7	6	7
Atmospheric Sciences and Meteorology - 400401	0	0	0	0	6	5	0	0
Banking and Finance - 060301	0	0	59	63	156	172	374	375
Biochemistry and Biophysics - 260201	0	0	0	0	0	0	37	32
Bioengineering and Biomedical Engineering - 140501	0	0	0	0	0	0	72	69
Biological and Physical Sciences - 300101	0	0	3	5	0	0	6	4
Biology, General - 260101	234	216	231	216	511	513	231	210
Biology Education - 131399	0	0	13	20	0	0	0	0



HEADCOUNT ON-CAMPUS ENROLLMENT BY PROGRAM CATEGORY, AND BY SEMESTER  
1987-88 (Continued)

Six Digit CIP Program Category	Alcorn State Univ. <u>1st Sem. 2nd Sem.</u>		Delta State Univ. <u>1st Sem. 2nd Sem.</u>		Jackson State Univ. <u>1st Sem. 2nd Sem.</u>		Miss. State Univ. <u>1st Sem. 2nd Sem.</u>	
Business and Management, General								
- 060101	0	0	125	108	0	0	0	0
Business Administration and Management, General - 060401	360	326	191	175	770	780	1,155	1,006
Business Data Processing and Related Programs, General								
- 070301	0	0	0	0	0	0	131	105
Business Economics - 060501	0	0	0	0	5	5	19	22
Business Education - 131303	27	23	5	4	64	71	107	93
Chemical Engineering - 140701	0	0	0	0	0	0	146	123
Chemistry, General - 400501	18	17	26	38	52	51	124	115
Civil Engineering - 140801	0	0	0	0	0	0	221	178
Communications, General - 090101	0	0	0	0	0	0	376	366
Communications, Other - 099999	0	0	0	0	0	0	7	4
Community College Education								
Administration - 130407	0	0	0	0	0	0	10	7
Computer and Information Sciences, Other - 119999	175	154	0	0	608	573	352	284
Computer Education - 131321	0	0	0	0	0	0	0	0
Computer Engineering - 140901	0	0	0	0	0	0	184	159
Criminal Justice Studies - 430104	0	0	82	100	288	324	0	0
Dairy - 020206	0	0	0	0	0	0	31	26
Driver and Safety Education								
- 131304	0	0	5	4	0	0	0	0
Ecology - 260603	0	0	0	0	1	1	0	0
Economics - 450601	6	5	0	0	0	0	2	3
Education Administration, General								
- 130401	0	0	47	42	44	45	15	15
Education, General - 130101	0	0	23	21	0	0	125	128
Educational Media - 130501	0	0	0	0	3	6	0	0
Electrical, Electronics, and Communications Engineering								
- 141001	0	0	0	0	0	0	662	560
Elementary Education - 131202	105	73	172	176	280	299	368	386



HEADCOUNT ON-CAMPUS ENROLLMENT BY PROGRAM CATEGORY, AND BY SEMESTER  
1987-88 (Continued)

Six Digit CIP Program Category	Alcorn State Univ.		Delta State Univ.		Jackson State Univ.		Miss. State Univ.	
	1st Sem.	2nd Sem.	1st Sem.	2nd Sem.	1st Sem.	2nd Sem.	1st Sem.	2nd Sem.
Engineering, General - 140101	0	0	0	0	0	0	17	18
English Education - 131305	0	0	24	20	0	0	0	0
English, General - 230101	85	79	35	37	47	55	72	82
Entomology - 260702	0	0	0	0	0	0	24	19
Fashion Merchandising - 080102	0	0	31	38	0	0	0	0
Fire Control and Safety Technology - 430201	0	0	0	0	2	1	0	0
Fisheries - 030302	0	0	0	0	0	0	27	20
Food Production, Management, and Services, General - 200401	4	4	0	0	0	0	0	0
Food Sciences and Human Nutrition, General - 190501	13	15	0	0	0	0	0	0
Food Sciences, General - 020301	0	0	0	0	0	0	51	52
Foreign Languages Education - 131306	0	0	2	4	0	0	0	0
Foreign Languages, Multiple Emphasis - 160101	0	0	0	0	0	0	66	67
Forestry and Related Sciences, General - 030501	0	0	0	0	0	0	139	119
Forestry Production and Processing, General - 030401	0	0	0	0	0	0	18	16
French - 160901	0	0	0	0	1	0	0	0
Genetics, Human and Animal - 260703	0	0	0	0	0	0	6	6
Geology - 400601	0	0	0	0	0	0	34	34
Health Sciences, Other - 189999	11	8	0	0	0	0	9	9
History - 450801	2	1	27	25	29	31	59	59
Home Economics Education - 131308	10	13	3	4	0	0	0	0
Home Economics, General - 190101	22	21	14	24	0	0	306	271
Horticulture Science - 020403	0	0	0	0	0	0	62	59
Industrial Arts Education - 131309	106	104	0	0	49	41	8	8
Industrial Engineering - 141701	0	0	0	0	0	0	199	184
Industrial Technology - 150603	34	32	0	0	243	252	102	104



HEADCOUNT ON-CAMPUS ENROLLMENT BY PROGRAM CATEGORY, AND BY SEMESTER  
1987-88 (Continued)

Six Digit CIP Program Category	Alcorn State Univ. 1st Sem. 2nd Sem.		Delta State Univ. 1st Sem. 2nd Sem.		Jackson State Univ. 1st Sem. 2nd Sem.		Miss. State Univ. 1st Sem. 2nd Sem.	
Insurance and Risk Management - 060801	0	0	33	35	0	0	25	27
Landscape Architecture - 040601	0	0	0	0	0	0	95	92
Landscaping - 010605	0	0	0	0	0	0	63	53
Law Enforcement - 430107	0	0	0	0	4	3	0	0
Liberal/General Studies - 240101	0	0	0	0	0	0	273	214
Library Science - 250401	0	0	0	0	0	0	1	1
Literature, English - 230801	0	0	0	0	7	6	0	0
Management Information Systems - 061201	0	0	165	138	0	0	0	0
Marketing and Distributive Education - 131310	0	0	0	0	0	0	18	16
Marketing Management - 061401	0	0	97	94	174	182	567	551
Mathematics Education - 131311	2	2	36	40	34	43	0	0
Mathematics, General - 270101	16	13	51	42	155	153	121	99
Mechanical Engineering - 141901	0	0	0	0	0	0	371	318
Medical Records Administration - 180703	15	13	0	0	0	0	16	15
Medical Technology - 170310	27	20	22	17	0	0	50	41
Microbiology - 260501	0	0	0	0	0	0	43	49
Music Education - 131312	56	51	55	54	57	50	70	61
Music Performance - 500903	0	0	6	4	5	4	0	0
Music, General - 500901	0	0	8	10	0	0	0	0
Nuclear Engineering - 142301	0	0	0	0	0	0	31	25
Nursing, General - 181101	247	239	81	66	0	0	0	0
Nutritional Sciences - 260609	0	0	0	0	0	0	21	20
Office Supervision and Management - 070401	0	0	25	26	135	139	0	0
Parks and Recreation, General - 310101	16	13	0	0	0	0	0	0
Petroleum Engineering - 142501	0	0	0	0	0	0	58	54
Philosophy - 380101	0	0	0	0	0	0	11	9
Physical Education - 131314	56	40	73	76	96	98	227	230
Physical Therapy - 170813	38	34	0	0	0	0	5	4



HEADCOUNT ON-CAMPUS ENROLLMENT BY PROGRAM CATEGORY, AND BY SEMESTER  
1987-88 (Continued)

Six Digit CIP Program Category	Alcorn State Univ.		Delta State Univ.		Jackson State Univ.		Miss. State Univ.	
	1st Sem.	2nd Sem.	1st Sem.	2nd Sem.	1st Sem.	2nd Sem.	1st Sem.	2nd Sem.
Physics, General - 400801	0	0	0	0	3	5	45	35
Physiology, Human and Animal - 260706	0	0	0	0	0	0	11	9
Plant Pathology - 260305	0	0	0	0	0	0	9	9
Plant Pathology (Applied) - 020406	0	0	0	0	0	0	4	2
Plant Protection (Pest Management) - 020408	0	0	0	0	0	0	8	8
Political Science and Government - 451001	38	35	16	16	175	175	160	151
Poultry - 020209	0	0	0	0	0	0	38	42
Pre-Elementary Education - 131204	13	15	12	3	31	28	0	0
Psychology, General - 420101	0	0	47	76	123	131	235	227
Public Administration - 440401	0	0	0	0	74	80	27	24
Reading Education - 131315	0	0	3	3	2	1	0	0
Real Estate Finance - 061705	0	0	0	0	0	0	74	72
Rehabilitation Counseling - 170407	0	0	0	0	1	17	0	0
School Psychology - 130801	48	42	12	11	0	0	115	119
Science Education - 131316	0	0	39	32	18	22	0	0
Secondary Education - 131205	128	115	18	21	15	10	236	240
Secretarial and Related Programs, General - 070601	35	33	0	0	0	0	0	0
Social Science Education - 131317	11	8	2	1	15	14	0	0
Social Sciences, General - 450101	0	0	4	5	0	0	0	0
Social Work, General - 440701	0	0	39	47	103	107	0	0
Sociology - 451101	70	64	9	7	54	59	126	116
Spanish - 160905	0	0	1	2	1	2	0	0
Special Education, General - 131001	27	20	64	88	95	95	78	78
Speech Pathology/Audiology - 180103	0	0	40	47	0	0	0	0
Speech, Debate, and Forensics - 231001	0	0	1	7	51	54	0	0



HEADCOUNT ON-CAMPUS ENROLLMENT BY PROGRAM CATEGORY, AND BY SEMESTER  
1987-88 (Continued)

Six Digit CIP Program Category	Alcorn State Univ. 1st Sem. 2nd Sem.		Delta State Univ. 1st Sem. 2nd Sem.		Jackson State Univ. 1st Sem. 2nd Sem.		Miss. State Univ. 1st Sem. 2nd Sem.	
Statistics - 270501	0	0	0	0	0	0	12	8
Student Counseling and Personnel Services - 131101	0	0	37	50	59	48	52	50
Teacher Education, Specific Subject Areas, Other - 131399	0	0	9	16	0	0	0	0
Technical Education - 131319	63	57	0	0	0	0	36	35
Transportation Management - 060705	0	0	0	0	0	0	13	11
Urban Design - 040701	0	0	0	0	0	0	3	3
Urban Studies - 451201	0	0	0	0	12	13	0	0
Veterinary Medicine - 182401	0	0	0	0	0	0	148	155
Visual and Performing Arts, General - 500101	0	0	84	89	42	41	116	108
Wildlife Management - 030601	0	0	0	0	0	0	45	40
Wood Science - 030509	0	0	0	0	0	0	31	26
Unclassified - 000000	<u>187</u>	<u>156</u>	<u>942</u>	<u>614</u>	<u>903</u>	<u>838</u>	<u>235</u>	<u>266</u>
TOTAL	2,604	2,323	3,502	3,202	6,014	6,049	11,710	10,795



BOARD OF TRUSTEES OF STATE INSTITUTIONS OF HIGHER LEARNING  
STATE OF MISSISSIPPI

HEADCOUNT ON-CAMPUS ENROLLMENT BY PROGRAM CATEGORY, AND BY SEMESTER  
1987-88

Six Digit CIP Program Category	MS Univ. for Women		MS Valley St. Univ.		Univ. of Miss.		Univ of So. Miss	
	1st Sem.	2nd Sem.	1st Sem.	2nd Sem.	1st Sem.	2nd Sem.	1st Sem.	2nd Sem.
Accounting - 060201	97	85	29	28	528	466	600	533
Adult and Continuing Education								
Administration - 130403	0	0	0	0	0	0	9	16
Advertising - 090201	0	0	0	0	0	0	74	80
American Studies - 050102	0	0	0	0	0	0	11	14
Anthropology - 450201	0	0	0	0	13	11	26	31
Architectural Design and Construction Technology								
- 150101	0	0	0	0	0	0	241	211
Area Studies, Other - 050199	0	0	0	0	16	16	0	0
Art Education - 131302	0	0	2	3	0	0	6	6
Art History and Appreciation								
- 500703	0	0	0	0	15	17	0	0
Audiology - 180101	0	0	0	0	0	0	1	1
Banking and Finance - 060301	0	0	0	0	341	334	161	167
Biological and Physical Sciences								
- 300101	0	0	0	0	0	0	3	6
Biology, General - 260101	55	58	119	113	220	229	371	342
Business and Management, General								
- 060101	0	0	0	0	1,197	1,039	0	0
Business Administration and Management, Other - 060499	341	324	345	361	321	315	853	733
Business Economics - 060501	0	0	0	0	25	26	52	50
Business Education - 131303	0	0	3	3	0	0	93	86
Chemical Engineering - 140701	0	0	0	0	37	30	0	0
Chemistry, General - 400501	29	15	0	0	63	59	111	109
Chemistry, Other - 400599	0	0	0	0	0	0	119	120
Child Development, Care, and Guidance - 200102	0	0	0	0	0	0	1	0
City, Community, and Regional Planning - 040301	0	0	0	0	0	0	13	15



HEADCOUNT ON-CAMPUS ENROLLMENT BY PROGRAM CATEGORY, AND BY SEMESTER  
1987-88 (Continued)

Six Digit CIP Program Category	MS Univ. for Women		MS Valley St. Univ.		Univ. of Miss.		Univ of So. Miss	
	1st Sem.	2nd Sem.	1st Sem.	2nd Sem.	1st Sem.	2nd Sem.	1st Sem.	2nd Sem.
Civil Engineering - 140801	0	0	0	0	59	55	0	0
Classics - 230201	0	0	0	0	5	5	0	0
Communications, General - 090101	0	0	0	0	0	0	140	123
Communications, Other - 099999	0	0	0	0	57	46	32	32
Computer and Information Sciences, Other - 119999	0	0	182	167	110	87	466	399
Computer Technology - 150301	0	0	0	0	0	0	0	1
Counseling Psychology - 420601	0	0	0	0	0	0	97	106
Court Reporting - 070602	0	0	0	0	59	48	0	0
Criminal Justice Administration - 430103	0	0	0	0	87	96	0	0
Criminal Justice Studies - 430104	0	0	192	218	0	0	209	204
Curriculum and Instruction - 130301	0	0	0	0	0	0	34	25
Dance - 500301	0	0	0	0	0	0	28	23
Dietetics/Human Nutritional Services - 190503	0	0	0	0	0	0	29	32
Dramatic Arts - 500501	0	0	0	0	47	47	35	33
Economics - 450601	0	0	0	0	2	2	0	0
Education of the Deaf and Hearing Impaired - 131003	0	0	0	0	0	0	13	13
Education Administration, General - 130401	0	0	0	0	23	18	20	22
Education, General - 130101	0	0	0	0	116	105	126	118
Educational Media - 130501	0	0	0	0	4	5	0	0
Electrical, Electronics, and Communications Engineering - 141001	0	0	0	0	125	115	0	0
Elementary Education - 131202	149	123	177	195	299	280	377	342
Electronic Technology - 150303	0	0	0	0	0	0	138	125
Energy Conservation and Use Technology - 150503	0	0	0	0	0	0	1	2
Engineering Science - 141301	0	0	0	0	107	103	0	0
Engineering, General - 140101	0	0	0	0	65	47	0	0



HEADCOUNT ON-CAMPUS ENROLLMENT BY PROGRAM CATEGORY, AND BY SEMESTER  
1987-88 (Continued)

Six Digit CIP Program Category	MS Univ. for Women		MS Valley St. Univ.		Univ. of Miss.		Univ of So. Miss	
	1st Sem.	2nd Sem.	1st Sem.	2nd Sem.	1st Sem.	2nd Sem.	1st Sem.	2nd Sem.
English, General - 230101	27	30	25	25	250	231	170	156
Evaluation and Research, General								
- 130601	0	0	0	0	0	0	2	1
Family Relations - 190704	0	0	0	0	0	0	53	53
Food Sciences and Human								
Nutrition, General - 190501	1	1	0	0	0	0	0	0
Foreign Languages, Multiple								
Emphasis - 160101	1	0	0	0	0	0	21	26
Forensic Studies - 430106	0	0	0	0	2	2	0	0
French - 160901	1	1	0	0	12	13	1	2
Geography - 450701	0	0	0	0	0	0	36	36
Geological Engineering - 141501	0	0	0	0	5	4	0	0
Geology - 400601	0	0	0	0	17	15	43	38
German - 160501	0	0	0	0	7	6	0	0
Health Care Administration								
- 180701	0	0	0	0	8	7	0	0
Health Education - 131307	0	0	0	0	0	0	36	24
Health Sciences Administration,								
Other - 180799	0	0	0	0	3	3	0	0
Higher Education Administration								
- 130406	0	0	0	0	6	8	0	0
History - 450801	14	19	0	0	106	123	82	103
Home Economics Education - 131308	10	8	0	0	0	0	1	0
Home Economics, General - 190101	0	0	0	0	194	181	35	27
Hotel/Motel Management - 060701	0	0	0	0	0	0	114	117
Individual and Family								
Development, General - 190701	28	32	0	0	0	0	0	0
Industrial Arts Education								
- 131309	0	0	0	0	0	0	37	33
Industrial Technology - 150603	0	0	132	124	0	0	45	41
Institutional, Home Management,								
& Supporting Services, General								
- 200601	0	0	0	0	0	0	11	11



HEADCOUNT ON-CAMPUS ENROLLMENT BY PROGRAM CATEGORY, AND BY SEMESTER  
1987-88 (Continued)

Six Digit CIP Program Category	MS Univ. for Women		MS Valley St. Univ.		Univ. of Miss.		Univ of So. Miss	
	1st Sem.	2nd Sem.	1st Sem.	2nd Sem.	1st Sem.	2nd Sem.	1st Sem.	2nd Sem.
Insurance and Risk Management								
- 060801	0	0	0	0	19	21	0	0
Interior Design - 040501	0	0	0	0	60	51	91	84
Journalism (Mass Communications)								
- 090401	22	20	0	0	202	189	126	128
Law - 220101	0	0	0	0	478	427	0	0
Legal Assisting - 220103	93	91	0	0	0	0	134	119
Liberal/General Studies - 240101	0	0	0	0	13	12	0	0
Library Science - 250401	0	0	0	0	0	0	82	78
Life Sciences, Other - 269999	0	0	0	0	367	283	0	0
Management Information Systems								
- 061201	0	0	0	0	25	30	0	0
Manufacturing Technology - 150604	0	0	0	0	0	0	15	16
Marketing Management - 061401	0	0	0	0	345	344	416	331
Mathematics Education - 131311	0	0	1	2	0	0	0	0
Mathematics, General - 270101	42	50	19	23	88	85	169	167
Mechanical Design Technology								
- 150805	0	0	0	0	0	0	42	37
Mechanical Engineering - 141901	0	0	0	0	65	63	0	0
Medical Technology - 170310	0	0	0	0	22	27	103	86
Microbiology - 260501	43	41	0	0	0	0	1	1
Music Education - 131312	4	6	15	21	0	0	122	116
Music Performance - 500903	0	0	0	0	0	0	7	10
Music, General - 500901	0	0	17	16	116	105	139	116
Nursing Administration - 181105	0	0	0	0	0	0	57	59
Nursing, General - 181101	253	262	0	0	0	0	513	450
Office Supervision and Management								
- 070401	6	2	26	22	0	0	0	0
Parks and Recreation Management								
- 310301	0	0	0	0	6	10	0	0
Parks and Recreation, General								
- 310101	0	0	0	0	39	40	88	89
Personnel Management - 061601	0	0	0	0	0	0	87	63
Pharmaceutical Chemistry - 400505	0	0	0	0	10	7	0	0



HEADCOUNT ON-CAMPUS ENROLLMENT BY PROGRAM CATEGORY, AND BY SEMESTER  
1987-88 (Continued)

Six Digit CIP Program Category	MS Univ. for Women		MS Valley St. Univ.		Univ. of Miss.		Univ of So. Miss	
	1st Sem.	2nd Sem.	1st Sem.	2nd Sem.	1st Sem.	2nd Sem.	1st Sem.	2nd Sem.
Pharmacology, Human and Animal								
- 260705	0	0	0	0	6	6	0	0
Pharmacy - 181401	0	0	0	0	519	465	0	0
Philosophy - 380101	0	0	0	0	13	15	23	23
Physical Education - 131314	41	34	105	106	141	125	286	280
Physical Sciences, General								
- 400101	3	15	0	0	0	0	0	0
Physics, General - 400801	0	0	0	0	46	42	33	33
Plant Pharmacology - 260306	0	0	0	0	12	9	0	0
Political Science and Government								
- 451001	0	0	29	31	174	161	91	99
Pre-Elementary Education - 131204	0	0	0	0	2	2	0	0
Psychiatric/Mental Health								
- 181106	0	0	0	0	0	0	8	12
Psychology, General - 420101	0	0	0	0	268	257	376	327
Public Administration - 440401	0	0	0	0	61	60	0	0
Public Health - 181107	0	0	0	0	0	0	14	18
Public Relations - 090501	0	0	0	0	0	0	19	19
Radio/Television News Broadcast								
- 090601	36	24	0	0	0	0	0	0
Radio/Television, General								
- 090701	0	0	0	0	56	47	171	187
Reading Education - 131315	0	0	0	0	0	0	1	0
Real Estate, General - 061701	0	0	0	0	53	43	71	58
Sanitation Technology - 150504	0	0	17	17	0	0	0	0
School Psychology - 130801	0	0	0	0	33	29	0	0
Science Education - 131316	0	0	0	0	0	0	57	48
Secondary Education - 131205	2	1	0	0	166	168	90	75
Social Sciences, General - 450101	6	7	7	5	0	0	13	6
Social Work, General - 440701	0	0	82	80	85	87	109	85
Social Work, Other - 440799	0	0	0	0	0	0	79	76
Sociology - 451101	0	0	42	48	31	31	62	62
Spanish - 160905	0	0	0	0	11	10	0	0



HEADCOUNT ON-CAMPUS ENROLLMENT BY PROGRAM CATEGORY, AND BY SEMESTER  
1987-88 (Continued)

Six Digit CIP Program Category	MS Univ. for Women		MS Valley St. Univ.		Univ. of Miss.		Univ of So. Miss	
	1st Sem.	2nd Sem.	1st Sem.	2nd Sem.	1st Sem.	2nd Sem.	1st Sem.	2nd Sem.
Special Education, General								
- 131001	18	14	0	0	41	37	82	65
Speech Pathology - 180102	21	19	0	0	0	0	0	0
Speech Pathology/Audiology								
- 180103	0	0	0	0	79	74	113	109
Speech, Debate, and Forensics								
- 231001	0	0	18	16	0	0	0	0
Statistics - 270501	0	0	0	0	0	0	11	14
Student Counseling and Personnel								
Services - 131101	0	0	0	0	31	30	29	22
Textiles and Clothing, General								
- 190901	24	21	0	0	0	0	19	19
Textiles and Clothing, Retail								
- 190903	0	0	0	0	0	0	101	100
Trade and Industrial Education								
- 131320	0	0	8	5	0	0	0	0
Visual and Performing Arts,								
General - 500101	98	88	19	18	107	103	91	84
Unclassified - 000000	<u>493</u>	<u>406</u>	<u>248</u>	<u>239</u>	<u>930</u>	<u>770</u>	<u>1,284</u>	<u>1,109</u>
TOTAL	1,958	1,797	1,859	1,886	9,271	8,459	10,602	9,668



BOARD OF TRUSTEES OF STATE INSTITUTIONS OF HIGHER LEARNING  
STATE OF MISSISSIPPI

TOTAL HEADCOUNT ON-CAMPUS ENROLLMENT BY PROGRAM CATEGORY, AND BY SEMESTER  
1987-88

<u>Six Digit CIP Program Category</u>	<u>First Semester</u>	<u>Second Semester</u>
Accounting - 060201	2,786	2,555
Adult and Continuing Education Administration - 130403	9	16
Advertising - 090201	74	80
Aerospace, Aeronautical, and Astronautical Engineering - 140201	247	214
Agricultural Business - 010102	44	54
Agricultural Economics - 010103	156	137
Agricultural Education - 131301	97	85
Agricultural Engineering - 140301	19	19
Agricultural Equipment Technology - 150802	27	24
Agricultural Sciences, General - 020101	101	82
Agronomy - 020402	131	132
Air Transportation, General - 490101	63	72
Airplane Piloting and Navigation (Commercial) - 490102	61	58
American Studies - 050102	11	14
Animal Sciences, General - 020201	80	70
Anthropology - 450201	56	58
Architectural Design and Construction Technology - 150101	241	211
Architecture - 040201	307	274
Area Studies, Other - 050199	16	16
Art Education - 131302	22	23
Art History and Appreciation - 500703	15	17
Atmospheric Sciences and Meteorology - 400401	6	5
Audiology - 180101	1	1
Banking and Finance - 060301	1,091	1,111
Biochemistry and Biophysics - 260201	37	32
Bioengineering and Biomedical Engineering - 140501	72	69
Biological and Physical Sciences - 300101	12	15
Biology, General - 260101	1,972	1,897
Business and Management, General - 060101	1,322	1,147
Business Administration and Management, Other - 060499	4,336	4,020
Business Data Processing and Related Programs, General - 070301	131	105
Biology Education - 131399	13	20



TOTAL HEADCOUNT ON-CAMPUS ENROLLMENT BY PROGRAM CATEGORY, AND BY SEMESTER  
1987-88 (Continued)

Six Digit CIP <u>Program Category</u>	<u>First Semester</u>	<u>Second Semester</u>
Business Economics - 060501	101	103
Business Education - 131303	299	280
Chemical Engineering - 140701	183	153
Chemistry, General - 400501	423	404
Chemistry, Other - 400599	119	120
Child Development, Care, and Guidance - 200102	1	0
City, Community, and Regional Planning - 040301	13	15
Civil Engineering - 140801	280	233
Classics - 230201	5	5
Communications, General - 090101	516	489
Communications, Other - 099999	96	82
Community College Education Administration - 130407	10	7
Computer and Information Sciences, Other - 119999	1,893	1,664
Computer Education - 131321	0	0
Computer Engineering - 140901	184	159
Computer Technology - 150301	0	1
Counseling Psychology - 420601	97	106
Court Reporting - 070602	59	48
Criminal Justice Administration - 430103	87	96
Criminal Justice Studies - 430104	771	846
Curriculum and Instruction - 130301	34	25
Dairy - 020206	31	26
Dance - 500301	28	23
Dietetics/Human Nutritional Services - 190503	29	32
Dramatic Arts - 500501	82	80
Driver and Safety Education - 131304	5	4
Ecology - 260603	1	1
Economics - 450601	10	10
Education of the Deaf and Hearing Impaired - 131003	13	13
Education Administration, General - 130401	149	142
Education, General - 130101	390	372
Educational Media - 130501	7	11
Electrical, Electronics, and Communications Engineering - 141001	787	675
Elementary Education - 131202	1,927	1,874



TOTAL HEADCOUNT ON-CAMPUS ENROLLMENT BY PROGRAM CATEGORY, AND BY SEMESTER  
1987-88 (Continued)

Six Digit CIP <u>Program Category</u>	<u>First Semester</u>	<u>Second Semester</u>
Electronic Technology - 150303	138	125
Energy Conservation and Use Technology - 150503	1	2
Engineering Science - 141301	107	103
Engineering, General - 140101	82	65
English Education - 131305	24	20
English, General - 230101	711	695
Entomology - 260702	24	19
Evaluation and Research, General - 130601	2	1
Family Relations - 190704	53	53
Fashion Merchandising - 080102	31	38
Fire Control and Safety Technology - 430201	2	1
Fisheries - 030302	27	20
Food Production, Management, and Services, General - 200401	4	4
Food Sciences and Human Nutrition, General - 190501	14	16
Food Sciences, General - 020301	51	52
Foreign Languages Education - 131306	2	4
Foreign Languages, Multiple Emphasis - 160101	88	93
Forensic Studies - 430106	2	2
Forestry and Related Sciences, General - 030501	139	119
Forestry Production and Processing, General - 030401	18	16
French - 160901	15	16
Genetics, Human and Animal - 260703	6	6
Geography - 450701	36	36
Geological Engineering - 141501	5	4
Geology - 400601	94	87
German - 160501	7	6
Health Care Administration - 180701	8	7
Health Education - 131307	36	24
Health Sciences Administration, Other - 180799	3	3
Health Sciences, Other - 189999	20	17
Higher Education Administration - 130406	6	8
History - 450801	319	361
Home Economics Education - 131308	24	25
Home Economics, General - 190101	571	524



TOTAL HEADCOUNT ON-CAMPUS ENROLLMENT BY PROGRAM CATEGORY, AND BY SEMESTER  
1987-88 (Continued)

<u>Six Digit CIP</u> <u>Program Category</u>	<u>First Semester</u>	<u>Second Semester</u>
Horticulture Science - 020403	62	59
Hotel/Motel Management - 060701	114	117
Individual and Family Development, General - 190701	28	32
Industrial Arts Education - 131309	200	186
Industrial Engineering - 141701	199	184
Industrial Technology - 150603	556	553
Institutional, Home Management, & Supporting Services, General - 200601	11	11
Insurance and Risk Management - 060801	77	83
Interior Design - 040501	151	135
Journalism (Mass Communications) - 090401	350	337
Landscape Architecture - 040601	95	92
Landscaping - 010605	63	53
Law - 220101	478	427
Law Enforcement - 430107	4	3
Legal Assisting - 220103	227	210
Liberal/General Studies - 240101	286	226
Library Science - 250401	83	79
Life Sciences, Other - 269999	367	283
Literature, English - 230801	7	6
Management Information Systems - 061201	190	168
Manufacturing Technology - 150604	15	16
Marketing and Distributive Education - 131310	18	16
Marketing Management - 061401	1,599	1,502
Mathematics Education - 131311	73	87
Mathematics, General - 270101	661	632
Mechanical Design Technology - 150805	42	37
Mechanical Engineering - 141901	436	381
Medical Records Administration - 180703	31	28
Medical Technology - 170310	224	191
Microbiology - 260501	87	91
Music Education - 131312	327	313
Music Performance - 500903	70	64
Music, General - 500901	280	247
Nuclear Engineering - 142301	31	25



TOTAL HEADCOUNT ON-CAMPUS ENROLLMENT BY PROGRAM CATEGORY, AND BY SEMESTER  
1987-88 (Continued)

<u>Six Digit CIP Program Category</u>	<u>First Semester</u>	<u>Second Semester</u>
Nursing Administration - 181105	57	59
Nursing, General - 181101	1,094	1,017
Nutritional Sciences - 260609	21	20
Office Supervision and Management - 070401	192	189
Parks and Recreation Management - 310301	6	10
Parks and Recreation, General - 310101	143	142
Personnel Management - 061601	87	63
Petroleum Engineering - 142501	58	54
Pharmaceutical Chemistry - 400505	10	7
Pharmacology, Human and Animal - 260705	6	6
Pharmacy - 181401	519	465
Philosophy - 380101	47	47
Physical Education - 131314	1,025	989
Physical Sciences, General - 400101	3	15
Physical Therapy - 170813	43	38
Physics, General - 400801	127	115
Physiology, Human and Animal - 260706	11	9
Plant Pathology - 260305	9	9
Plant Pathology (Applied) - 020406	4	2
Plant Pharmacology - 260306	12	9
Plant Protection (Pest Management) - 020408	8	8
Political Science and Government - 451001	683	668
Poultry - 020209	38	42
Pre-Elementary Education - 131204	58	48
Psychiatric/Mental Health - 181106	8	12
Psychology, General - 420101	1,049	1,018
Public Administration - 440401	162	164
Public Health - 181107	14	18
Public Relations - 090501	19	19
Radio/Television News Broadcast - 090601	36	24
Radio/Television, General - 090701	227	234
Reading Education - 131315	6	4
Real Estate Finance - 061705	74	72
Real Estate, General - 061701	124	101



TOTAL HEADCOUNT ON-CAMPUS ENROLLMENT BY PROGRAM CATEGORY, AND BY SEMESTER  
1987-88 (Continued)

<u>Six Digit CIP Program Category</u>	<u>First Semester</u>	<u>Second Semester</u>
Rehabilitation Counseling - 170407	1	17
Sanitation Technology - 150504	17	17
School Psychology - 130801	208	201
Science Education - 131316	114	102
Secondary Education - 131205	655	630
Secretarial and Related Programs, General - 070601	35	33
Social Science Education - 131317	28	23
Social Sciences, General - 450101	30	23
Social Work, General - 440701	418	406
Social Work, Other - 440799	79	76
Sociology - 451101	394	387
Spanish - 160905	13	14
Special Education, General - 131001	405	397
Speech Pathology - 180102	21	19
Speech Pathology/Audiology - 180103	232	230
Speech, Debate, and Forensics - 231001	70	77
Statistics - 270501	23	22
Student Counseling and Personnel Services - 131101	208	200
Teacher Education, Specific Subject Areas, Other - 131399	9	16
Technical Education - 131319	99	92
Textiles and Clothing, General - 190901	43	40
Textiles and Clothing, Retail - 190903	101	100
Trade and Industrial Education - 131320	8	5
Transportation Management - 060705	13	11
Urban Design - 040701	3	3
Urban Studies - 451201	12	13
Veterinary Medicine - 182401	148	155
Visual and Performing Arts, General - 500101	557	531
Wildlife Management - 030601	45	40
Wood Science - 030509	31	26
Unclassified - 000000	<u>5,222</u>	<u>4,398</u>
TOTAL	47,520	44,179



BOARD OF TRUSTEES OF STATE INSTITUTIONS OF HIGHER LEARNING  
STATE OF MISSISSIPPI

HEADCOUNT ENROLLMENT  
UNIVERSITY OF MISSISSIPPI MEDICAL CENTER  
1987-88

	1st Quarter			2nd Quarter			3rd Quarter		
	<u>Full-Time</u>	<u>Part-Time</u>	<u>Total</u>	<u>Full-Time</u>	<u>Part-Time</u>	<u>Total</u>	<u>Full-Time</u>	<u>Part-Time</u>	<u>Total</u>
<u>ANATOMY - 260601</u>									
Doctoral	<u>0</u>	<u>2</u>	<u>2</u>	<u>0</u>	<u>2</u>	<u>2</u>	<u>0</u>	<u>2</u>	<u>2</u>
TOTAL	0	2	2	0	2	2	0	2	2
<u>BIOCHEMISTRY AND BIOPHYSICS</u> - 260201									
Doctoral	2	10	12	2	10	12	2	10	12
Nondegree-Post Baccalaureate	<u>0</u>	<u>0</u>	<u>0</u>	<u>0</u>	<u>1</u>	<u>1</u>	<u>0</u>	<u>1</u>	<u>1</u>
TOTAL	2	10	12	2	11	13	2	11	13
<u>CLINICAL PSYCHOLOGY - 420201</u>									
Interns	<u>12</u>	<u>0</u>	<u>12</u>	<u>12</u>	<u>0</u>	<u>12</u>	<u>12</u>	<u>0</u>	<u>12</u>
TOTAL	12	0	12	12	0	12	12	0	12
<u>CYTOTECHNOLOGY - 170306</u>									
Junior	2	0	2	2	0	2	2	0	2
Senior	<u>2</u>	<u>0</u>	<u>2</u>	<u>2</u>	<u>0</u>	<u>2</u>	<u>2</u>	<u>0</u>	<u>2</u>
TOTAL	4	0	4	4	0	4	4	0	4
<u>DENTAL HYGIENE - 170102</u>									
Junior	14	0	14	14	0	14	14	0	14
Senior	<u>12</u>	<u>0</u>	<u>12</u>	<u>12</u>	<u>1</u>	<u>13</u>	<u>12</u>	<u>1</u>	<u>13</u>
TOTAL	26	0	26	26	1	27	26	1	27



HEADCOUNT ENROLLMENT  
UNIVERSITY OF MISSISSIPPI MEDICAL CENTER  
1987-88 (Continued)

	1st Quarter			2nd Quarter			3rd Quarter		
	<u>Full-Time</u>	<u>Part-Time</u>	<u>Total</u>	<u>Full-Time</u>	<u>Part-Time</u>	<u>Total</u>	<u>Full-Time</u>	<u>Part-Time</u>	<u>Total</u>
<u>DENTISTRY, GENERAL - 180401</u>									
1st Year	24	0	24	23	0	23	23	0	23
2nd Year	26	0	26	26	0	26	26	0	26
3rd Year	32	0	32	30	0	30	30	0	30
4th Year	<u>29</u>	<u>0</u>	<u>29</u>	<u>30</u>	<u>0</u>	<u>30</u>	<u>29</u>	<u>0</u>	<u>29</u>
TOTAL	111	0	111	109	0	109	108	0	108
<u>EMERGENCY MEDICAL</u> <u>TECHNOLOGY-PARAMEDIC - 170206</u>									
Freshman	2	12	14	20	2	22	18	2	20
Senior	<u>0</u>	<u>0</u>	<u>0</u>	<u>1</u>	<u>0</u>	<u>1</u>	<u>1</u>	<u>0</u>	<u>1</u>
TOTAL	2	12	14	21	2	23	19	2	21
<u>MATERNAL/CHILD HEALTH - 181103</u>									
Master's	3	10	13	3	7	10	3	7	10
Nondegree-Post Baccalaureate	<u>0</u>	<u>1</u>	<u>1</u>	<u>0</u>	<u>1</u>	<u>1</u>	<u>0</u>	<u>1</u>	<u>1</u>
TOTAL	3	11	14	3	8	11	3	8	11
<u>MEDICAL RECORDS ADMINISTRATION</u> <u>- 180703</u>									
Junior	15	0	15	15	0	15	15	0	15
Senior	<u>15</u>	<u>0</u>	<u>15</u>	<u>15</u>	<u>0</u>	<u>15</u>	<u>15</u>	<u>0</u>	<u>15</u>
TOTAL	30	0	30	30	0	30	30	0	30



HEADCOUNT ENROLLMENT  
UNIVERSITY OF MISSISSIPPI MEDICAL CENTER  
1987-88 (Continued)

	1st Quarter			2nd Quarter			3rd Quarter		
	<u>Full-Time</u>	<u>Part-Time</u>	<u>Total</u>	<u>Full-Time</u>	<u>Part-Time</u>	<u>Total</u>	<u>Full-Time</u>	<u>Part-Time</u>	<u>Total</u>
<u>MEDICAL SURGICAL - 181104</u>									
Master's	<u>2</u>	<u>16</u>	<u>18</u>	<u>2</u>	<u>13</u>	<u>15</u>	<u>2</u>	<u>13</u>	<u>15</u>
TOTAL	2	16	18	2	13	15	2	13	15
<u>MEDICAL TECHNOLOGY - 170310</u>									
Junior	9	0	9	8	0	8	8	0	8
Senior	4	0	4	3	0	3	3	0	3
Master's	0	0	0	1	0	1	1	0	1
Doctoral	<u>0</u>	<u>1</u>	<u>1</u>	<u>0</u>	<u>0</u>	<u>0</u>	<u>0</u>	<u>0</u>	<u>0</u>
TOTAL	13	1	14	12	0	12	12	0	12
<u>MEDICINE, GENERAL - 181001</u>									
1st Year	105	0	105	99	0	99	98	0	98
2nd Year	97	0	97	96	0	96	95	0	95
3rd Year	104	0	104	102	0	102	102	0	102
4th Year	108	0	108	108	0	108	108	0	108
Interns	11	0	11	11	0	11	11	0	11
Residents	<u>297</u>	<u>0</u>	<u>297</u>	<u>295</u>	<u>0</u>	<u>295</u>	<u>295</u>	<u>0</u>	<u>295</u>
TOTAL	722	0	722	711	0	711	709	0	709
<u>MICROBIOLOGY - 260501</u>									
Doctoral	<u>12</u>	<u>8</u>	<u>20</u>	<u>11</u>	<u>7</u>	<u>18</u>	<u>11</u>	<u>7</u>	<u>18</u>
TOTAL	12	8	20	11	7	18	11	7	18



HEADCOUNT ENROLLMENT  
UNIVERSITY OF MISSISSIPPI MEDICAL CENTER  
1987-88 (Continued)

	1st Quarter			2nd Quarter			3rd Quarter		
	<u>Full-Time</u>	<u>Part-Time</u>	<u>Total</u>	<u>Full-Time</u>	<u>Part-Time</u>	<u>Total</u>	<u>Full-Time</u>	<u>Part-Time</u>	<u>Total</u>
<u>NUCLEAR MEDICAL TECHNOLOGY</u>									
- 170208									
Sophomore	<u>2</u>	<u>0</u>	<u>2</u>	<u>2</u>	<u>0</u>	<u>2</u>	<u>2</u>	<u>0</u>	<u>2</u>
TOTAL	2	0	2	2	0	2	2	0	2
<u>NURSING, GENERAL - 181101</u>									
Junior	74	0	74	0	3	3	0	3	3
Senior	71	14	85	144	2	146	144	3	147
Master's	0	0	0	1	0	1	1	0	1
Nondegree-Post Baccalaureate	<u>0</u>	<u>2</u>	<u>2</u>	<u>0</u>	<u>2</u>	<u>2</u>	<u>0</u>	<u>2</u>	<u>2</u>
TOTAL	145	16	161	145	7	152	145	8	153
<u>PATHOLOGY, HUMAN AND ANIMAL</u>									
- 260704									
Master's	0	1	1	0	1	1	0	1	1
Doctoral	<u>0</u>	<u>0</u>	<u>0</u>	<u>0</u>	<u>1</u>	<u>1</u>	<u>0</u>	<u>1</u>	<u>1</u>
TOTAL	0	1	1	0	2	2	0	2	2
<u>PHARMACOLOGY, HUMAN AND ANIMAL</u>									
- 260705									
Doctoral	3	11	14	2	12	14	2	12	14
Residents	<u>1</u>	<u>0</u>	<u>1</u>	<u>1</u>	<u>0</u>	<u>1</u>	<u>1</u>	<u>0</u>	<u>1</u>
TOTAL	4	11	15	3	12	15	3	12	15



HEADCOUNT ENROLLMENT  
UNIVERSITY OF MISSISSIPPI MEDICAL CENTER  
1987-88 (Continued)

	1st Quarter			2nd Quarter			3rd Quarter		
	<u>Full-Time</u>	<u>Part-Time</u>	<u>Total</u>	<u>Full-Time</u>	<u>Part-Time</u>	<u>Total</u>	<u>Full-Time</u>	<u>Part-Time</u>	<u>Total</u>
<u>PHYSICAL THERAPY - 170813</u>									
Junior	24	0	24	23	0	23	23	0	23
Senior	<u>24</u>	<u>0</u>	<u>24</u>	<u>24</u>	<u>0</u>	<u>24</u>	<u>24</u>	<u>0</u>	<u>24</u>
TOTAL	48	0	48	47	0	47	47	0	47
<u>PHYSIOLOGY, HUMAN AND ANIMAL</u> - 260706									
Doctoral	2	7	9	4	4	8	4	4	8
Residents	<u>0</u>	<u>0</u>	<u>0</u>	<u>1</u>	<u>0</u>	<u>1</u>	<u>1</u>	<u>0</u>	<u>1</u>
TOTAL	2	7	9	5	4	9	5	4	9
<u>PREVENTIVE MEDICINE - 181022</u>									
Doctoral	<u>1</u>	<u>0</u>	<u>1</u>	<u>0</u>	<u>1</u>	<u>1</u>	<u>0</u>	<u>1</u>	<u>1</u>
TOTAL	1	0	1	0	1	1	0	1	1
<u>PSYCHIATRIC/MENTAL HEALTH</u> - 181106									
Master's	<u>2</u>	<u>0</u>	<u>2</u>	<u>0</u>	<u>1</u>	<u>1</u>	<u>0</u>	<u>1</u>	<u>1</u>
TOTAL	2	0	2	0	1	1	0	1	1
<u>RADIOGRAPH MEDICAL TECHNOLOGY</u> - 170209									
Freshman	16	0	16	16	0	16	16	0	16
Sophomore	<u>14</u>	<u>0</u>	<u>14</u>	<u>12</u>	<u>0</u>	<u>12</u>	<u>12</u>	<u>0</u>	<u>12</u>
TOTAL	30	0	30	28	0	28	28	0	28



HEADCOUNT ENROLLMENT  
UNIVERSITY OF MISSISSIPPI MEDICAL CENTER  
1987-88 (Continued)

	1st Quarter			2nd Quarter			3rd Quarter		
	<u>Full-Time</u>	<u>Part-Time</u>	<u>Total</u>	<u>Full-Time</u>	<u>Part-Time</u>	<u>Total</u>	<u>Full-Time</u>	<u>Part-Time</u>	<u>Total</u>
<u>RESPIRATORY THERAPY - 170818</u>									
Freshman	0	0	0	4	0	4	4	0	4
Junior	7	0	7	7	0	7	7	0	7
Senior	6	0	6	1	0	1	1	0	1
Master's	<u>0</u>	<u>0</u>	<u>0</u>	<u>1</u>	<u>0</u>	<u>1</u>	<u>1</u>	<u>0</u>	<u>1</u>
TOTAL	13	0	13	13	0	13	13	0	13
<u>RESPIRATORY THERAPY TECHNOLOGY</u> - 170210									
Freshman	121	8	129	138	6	144	133	6	139
Sophomore	<u>2</u>	<u>0</u>	<u>2</u>	<u>1</u>	<u>0</u>	<u>1</u>	<u>1</u>	<u>0</u>	<u>1</u>
TOTAL	123	8	131	139	6	145	134	6	140
GRAND TOTAL	1,309	103	1,412	1,325	77	1,402	1,315	78	1,393



BOARD OF TRUSTEES OF STATE INSTITUTIONS OF HIGHER LEARNING  
STATE OF MISSISSIPPI

HEADCOUNT ENROLLMENT BY LEVEL AND BY RESIDENT AND NON-RESIDENT,  
DEGREE-GRANTING OFF-CAMPUS CENTERS  
1987-88

Class Level	MSU - Meridian		MSU - Vicksburg Engineering		MSU/UM - Jackson Engineering	
	1st Sem.	2nd Sem.	1st Sem.	2nd Sem.	1st Sem.	2nd Sem.
Freshman, Total	77	28	0	2	0	0
Resident	75	21	0	2	0	0
Non-Resident	2	7	0	0	0	0
Sophomore, Total	27	7	0	0	0	0
Resident	27	7	0	0	0	0
Non-Resident	0	0	0	0	0	0
Junior, Total	159	180	0	0	0	0
Resident	152	177	0	0	0	0
Non-Resident	7	3	0	0	0	0
Senior, Total	126	122	0	1	0	0
Resident	126	121	0	1	0	0
Non-Resident	0	1	0	0	0	0
Undergraduate, Total	389	337	0	3	0	0
Resident	380	326	0	3	0	0
Non-Resident	9	11	0	0	0	0
Graduate, Total	489	376	118	127	36	39
Resident	483	368	113	125	36	39
Non-Resident	6	8	5	2	0	0
TOTAL, ALL CLASSES	878	713	118	130	36	39
RESIDENT	863	694	113	128	36	39
NON-RESIDENT	15	19	5	2	0	0
MEN	276	264	100	102	33	34
WOMEN	602	449	18	28	3	5



BOARD OF TRUSTEES OF STATE INSTITUTIONS OF HIGHER LEARNING  
STATE OF MISSISSIPPI

HEADCOUNT ENROLLMENT BY LEVEL AND BY RESIDENT AND NON-RESIDENT,  
DEGREE-GRANTING OFF-CAMPUS CENTERS (Continued) 1987-88

	UM - Jackson		UM - Tupelo		USM - Gulf Coast		
	<u>1st Sem.</u>	<u>2nd Sem.</u>	<u>1st Sem.</u>	<u>2nd Sem.</u>	<u>1st Qtr.</u>	<u>2nd Qtr.</u>	<u>3rd Qtr.</u>
Freshman, Total	0	0	8	7	0	0	0
Resident	0	0	8	7	0	0	0
Non-Resident	0	0	0	0	0	0	0
Sophomore, Total	0	0	21	20	0	0	0
Resident	0	0	21	20	0	0	0
Non-Resident	0	0	0	0	0	0	0
Junior, Total	0	0	62	63	312	217	284
Resident	0	0	62	63	310	216	282
Non-Resident	0	0	0	0	2	1	2
Senior, Total	0	0	49	48	470	419	500
Resident	0	0	49	48	466	417	495
Non-Resident	0	0	0	0	4	2	5
Undergraduate, Total	0	0	140	138	782	636	784
Resident	0	0	140	138	776	633	777
Non-Resident	0	0	0	0	6	3	7
Graduate, Total	15	15	116	134	472	445	460
Resident	10	9	116	133	452	433	451
Non-Resident	5	6	0	1	20	12	9
TOTAL, ALL CLASSES	15	15	256	272	1,254	1,081	1,244
RESIDENT	10	9	256	271	1,228	1,066	1,228
NON-RESIDENT	5	6	0	1	26	15	16
MEN	8	7	76	70	604	538	584
WOMEN	7	8	180	202	650	543	660



BOARD OF TRUSTEES OF STATE INSTITUTIONS OF HIGHER LEARNING  
STATE OF MISSISSIPPI

HEADCOUNT ON-CAMPUS ENROLLMENT BY PROGRAM CATEGORY, AND BY SEMESTER  
DEGREE-GRANTING OFF-CAMPUS CENTERS  
1987-88

Six Digit CIP Program Category	MSU - Meridian		MSU - Vicksburg Engineering		MSU/UM - Jackson Engineering	
	1st Sem.	2nd Sem.	1st Sem.	2nd Sem.	1st Sem.	2nd Sem.
Accounting - 060201	2	1	0	0	0	0
Aerospace, Aeronautical, and Astronautical Engineering - 140201	0	0	0	1	0	0
Agricultural Education - 131301	1	5	0	0	0	0
Agricultural Sciences, General - 020101	1	0	0	0	0	0
Anthropology - 450201	1	0	0	0	0	0
Banking and Finance - 060301	1	1	0	0	0	0
Bioengineering and Biomedical Engineering - 140501	0	0	0	1	0	0
Biology, General - 260101	0	1	0	0	0	0
Business Administration and Management, General - 060401	216	197	0	0	0	0
Business Data Processing and Related Programs, General - 070301	2	0	0	0	0	0
Business Education - 131303	3	5	0	0	0	0
Chemical Engineering - 140701	0	0	0	0	2	1
Chemistry, General - 400501	1	0	0	0	0	0
Civil Engineering - 140801	0	0	54	60	16	9
Community College Education Administration - 130407	11	7	0	0	0	0
Computer and Information Sciences, General - 110101	2	1	10	16	0	0
Education Administration, General - 130401	9	8	0	0	0	0
Education, General - 130101	34	29	0	0	0	0



HEADCOUNT ON-CAMPUS ENROLLMENT BY PROGRAM CATEGORY, AND BY SEMESTER  
 DEGREE-GRANTING OFF-CAMPUS CENTERS  
 1987-88 (Continued)

Six Digit CIP Program Category	MSU - Meridian		MSU - Vicksburg Engineering		MSU/UM - Jackson Engineering	
	1st Sem.	2nd Sem.	1st Sem.	2nd Sem.	1st Sem.	2nd Sem.
Electrical, Electronics, and Communications Engineering - 141001	0	0	9	7	7	7
Elementary Education - 131202	65	53	0	0	0	0
Engineering Mechanics - 141101	0	0	0	2	0	0
Engineering, General - 140101	0	0	1	0	0	0
English, General - 230101	0	1	0	0	0	0
Forestry and Related Sciences, General - 030501	1	1	0	0	0	0
Geology - 400601	0	0	2	1	0	1
History - 450801	1	2	0	0	0	0
Home Economics, General - 190101	1	2	0	0	0	0
Horticulture Science - 020403	0	1	0	0	0	0
Industrial Engineering - 141701	0	2	0	0	3	6
Liberal/General Studies - 240101	16	21	0	0	0	0
Marketing and Distributive Education - 131310	0	1	0	0	0	0
Mechanical Engineering - 141901	0	1	7	6	5	7
Petroleum Engineering - 142501	1	0	0	0	0	0
Physical Education - 131314	1	0	0	0	0	0
Political Science and Government - 451001	1	1	0	0	0	0
Poultry - 020209	1	0	0	0	0	0
Psychology, General - 420101	0	3	0	0	0	0
School Psychology - 130801	8	5	0	0	0	0
Secondary Education - 131205	40	41	0	0	0	0
Sociology - 451101	41	46	0	1	0	0
Special Education, General - 131001	33	33	0	0	0	0
Student Counseling and Personnel Services - 131101	31	25	0	0	0	0
Technical Education - 131319	3	6	0	0	0	0



HEADCOUNT ON-CAMPUS ENROLLMENT BY PROGRAM CATEGORY, AND BY SEMESTER  
 DEGREE-GRANTING OFF-CAMPUS CENTERS  
 1987-88 (Continued)

Six Digit CIP Program Category	MSU - Meridian		MSU - Vicksburg Engineering		MSU/UM - Jackson Engineering	
	1st Sem.	2nd Sem.	1st Sem.	2nd Sem.	1st Sem.	2nd Sem.
Unclassified - 000000	<u>350</u>	<u>213</u>	<u>35</u>	<u>35</u>	<u>3</u>	<u>8</u>
TOTAL	878	713	118	130	36	39



BOARD OF TRUSTEES OF STATE INSTITUTIONS OF HIGHER LEARNING  
STATE OF MISSISSIPPI

HEADCOUNT ON-CAMPUS ENROLLMENT BY PROGRAM CATEGORY, AND BY SEMESTER  
DEGREE-GRANTING OFF-CAMPUS CENTERS  
1987-88

Six Digit CIP Program Category	UM - Jackson		UM - Tupelo		USM - Gulf Coast		
	1st Sem.	2nd Sem.	1st Sem.	2nd Sem.	1st Qtr.	2nd Qtr.	3rd Qtr.
Accounting - 060201	0	0	8	6	31	29	37
Adult and Continuing Education							
Administration - 130403	0	0	0	0	14	11	17
Advertising - 090201	0	0	0	0	1	2	2
Architectural Design and Construction Technology							
- 150101	0	0	0	0	1	1	0
Art Education - 131302	0	0	0	1	0	0	0
Banking and Finance - 060301	0	0	7	5	8	6	9
Biology, General - 260101	0	0	0	0	5	3	8
Business and Management, General							
- 060101	0	0	66	59	1	0	1
Business Administration and Management, General - 060401	0	0	27	25	280	234	276
Business Economics - 060501	0	0	0	1	1	0	0
Business Education - 131303	0	0	0	0	4	3	2
Communications, General - 090101	0	0	0	0	1	0	1
Communications, Other - 099999	0	0	0	0	1	0	0
Computer and Information Sciences, Other - 119999	0	0	0	0	161	164	161
Computer Technology - 150301	0	0	0	0	7	5	4
Counseling Psychology - 420601	0	0	0	0	1	2	1
Criminal Justice Studies - 430104	0	0	0	0	20	25	31
Curriculum and Instruction							
- 130301	0	0	0	0	30	30	27
Dietetics/Human Nutritional Services - 190503	0	0	0	0	1	1	1
Education Administration, General							
- 130401	0	0	3	9	27	27	23
Education, General - 130101	15	15	2	2	17	16	21



HEADCOUNT ON-CAMPUS ENROLLMENT BY PROGRAM CATEGORY, AND BY SEMESTER  
 DEGREE-GRANTING OFF-CAMPUS CENTERS  
 1987-88 (Continued)

Six Digit CIP Program Category	UM - Jackson		UM - Tupelo		USM - Gulf Coast		
	1st Sem.	2nd Sem.	1st Sem.	2nd Sem.	1st Qtr.	2nd Qtr.	3rd Qtr.
Educational Media - 130501	0	0	0	1	0	0	0
Elementary Education - 131202	0	0	56	56	67	72	83
Electronic Technology - 150303	0	0	0	0	9	8	17
Energy Conservation and Use Technology - 150503	0	0	0	0	3	3	6
English, General - 230101	0	0	6	6	8	8	8
Evaluation and Research, General - 130601	0	0	0	0	1	0	1
Family Relations - 190704	0	0	0	0	1	0	0
Geography - 450701	0	0	0	0	1	1	2
Geology - 400601	0	0	0	0	4	3	2
Health Education - 131307	0	0	0	0	1	0	0
History - 450801	0	0	3	1	13	8	11
Hotel/Motel Management - 060701	0	0	0	0	1	0	1
Industrial Arts Education - 131309	0	0	0	0	33	43	57
Industrial Technology - 150603	0	0	0	0	10	7	3
Institutional, Home Management, & Supporting Services, General - 200601	0	0	0	0	0	0	1
Interior Design - 040501	0	0	0	0	0	0	2
Journalism (Mass Communications) - 090401	0	0	0	0	3	0	1
Legal Assisting - 220103	0	0	0	17	20	18	15
Library Science - 250401	0	0	0	0	11	5	10
Manufacturing Technology - 150604	0	0	0	0	1	1	1
Marketing Management - 061401	0	0	1	5	22	12	18
Mathematics, General - 270101	0	0	0	1	11	14	8
Mechanical Design Technology - 150805	0	0	0	0	2	2	4
Medical Technology - 170310	0	0	0	0	3	1	1
Music Education - 131312	0	0	0	0	1	0	0
Nursing Administration - 181105	0	0	0	0	3	7	4



HEADCOUNT ON-CAMPUS ENROLLMENT BY PROGRAM CATEGORY, AND BY SEMESTER  
DEGREE-GRANTING OFF-CAMPUS CENTERS  
1987-88 (Continued)

Six Digit CIP Program Category	UM - Jackson		UM - Tupelo		USM - Gulf Coast		
	1st Sem.	2nd Sem.	1st Sem.	2nd Sem.	1st Qtr.	2nd Qtr.	3rd Qtr.
Nursing, General - 181101	0	0	0	0	32	13	62
Parks and Recreation, General							
- 310101	0	0	0	0	3	1	1
Philosophy - 380101	0	0	0	0	1	0	0
Physical Education - 131314	0	0	0	1	4	3	2
Political Science and Government							
- 451001	0	0	1	0	20	22	22
Pre-Elementary Education - 131204	0	0	1	2	0	0	0
Psychiatric/Mental Health							
- 181106	0	0	0	0	1	0	0
Psychology, General - 420101	0	0	0	0	40	31	43
Public Relations - 090501	0	0	0	0	0	1	1
Radio/Television, General							
- 090701	0	0	0	0	2	1	1
Reading Education - 131315	0	0	0	0	1	0	0
Real Estate, General - 061701	0	0	0	1	16	18	18
Science Education - 131316	0	0	0	0	2	4	2
Secondary Education - 131205	0	0	9	12	8	12	10
Social Sciences, General - 450101	0	0	0	2	1	1	1
Social Work, General - 440701	0	0	2	4	3	1	0
Sociology - 451101	0	0	1	1	2	2	1
Spanish - 160905	0	0	0	0	1	0	0
Special Education, General							
- 131001	0	0	11	13	27	30	35
Speech Pathology - 180102	0	0	1	1	0	0	0
Speech Pathology/Audiology							
- 180103	0	0	0	0	2	0	0
Student Counseling and Personnel							
Services - 131101	0	0	4	8	1	2	1
Textiles and Clothing, Retail							
- 190903	0	0	0	0	0	0	1



HEADCOUNT ON-CAMPUS ENROLLMENT BY PROGRAM CATEGORY, AND BY SEMESTER  
 DEGREE-GRANTING OFF-CAMPUS CENTERS  
 1987-88 (Continued)

Six Digit CIP Program Category	UM - Jackson		UM - Tupelo		USM - Gulf Coast		
	<u>1st Sem.</u>	<u>2nd Sem.</u>	<u>1st Sem.</u>	<u>2nd Sem.</u>	<u>1st Qtr.</u>	<u>2nd Qtr.</u>	<u>3rd Qtr.</u>
Unclassified - 000000	<u>0</u>	<u>0</u>	<u>47</u>	<u>32</u>	<u>246</u>	<u>167</u>	<u>165</u>
TOTAL	15	15	256	272	1,254	1,081	1,244



BOARD OF TRUSTEES OF STATE INSTITUTIONS OF HIGHER LEARNING  
STATE OF MISSISSIPPI

HEADCOUNT ENROLLMENT BY LEVEL AND FULL-TIME EQUIVALENT  
BY SEMESTER OR QUARTER, 1987-88  
DEGREE-GRANTING OFF-CAMPUS CENTERS

<u>Class Level</u>	<u>MSU - Meridian</u>		<u>MSU - Vicksburg Engineering</u>		<u>MSU/UM Jackson Engineering</u>	
	<u>1st Sem.</u>	<u>2nd Sem.</u>	<u>1st Sem.</u>	<u>2nd Sem.</u>	<u>1st Sem.</u>	<u>2nd Sem.</u>
Lower	104	35	0	2	0	0
Upper	285	302	0	1	0	0
Graduate	489	376	118	127	36	39
Total	878	713	118	130	36	39
F.T.E.	254	252	31	34	10	10

	<u>UM - Jackson</u>		<u>UM - Tupelo</u>		<u>USM - Gulf Coast</u>		
	<u>1st Sem.</u>	<u>2nd Sem.</u>	<u>1st Sem.</u>	<u>2nd Sem.</u>	<u>1st Qtr.</u>	<u>2nd Qtr.</u>	<u>3rd Qtr.</u>
Lower	0	0	29	27	0	0	0
Upper	0	0	111	111	782	636	784
Graduate	15	15	116	134	472	445	460
Total	15	15	256	272	1,254	1,081	1,244
F.T.E.	6	7	76	81	456	409	466



BOARD OF TRUSTEES OF STATE INSTITUTIONS OF HIGHER LEARNING  
STATE OF MISSISSIPPI

TOTAL HEADCOUNT ENROLLMENT BY LEVEL AND FULL-TIME EQUIVALENT  
BY SEMESTER OR QUARTER, 1987-88

DEGREE-GRANTING OFF-CAMPUS CENTERS

<u>Class Level</u>	<u>1st Sem. (1st Qtr.)</u>	<u>2nd Qtr.</u>	<u>2nd Sem. (3rd Qtr.)</u>
Lower	133	0	64
Upper	1,178	636	1,198
Graduate	1,246	445	1,151
Total	2,557	1,081	2,413
F.T.E.	831	409	850



BOARD OF TRUSTEES OF STATE INSTITUTIONS OF HIGHER LEARNING  
STATE OF MISSISSIPPI

ENROLLEES IN EXTENSION CLASSES  
1987-88

FIRST SEMESTER (FIRST QUARTER)

<u>Institution</u>	<u>Academic Field*</u>					<u>Enrollees by Level</u>				<u>Classes by Level</u>			
	<u>Arts and Sciences</u>	<u>Business</u>	<u>Education</u>	<u>Other</u>	<u>Total</u>	<u>Lower</u>	<u>Upper</u>	<u>Graduate</u>	<u>Total</u>	<u>Lower</u>	<u>Upper</u>	<u>Graduate</u>	<u>Total</u>
DSU - Extension	1	7	0	3	11	6	5	0	11	0.00	1.00	0.00	1
JSU - Extension	7	9	2	13	31	31	0	0	31	2.53	4.62	3.85	11
MSU - Extension	2	15	28	14	59	9	4	46	59	0.00	3.68	12.32	16
MUW - Extension	11	37	1	36	85	26	59	0	85	0.00	13.00	0.00	13
USM - Extension	16	0	18	47	81	4	13	64	81	0.00	2.55	12.45	15
TOTAL	37	68	49	113	267	76	81	110	267	2.53	24.85	28.62	56

(SECOND QUARTER)

USM - Extension	6	1	35	47	89	17	34	38	89	1.80	6.30	6.90	15
-----------------	---	---	----	----	----	----	----	----	----	------	------	------	----

SECOND SEMESTER (THIRD QUARTER)

DSU - Extension	0	22	18	14	54	17	15	22	54	0.00	0.00	5.00	5
JSU - Extension	2	4	6	34	46	34	0	12	46	0.00	9.28	6.72	16
MSU - Extension	12	25	33	81	151	65	15	71	151	0.00	8.40	12.60	21
MUW - Extension	45	33	5	15	98	11	87	0	98	0.00	14.00	0.00	14
USM - Extension	14	2	24	84	124	19	12	93	124	0.00	0.00	0.00	0
TOTAL	73	86	86	228	473	146	129	198	473	0.00	31.68	24.32	56

\*Breakdown of academic fields by two digit CIP codes:

Arts and Sciences - 05, 09, 10, 11, 16, 17, 18, 23, 24, 25,  
26, 27, 30, 38, 39, 40, 41, 42, 45, 50

Business - 06, 07, 08  
Education - 13



II

ENROLLMENTS 1987 SUMMER SESSION



BOARD OF TRUSTEES OF STATE INSTITUTIONS OF HIGHER LEARNING  
STATE OF MISSISSIPPI

HEADCOUNT ENROLLMENT, ON-CAMPUS AND OFF-CAMPUS, INCLUDING EXTENSION ENROLLEES  
SUMMER, 1987

<u>Institution</u>	<u>1st Term (Includes Intersession and Extended Session)</u>				<u>2nd Term</u>			
	<u>Lower</u>	<u>Upper</u>	<u>Graduate</u>	<u>Total</u>	<u>Lower</u>	<u>Upper</u>	<u>Graduate</u>	<u>Total</u>
<u>ON-CAMPUS</u>								
Alcorn State University	376	449	214	1,039	350	448	183	981
Delta State University	259	732	302	1,293	182	574	264	1,020
Jackson State University	702	1,223	774	2,699	0	0	0	0
Mississippi State University	539	2,045	1,133	3,717	507	2,177	1,089	3,773
Mississippi University for Women	308	401	13	722	288	215	61	564
Mississippi Valley State University	276	374	7	657	0	0	0	0
University of Mississippi	512	1,761	986	3,259	481	1,380	489	2,350
University of Southern Mississippi	<u>822</u>	<u>3,451</u>	<u>1,833</u>	<u>6,106</u>	<u>0</u>	<u>0</u>	<u>0</u>	<u>0</u>
TOTAL ON-CAMPUS	3,794	10,436	5,262	19,492	1,808	4,794	2,086	8,688
<u>DEGREE-GRANTING</u>								
<u>OFF-CAMPUS CENTERS</u>								
MSU - Meridian	0	223	295	518				
MSU - Vicksburg Engineering	0	0	46	46				
MSU/UM - Jackson Engineering	1	1	28	30				
UM - Jackson	0	0	12	12				
UM - Tupelo	6	148	80	234				
USM - Gulf Coast	<u>0</u>	<u>768</u>	<u>497</u>	<u>1,265</u>				
TOTAL DEGREE-GRANTING CENTERS	7	1,140	958	2,105				
<u>RESIDENT CENTERS</u>								
UM - Southaven	<u>0</u>	<u>0</u>	<u>15</u>	<u>15</u>				
TOTAL RESIDENT CENTERS	0	0	15	15				
EXTENSION ENROLLEES	38	86	285	409				
TOTAL OFF-CAMPUS	45	1,226	1,258	2,529				



BOARD OF TRUSTEES OF STATE INSTITUTIONS OF HIGHER LEARNING  
STATE OF MISSISSIPPI

FULL-TIME EQUIVALENT ENROLLMENT, ON-CAMPUS AND OFF-CAMPUS, EXCLUDING EXTENSION  
SUMMER, 1987

<u>Institution</u>	<u>1st Term (Includes Intersession and Extended Session)</u>				<u>2nd Term</u>			
	<u>Lower</u>	<u>Upper</u>	<u>Graduate</u>	<u>Total</u>	<u>Lower</u>	<u>Upper</u>	<u>Graduate</u>	<u>Total</u>
<u>ON-CAMPUS</u>								
Alcorn State University	145	178	85	408	128	170	65	363
Delta State University	85	258	125	468	57	192	105	354
Jackson State University	326	569	341	1,236	0	0	0	0
Mississippi State University	171	698	401	1,270	143	659	429	1,231
Mississippi University for Women	90	128	5	223	75	57	20	152
Mississippi Valley State University	109	149	4	262	0	0	0	0
University of Mississippi	162	589	401	1,152	145	418	158	721
University of Southern Mississippi	384	1,958	1,152	3,494	0	0	0	0
TOTAL ON-CAMPUS	1,472	4,527	2,514	8,513	548	1,496	777	2,821
<u>DEGREE-GRANTING</u>								
<u>OFF-CAMPUS CENTERS</u>								
MSU - Meridian	0	75	106	181				
MSU - Vicksburg Engineering	0	0	12	12				
MSU/UM - Jackson Engineering	0	0	7	7				
UM - Jackson	0	0	5	5				
UM - Tupelo	1	33	21	55				
USM - Gulf Coast	0	267	181	448				
TOTAL DEGREE-GRANTING CENTERS	1	375	332	708				
<u>RESIDENT CENTERS</u>								
UM - Southaven	0	0	8	8				
TOTAL RESIDENT CENTERS	0	0	8	8				
TOTAL OFF-CAMPUS	1	375	340	716				



BOARD OF TRUSTEES OF STATE INSTITUTIONS OF HIGHER LEARNING  
STATE OF MISSISSIPPI

HEADCOUNT ON-CAMPUS ENROLLMENT BY LEVEL,  
BY RESIDENT AND NON-RESIDENT, AND BY TERM  
SUMMER, 1987

<u>Class Level</u>	<u>Alcorn State</u>		<u>Delta State</u>		<u>Jackson State</u>	<u>Mississippi State</u>	
	<u>1st Term</u>	<u>2nd Term</u>	<u>1st Term</u>	<u>2nd Term</u>	<u>Summer Term</u>	<u>1st Term</u>	<u>2nd Term</u>
Lower, Total	376	350	259	182	702	539	507
Resident	315	296	251	172	612	467	424
Non-Resident	61	54	8	10	90	72	83
Upper, Total	449	448	732	574	1,223	2,045	2,177
Resident	398	400	690	539	1,119	1,820	1,915
Non-Resident	51	48	42	35	104	225	262
Graduate, Total	214	183	302	264	774	1,133	1,089
Resident	184	169	284	246	721	752	696
Non-Resident	30	14	18	18	53	381	393
TOTAL, ALL	1,039	981	1,293	1,020	2,699	3,717	3,773
RESIDENT	897	865	1,225	957	2,452	3,039	3,035
NON-RESIDENT	142	116	68	63	247	678	738



BOARD OF TRUSTEES OF STATE INSTITUTIONS OF HIGHER LEARNING  
STATE OF MISSISSIPPI

HEADCOUNT ON-CAMPUS ENROLLMENT BY LEVEL,  
BY RESIDENT AND NON-RESIDENT, AND BY TERM  
SUMMER, 1987 (Continued)

<u>Class Level</u>	MS Univ. for Women		MS Valley St. Univ.	Univ. of Miss.		Univ of Sou. Ms
	<u>1st Term</u>	<u>2nd Term</u>	<u>Summer Term</u>	<u>1st Term</u>	<u>2nd Term</u>	<u>Summer Term</u>
Lower, Total	308	288	276	512	481	822
Resident	296	280	260	313	306	731
Non-Resident	12	8	16	199	175	91
Upper, Total	401	215	374	1,761	1,380	3,451
Resident	377	195	348	1,283	997	3,056
Non-Resident	24	20	26	478	383	395
Graduate, Total	13	61	7	986	489	1,833
Resident	10	54	7	651	312	1,148
Non-Resident	3	7	0	335	177	685
TOTAL, ALL	722	564	657	3,259	2,350	6,106
RESIDENT	683	529	615	2,247	1,615	4,935
NON-RESIDENT	39	35	42	1,012	735	1,171



BOARD OF TRUSTEES OF STATE INSTITUTIONS OF HIGHER LEARNING  
STATE OF MISSISSIPPI

TOTAL HEADCOUNT ON-CAMPUS ENROLLMENT BY LEVEL,  
BY RESIDENT AND NON-RESIDENT, AND BY TERM  
SUMMER, 1987

<u>Class Level</u>	<u>First Term</u>	<u>Second Term</u>
Lower, Total	3,794	1,808
Resident	3,245	1,478
Non-Resident	549	330
Upper, Total	10,436	4,794
Resident	9,091	4,046
Non-Resident	1,345	748
Graduate, Total	5,262	2,086
Resident	3,757	1,477
Non-Resident	1,505	609
TOTAL, ALL	19,492	8,688
RESIDENT	16,093	7,001
NON-RESIDENT	3,399	1,687



BOARD OF TRUSTEES OF STATE INSTITUTIONS OF HIGHER LEARNING  
STATE OF MISSISSIPPI

HEADCOUNT ON-CAMPUS ENROLLMENT BY PROGRAM CATEGORY  
SUMMER, 1987

Six Digit CIP Program Category	Alcorn State Univ. 1st Term 2nd Term	Delta State Univ. 1st Term 2nd Term	Jackson State Univ. Summer Term	Miss. State Univ. 1st Term 2nd Term
Accounting - 060201	75 72	84 72	172	176 177
Aerospace, Aeronautical, and Astronautical Engineering - 140201	0 0	0 0	0	49 60
Agricultural Business - 010102	0 0	0 0	0	8 7
Agricultural Economics - 010103	17 14	0 0	0	37 39
Agricultural Education - 131301	13 14	0 0	0	30 23
Agricultural Engineering - 140301	0 0	0 0	0	11 10
Agricultural Equipment Technology - 150802	0 0	0 0	0	11 8
Agricultural Sciences, General - 020101	9 4	0 0	0	10 10
Agronomy - 020402	5 4	0 0	0	55 42
Air Transportation, General - 490101	0 0	13 13	0	0 0
Airplane Piloting and Navigation (Commercial) - 490102	0 0	10 15	0	0 0
Animal Sciences, General - 020201	6 3	0 0	0	13 10
Anthropology - 450201	0 0	0 0	0	3 7
Architecture - 040201	0 0	0 0	0	67 81
Art Education - 131302	0 0	0 0	2	1 2
Atmospheric Sciences and Meteorology - 400401	0 0	0 0	2	0 0
Banking and Finance - 060301	0 0	23 20	68	95 93
Biochemistry and Biophysics - 260201	0 0	0 0	0	24 22
Bioengineering and Biomedical Engineering - 140501	0 0	0 0	0	24 23
Biological and Physical Sciences - 300101	0 0	2 0	0	1 2
Biology, General - 260101	99 94	92 77	204	44 31



HEADCOUNT ON-CAMPUS ENROLLMENT BY PROGRAM CATEGORY  
SUMMER, 1987 (Continued)

Six Digit CIP Program Category	Alcorn State Univ. 1st Term 2nd Term	Delta State Univ. 1st Term 2nd Term	Jackson State Univ. Summer Term	Miss. State Univ. 1st Term 2nd Term
Business and Management, General				
- 060101	0 0	41 26	0	0 0
Business Administration and Management, General - 060401	95 94	67 43	261	305 313
Business Data Processing and Related Programs, General				
- 070301	0 0	0 0	0	48 49
Business Economics - 060501	0 0	0 0	1	7 7
Business Education - 131303	13 7	4 1	31	51 42
Chemical Engineering - 140701	0 0	0 0	0	48 65
Chemistry, General - 400501	11 9	11 5	31	43 54
Civil Engineering - 140801	0 0	0 0	0	72 80
Communications, General - 090101	0 0	0 0	0	102 91
Communications, Other - 099999	0 0	0 0	0	1 0
Community College Education				
Administration - 130407	0 0	0 0	0	5 4
Computer and Information Sciences, Other - 119999	60 53	0 0	238	109 149
Computer Education - 131321	0 0	9 5	0	0 0
Computer Engineering - 140901	0 0	0 0	0	53 69
Criminal Justice Studies - 430104	0 0	30 24	110	0 0
Dairy - 020206	0 0	0 0	0	13 14
Driver and Safety Education				
- 131304	0 0	3 3	0	0 0
Ecology - 260603	0 0	0 0	1	0 0
Economics - 450601	4 2	0 0	0	0 0
Education Administration, General				
- 130401	0 0	44 36	33	15 12
Education, General - 130101	0 0	9 7	0	101 86
Educational Media - 130501	0 0	0 0	2	0 0
Electrical, Electronics, and Communications Engineering				
- 141001	0 0	0 0	0	195 236
Elementary Education - 131202	52 63	99 86	181	200 150



HEADCOUNT ON-CAMPUS ENROLLMENT BY PROGRAM CATEGORY  
SUMMER, 1987 (Continued)

Six Digit CIP Program Category	Alcorn State Univ. <u>1st Term 2nd Term</u>		Delta State Univ. <u>1st Term 2nd Term</u>		Jackson State Univ. <u>Summer Term</u>	Miss. State Univ. <u>1st Term 2nd Term</u>	
Engineering, General - 140101	0	0	0	0	0	9	10
English Education - 131305	0	0	13	11	0	0	0
English, General - 230101	34	28	13	9	34	26	21
Entomology - 260702	0	0	0	0	0	13	12
Fashion Merchandising - 080102	0	0	12	9	0	0	0
Fisheries - 030302	0	0	0	0	0	5	5
Food Production, Management, and Services, General - 200401	2	2	0	0	0	0	0
Food Sciences and Human Nutrition, General - 190501	4	4	0	0	0	0	0
Food Sciences, General - 020301	0	0	0	0	0	20	22
Foreign Languages Education - 131306	0	0	0	1	0	0	0
Foreign Languages, Multiple Emphasis - 160101	0	0	0	0	0	27	14
Forestry and Related Sciences, General - 030501	0	0	0	0	0	47	20
Forestry Production and Processing, General - 030401	0	0	0	0	0	15	14
Genetics, Human and Animal - 260703	0	0	0	0	0	3	3
Geology - 400601	0	0	0	0	0	11	13
Health Sciences, Other - 189999	6	6	0	0	0	7	8
History - 450801	3	1	11	6	17	19	21
Home Economics Education - 131308	6	2	2	2	0	0	0
Home Economics, General - 190101	6	8	8	5	0	81	85
Horticulture Science - 020403	0	0	0	0	0	15	15
Industrial Arts Education - 131309	39	33	0	0	19	9	8
Industrial Engineering - 141701	0	0	0	0	0	75	95
Industrial Technology - 150603	11	10	0	0	83	34	34
Insurance and Risk Management - 060801	0	0	11	12	0	10	8
Landscape Architecture - 040601	0	0	0	0	0	22	25



HEADCOUNT ON-CAMPUS ENROLLMENT BY PROGRAM CATEGORY  
SUMMER, 1987 (Continued)

Six Digit CIP Program Category	Alcorn State Univ. <u>1st Term 2nd Term</u>		Delta State Univ. <u>1st Term 2nd Term</u>		Jackson State Univ. <u>Summer Term</u>	Miss. State Univ. <u>1st Term 2nd Term</u>	
Landscaping - 010605	0	0	0	0	0	9	21
Law Enforcement - 430107	0	0	0	0	3	0	0
Liberal/General Studies - 240101	0	0	0	0	0	36	32
Literature, English - 230801	0	0	0	0	3	0	0
Management Information Systems - 061201	0	0	62	43	0	0	0
Marketing and Distributive Education - 131310	0	0	0	0	0	8	5
Marketing Management - 061401	0	0	38	36	88	126	165
Mathematics Education - 131311	0	0	22	17	18	0	0
Mathematics, General - 270101	6	5	22	14	46	47	58
Mechanical Engineering - 141901	0	0	0	0	0	96	141
Medical Records Administration - 180703	6	5	0	0	0	3	4
Medical Technology - 170310	7	7	10	8	0	16	18
Microbiology - 260501	0	0	0	0	0	13	12
Music Education - 131312	8	13	24	17	9	21	16
Music Performance - 500903	0	0	2	1	18	0	0
Music, General - 500901	0	0	1	0	0	0	0
Nuclear Engineering - 142301	0	0	0	0	0	7	11
Nursing, General - 181101	111	106	40	27	0	0	0
Nutritional Sciences - 260609	0	0	0	0	0	16	8
Office Supervision and Management - 070401	0	0	14	7	61	0	0
Parks and Recreation, General - 310101	5	3	0	0	0	0	0
Petroleum Engineering - 142501	0	0	0	0	0	21	17
Philosophy - 380101	0	0	0	0	0	1	4
Physical Education - 131314	15	12	28	19	32	72	74
Physical Therapy - 170813	15	19	0	0	0	2	1
Physics, General - 400801	0	0	0	0	4	17	16
Physiology, Human and Animal - 260706	0	0	0	0	0	4	5
Plant Pathology - 260305	0	0	0	0	0	6	4



HEADCOUNT ON-CAMPUS ENROLLMENT BY PROGRAM CATEGORY  
SUMMER, 1987 (Continued)

Six Digit CIP Program Category	Alcorn State Univ. <u>1st Term 2nd Term</u>		Delta State Univ. <u>1st Term 2nd Term</u>		Jackson State Univ. <u>Summer Term</u>	Miss. State Univ. <u>1st Term 2nd Term</u>	
Plant Protection							
(Pest Management) - 020408	0	0	0	0	0	3	1
Political Science and Government							
- 451001	6	12	7	4	53	38	34
Poultry - 020209	0	0	0	0	0	8	4
Pre-Elementary Education - 131204	4	2	8	6	32	0	0
Psychology, General - 420101	0	0	16	15	30	39	38
Public Administration - 440401	0	0	0	0	40	9	19
Reading Education - 131315	0	0	3	2	0	0	0
Real Estate Finance - 061705	0	0	0	0	0	17	12
School Psychology - 130801	11	13	7	6	0	39	37
Science Education - 131316	0	0	22	11	8	0	0
Secondary Education - 131205	133	112	8	9	15	120	95
Secretarial and Related							
Programs, General - 070601	13	11	0	0	0	0	0
Social Science Education - 131317	1	2	3	2	8	0	0
Social Sciences, General - 450101	0	0	1	1	0	0	0
Social Work, General - 440701	0	0	20	11	51	0	0
Sociology - 451101	21	20	5	2	36	42	41
Spanish - 160905	0	0	1	2	0	0	0
Special Education, General							
- 131001	12	12	20	31	75	49	39
Speech Pathology/Audiology							
- 180103	0	0	12	7	0	0	0
Speech, Debate, and Forensics							
- 231001	0	0	0	0	25	0	0
Statistics - 270501	0	0	0	0	0	8	6
Student Counseling and Personnel							
Services - 131101	0	0	21	19	44	30	27
Teacher Education, Specific							
Subject Areas, Other - 131399	0	0	3	5	0	0	0
Technical Education - 131319	22	21	0	0	0	21	24
Transportation Management							
- 060705	0	0	0	0	0	5	5



HEADCOUNT ON-CAMPUS ENROLLMENT BY PROGRAM CATEGORY  
SUMMER, 1987 (Continued)

Six Digit CIP Program Category	Alcorn State Univ. <u>1st Term</u> <u>2nd Term</u>		Delta State Univ. <u>1st Term</u> <u>2nd Term</u>		Jackson State Univ. <u>Summer Term</u>	Miss. State Univ. <u>1st Term</u> <u>2nd Term</u>	
Urban Design - 040701	0	0	0	0	0	1	1
Urban Studies - 451201	0	0	0	0	7	0	0
Veterinary Medicine - 182401	0	0	0	0	0	1	104
Visual and Performing Arts, General - 500101	0	0	26	18	9	41	25
Wildlife Management - 030601	0	0	0	0	0	20	24
Wood Science - 030509	0	0	0	0	0	9	13
Unclassified - 000000	<u>73</u>	<u>79</u>	<u>236</u>	<u>192</u>	<u>494</u>	<u>221</u>	<u>111</u>
TOTAL	1,039	981	1,293	1,020	2,699	3,717	3,773



BOARD OF TRUSTEES OF STATE INSTITUTIONS OF HIGHER LEARNING  
STATE OF MISSISSIPPI

HEADCOUNT ON-CAMPUS ENROLLMENT BY PROGRAM CATEGORY  
SUMMER, 1987

<u>Six Digit CIP Program Category</u>	<u>MS Univ. for Women</u>		<u>MS Valley St. Univ.</u>	<u>Univ. of Miss.</u>		<u>Univ of So. Miss</u>
	<u>1st Term</u>	<u>2nd Term</u>	<u>Summer Term</u>	<u>1st Term</u>	<u>2nd Term</u>	<u>Summer Term</u>
Accounting - 060201	35	10	14	165	94	282
Adult and Continuing Education						
Administration - 130403	0	0	0	0	0	12
Advertising - 090201	0	0	0	0	0	36
American Studies - 050102	0	0	0	0	0	5
Anthropology - 450201	0	0	0	6	5	9
Architectural Design and Construction Technology						
- 150101	0	0	0	0	0	70
Area Studies, Other - 050199	0	0	0	2	1	0
Art Education - 131302	0	0	2	0	0	11
Art History and Appreciation						
- 500703	0	0	0	6	5	0
Audiology - 180101	0	0	0	0	0	1
Banking and Finance - 060301	0	0	0	143	114	64
Biology, General - 260101	20	17	43	76	61	148
Business and Management, General						
- 060101	0	0	0	286	260	0
Business Administration and Management, Other - 060499	170	84	111	127	121	348
Business Economics - 060501	0	0	0	5	5	24
Business Education - 131303	0	0	2	0	0	64
Chemical Engineering - 140701	0	0	0	14	7	0
Chemistry, General - 400501	6	4	0	30	16	65
Chemistry, Other - 400599	0	0	0	0	0	59
City, Community, and Regional Planning - 040301	0	0	0	0	0	8
Civil Engineering - 140801	0	0	0	23	14	0
Classics - 230201	0	0	0	1	2	0
Communications, General - 090101	0	0	0	0	0	77
Communications, Other - 099999	0	0	0	12	11	16



HEADCOUNT ON-CAMPUS ENROLLMENT BY PROGRAM CATEGORY  
SUMMER, 1987 (Continued)

Six Digit CIP Program Category	MS Univ. for Women		MS Valley St. Univ. Summer Term	Univ. of Miss.		Univ of So. Miss Summer Term
	1st Term	2nd Term		1st Term	2nd Term	
Comparative Literature - 230301	0	0	0	0	0	1
Computer and Information Sciences, General - 110101	0	0	68	46	29	256
Computer Technology - 150301	0	0	0	0	0	34
Counseling Psychology - 420601	0	0	0	0	0	86
Court Reporting - 070602	0	0	0	33	8	0
Criminal Justice Administration - 430103	0	0	0	37	33	0
Criminal Justice Studies - 430104	0	0	63	0	0	120
Curriculum and Instruction - 130301	0	0	0	0	0	140
Dance - 500301	0	0	0	0	0	8
Dietetics/Human Nutritional Services - 190503	0	0	0	0	0	17
Dramatic Arts - 500501	0	0	0	7	9	22
Economics - 450601	0	0	0	1	1	0
Education of the Deaf and Hearing Impaired - 131003	0	0	0	0	0	6
Education Administration, General - 130401	0	0	0	26	9	84
Education, General - 130101	0	0	0	87	62	194
Educational Media - 130501	0	0	0	5	3	2
Electrical, Electronics, and Communications Engineering - 141001	0	0	0	61	40	0
Elementary Education - 131202	49	45	56	138	102	215
Electronic Technology - 150303	0	0	0	0	0	85
Energy Conservation and Use Technology - 150503	0	0	0	0	0	1
Engineering Science - 141301	0	0	0	54	21	0
Engineering, General - 140101	0	0	0	18	19	0
English, General - 230101	7	6	8	73	83	96
Evaluation and Research, General - 130601	0	0	0	0	0	3



HEADCOUNT ON-CAMPUS ENROLLMENT BY PROGRAM CATEGORY  
SUMMER, 1987 (Continued)

Six Digit CIP Program Category	MS Univ. for Women		MS Valley St. Univ. Summer Term	Univ. of Miss.		Univ of So. Miss Summer Term
	1st Term	2nd Term		1st Term	2nd Term	
Family Relations - 190704	0	0	0	0	0	31
Food Sciences and Human Nutrition, General - 190501	1	0	0	0	0	0
Foreign Languages, Multiple Emphasis - 160101	0	0	0	0	0	10
French - 160901	0	0	0	3	4	1
Geography - 450701	0	0	0	0	0	22
Geological Engineering - 141501	0	0	0	1	0	0
Geology - 400601	0	0	0	1	3	26
German - 160501	0	0	0	7	6	0
Health Care Administration - 180701	0	0	0	5	3	0
Health Education - 131307	0	0	0	0	0	24
Health Sciences Administration, Other - 180799	0	0	0	2	1	0
Higher Education Administration - 130406	0	0	0	6	6	0
History - 450801	6	5	0	45	45	36
Home Economics Education - 131308	2	2	0	0	0	7
Home Economics, General - 190101	0	0	0	73	49	32
Hotel/Motel Management - 060701	0	0	0	0	0	67
Individual and Family Development, General - 190701	8	5	0	0	0	0
Industrial Arts Education - 131309	0	0	0	0	0	38
Industrial Technology - 150603	0	0	43	0	0	23
Institutional, Home Management, & Supporting Services, General - 200601	0	0	0	0	0	11
Insurance and Risk Management - 060801	0	0	0	6	7	0
Interior Design - 040501	0	0	0	19	15	48
Journalism (Mass Communications) - 090401	4	4	0	56	47	59

HEADCOUNT ON-CAMPUS ENROLLMENT BY PROGRAM CATEGORY  
SUMMER, 1987 (Continued)

Six Digit CIP Program Category	MS Univ. for Women 1st Term 2nd Term	MS Valley St. Univ. Summer Term	Univ. of Miss. 1st Term 2nd Term	Univ of So. Miss Summer Term
Law - 220101	0 0	0	176 0	0
Legal Assisting - 220103	48 14	0	0 0	65
Liberal/General Studies - 240101	0 0	0	6 5	0
Library Science - 250401	0 0	0	0 0	96
Life Sciences, Other - 269999	0 0	0	52 45	0
Management Information Systems - 061201	0 0	0	6 5	0
Manufacturing Technology - 150604	0 0	0	0 0	7
Marketing Management - 061401	0 0	0	142 117	211
Mathematics Education - 131311	0 0	1	0 0	0
Mathematics, General - .270101	24 18	7	36 31	101
Mechanical Design Technology - 150805	0 0	0	0 0	15
Mechanical Engineering - 141901	0 0	0	18 14	0
Medical Technology - 170310	0 0	0	7 7	64
Microbiology - 260501	13 12	0	0 0	1
Music Education - 131312	3 2	3	1 1	69
Music Performance - 500903	0 0	0	0 0	4
Music, General - 500901	0 0	9	40 35	36
Nursing Administration - 181105	0 0	0	0 0	29
Nursing, General - 181101	120 73	0	0 0	267
Office Supervision and Management - 070401	3 0	6	0 0	0
Parks and Recreation Management - 310301	0 0	0	1 2	0
Parks and Recreation, General - 310101	0 0	0	13 10	54
Personnel Management - 061601	0 0	0	0 0	52
Pharmaceutical Chemistry - 400505	0 0	0	5 5	0
Pharmacology, Human and Animal - 260705	0 0	0	3 2	0
Pharmacy - 181401	0 0	0	132 98	0
Philosophy - 380101	0 0	0	5 6	14
Physical Education - 131314	9 6	32	53 44	132



HEADCOUNT ON-CAMPUS ENROLLMENT BY PROGRAM CATEGORY  
SUMMER, 1987 (Continued)

Six Digit CIP Program Category	MS Univ. for Women		MS Valley St. Univ. Summer Term	Univ. of Miss.		Univ of So. Miss Summer Term
	1st Term	2nd Term		1st Term	2nd Term	
Physical Sciences, General						
- 400101	2	3	0	0	0	0
Physics, General - 400801	0	0	0	27	12	17
Plant Pharmacology - 260306	0	0	0	7	0	0
Political Science and Government						
- 451001	0	0	13	50	48	53
Pre-Elementary Education - 131204	0	0	0	3	1	0
Psychiatric/Mental Health						
- 181106	0	0	0	0	0	3
Psychology, General - 420101	0	0	0	85	56	186
Public Administration - 440401	0	0	0	27	19	0
Public Health - 181107	0	0	0	0	0	13
Public Relations - 090501	0	0	0	0	0	12
Radio/Television News Broadcast						
- 090601	12	6	0	0	0	0
Radio/Television, General						
- 090701	0	0	0	16	12	74
Reading Education - 131315	0	0	0	3	3	14
Real Estate, General - 061701	0	0	0	16	14	41
Sanitation Technology - 150504	0	0	5	0	0	0
School Psychology - 130801	0	0	0	23	14	0
Science Education - 131316	0	0	0	0	0	62
Secondary Education - 131205	0	0	0	72	70	54
Social Sciences, General - 450101	4	4	2	0	0	6
Social Work, General - 440701	0	0	23	32	21	45
Social Work, Other - 440799	0	0	0	0	0	53
Sociology - 451101	0	0	22	12	10	35
Spanish - 160905	0	0	0	4	1	1
Special Education, General						
- 131001	9	6	0	29	16	96
Speech Pathology - 180102	4	2	0	0	0	0
Speech Pathology/Audiology						
- 180103	0	0	0	59	22	85

HEADCOUNT ON-CAMPUS ENROLLMENT BY PROGRAM CATEGORY  
SUMMER, 1987 (Continued)

Six Digit CIP Program Category	MS Univ. for Women		MS Valley St. Univ.	Univ. of Miss.		Univ of So. Miss
	1st Term	2nd Term	Summer Term	1st Term	2nd Term	Summer Term
Speech, Debate, and Forensics						
- 231001	0	0	2	0	0	0
Statistics - 270501	0	0	0	0	0	8
Student Counseling and Personnel						
Services - 131101	0	0	0	31	22	53
Textiles and Clothing, General						
- 190901	4	2	0	0	0	2
Textiles and Clothing, Retail						
- 190903	0	0	0	0	0	51
Trade and Industrial Education						
- 131320	0	0	5	0	0	0
Visual and Performing Arts,						
General - 500101	18	9	7	42	35	45
Unclassified - 000000	<u>141</u>	<u>225</u>	<u>110</u>	<u>319</u>	<u>226</u>	<u>776</u>
TOTAL	722	564	657	3,259	2,350	6,106



BOARD OF TRUSTEES OF STATE INSTITUTIONS OF HIGHER LEARNING  
STATE OF MISSISSIPPI

HEADCOUNT ENROLLMENT  
UNIVERSITY OF MISSISSIPPI MEDICAL CENTER  
SUMMER, 1987

	<u>Resident</u>	<u>Non-Resident</u>	<u>Total</u>
<u>ANATOMY - 260601</u>			
Doctoral	<u>2</u>	<u>0</u>	<u>2</u>
TOTAL	2	0	2
<u>BIOCHEMISTRY AND BIOPHYSICS - 260201</u>			
Doctoral	<u>5</u>	<u>4</u>	<u>9</u>
TOTAL	5	4	9
<u>CLINICAL PSYCHOLOGY - 420201</u>			
Interns	<u>0</u>	<u>12</u>	<u>12</u>
TOTAL	0	12	12
<u>DENTISTRY, GENERAL - 180401</u>			
3rd Year	48	0	48
4th Year	<u>16</u>	<u>0</u>	<u>16</u>
TOTAL	64	0	64
<u>EMERGENCY MEDICAL TECHNOLOGY-PARAMEDIC - 170206</u>			
Freshman	<u>9</u>	<u>0</u>	<u>9</u>
TOTAL	9	0	9
<u>MATERNAL/CHILD HEALTH - 181103</u>			
Master's	10	0	10
Nondegree-Post Baccalaureate	<u>1</u>	<u>0</u>	<u>1</u>
TOTAL	11	0	11

HEADCOUNT ENROLLMENT  
 UNIVERSITY OF MISSISSIPPI MEDICAL CENTER  
 SUMMER, 1987 (Continued)

	<u>Resident</u>	<u>Non-Resident</u>	<u>Total</u>
<u>MEDICAL SURGICAL - 181104</u>			
Master's	<u>11</u>	<u>1</u>	<u>12</u>
TOTAL	11	1	12
<u>MEDICINE, GENERAL - 181001</u>			
3rd Year	2	0	2
4th Year	89	0	89
Interns	4	7	11
Residents	<u>202</u>	<u>94</u>	<u>296</u>
TOTAL	297	101	398
<u>MICROBIOLOGY - 260501</u>			
Doctoral	<u>4</u>	<u>7</u>	<u>11</u>
TOTAL	4	7	11
<u>NUCLEAR MEDICAL TECHNOLOGY - 170208</u>			
Sophomore	<u>2</u>	<u>0</u>	<u>2</u>
TOTAL	2	0	2
<u>NURSING, GENERAL - 181101</u>			
Junior	74	0	74
Senior	42	0	42
Nondegree-Post Baccalaureate	<u>4</u>	<u>0</u>	<u>4</u>
TOTAL	120	0	120
<u>PATHOLOGY, HUMAN AND ANIMAL - 260704</u>			
Master's	<u>1</u>	<u>0</u>	<u>1</u>
TOTAL	1	0	1



HEADCOUNT ENROLLMENT  
UNIVERSITY OF MISSISSIPPI MEDICAL CENTER  
SUMMER, 1987 (Continued)

	<u>Resident</u>	<u>Non-Resident</u>	<u>Total</u>
<u>PHARMACOLOGY, HUMAN AND ANIMAL - 260705</u>			
Doctoral	<u>0</u>	<u>12</u>	<u>12</u>
TOTAL	0	12	12
<u>PHYSIOLOGY, HUMAN AND ANIMAL - 260706</u>			
Doctoral	<u>1</u>	<u>6</u>	<u>7</u>
TOTAL	1	6	7
<u>PREVENTIVE MEDICINE - 181022</u>			
Doctoral	<u>2</u>	<u>0</u>	<u>2</u>
TOTAL	2	0	2
<u>PSYCHIATRIC/MENTAL HEALTH - 181106</u>			
Master's	<u>3</u>	<u>0</u>	<u>3</u>
TOTAL	3	0	3
<u>RADIOGRAPH MEDICAL TECHNOLOGY - 170209</u>			
Freshman	16	0	16
Sophomore	<u>13</u>	<u>1</u>	<u>14</u>
TOTAL	29	1	30
<u>RESPIRATORY THERAPY TECHNOLOGY - 170210</u>			
Freshman	28	88	116
Sophomore	<u>0</u>	<u>2</u>	<u>2</u>
TOTAL	28	90	118
<u>TOXICOLOGY - 260612</u>			
Nondegree-Post Baccalaureate	<u>5</u>	<u>1</u>	<u>6</u>
TOTAL	5	1	6

HEADCOUNT ENROLLMENT  
UNIVERSITY OF MISSISSIPPI MEDICAL CENTER  
SUMMER, 1987 (Continued)

	<u>Resident</u>	<u>Non-Resident</u>	<u>Total</u>
<u>UNSPECIFIED</u> - 000000			
Senior	<u>0</u>	<u>17</u>	<u>17</u>
TOTAL	0	17	17
GRAND TOTAL	594	252	846



BOARD OF TRUSTEES OF STATE INSTITUTIONS OF HIGHER LEARNING  
STATE OF MISSISSIPPI

HEADCOUNT ENROLLMENT BY LEVEL  
AND BY RESIDENT AND NON-RESIDENT  
SUMMER, 1987

DEGREE-GRANTING OFF-CAMPUS CENTERS

Class Level	<u>Mississippi State University</u>			<u>MSU/UM</u>	<u>Univ. of Miss.</u>		<u>University of Southern Miss.</u>			Total
	<u>Jackson</u>	<u>Meridian</u>	<u>V'burg Eng.</u>	<u>Jackson Eng.</u>	<u>Jackson</u>	<u>Tupelo</u>	<u>Jackson</u>	<u>Gulf Coast</u>	<u>Natchez</u>	
Lower, Total	0	0	0	1	0	6	0	0	0	7
Resident	0	0	0	1	0	6	0	0	0	7
Non-Resident	0	0	0	0	0	0	0	0	0	0
Upper, Total	0	223	0	1	0	148	0	768	0	1,140
Resident	0	221	0	1	0	125	0	760	0	1,107
Non-Resident	0	2	0	0	0	23	0	8	0	33
Graduate, Total	0	295	46	28	12	80	0	497	0	958
Resident	0	287	45	26	9	79	0	465	0	911
Non-Resident	0	8	1	2	3	1	0	32	0	47
TOTAL, ALL CLASSES	0	518	46	30	12	234	0	1,265	0	2,105
RESIDENT	0	508	45	28	9	210	0	1,225	0	2,025
NON-RESIDENT	0	10	1	2	3	24	0	40	0	80



BOARD OF TRUSTEES OF STATE INSTITUTIONS OF HIGHER LEARNING  
STATE OF MISSISSIPPI

HEADCOUNT ENROLLMENT BY LEVEL  
AND BY RESIDENT AND NON-RESIDENT  
SUMMER, 1987

OFF-CAMPUS RESIDENT CENTERS

<u>Class Level</u>	<u>MSU Vicksburg</u>	<u>UM Booneville</u>	<u>UM Southaven</u>	<u>USM Jackson County</u>	<u>Total</u>
Lower, Total	0	0	0	0	0
Resident	0	0	0	0	0
Non-Resident	0	0	0	0	0
Upper, Total	0	0	0	0	0
Resident	0	0	0	0	0
Non-Resident	0	0	0	0	0
Graduate, Total	0	0	15	0	15
Resident	0	0	9	0	9
Non-Resident	0	0	6	0	6
TOTAL, ALL CLASSES	0	0	15	0	15
RESIDENT	0	0	9	0	9
NON-RESIDENT	0	0	6	0	6



BOARD OF TRUSTEES OF STATE INSTITUTIONS OF HIGHER LEARNING  
STATE OF MISSISSIPPI

HEADCOUNT ENROLLMENT BY PROGRAM CATEGORY  
SUMMER, 1987

DEGREE-GRANTING OFF-CAMPUS CENTERS

Six Digit CIP Program Category	Miss. State Univ.			MSU/UM		Univ. of Miss.		Univ. of Sou. Miss.			Total
	Jac.	Mer.	Vic. Eng.	Jac.	Eng.	Jac.	Tup.	Jac.	G. Coast	Nat.	
Accounting - 060201	0	5	0	0	0	0	21	0	31	0	57
Adult and Continuing Education											
Administration - 130403	0	0	0	0	0	0	0	0	17	0	17
Advertising - 090201	0	0	0	0	0	0	0	0	1	0	1
Agricultural Business - 010102	0	1	0	0	0	0	0	0	0	0	1
Architectural Design and Construction Technology											
- 150101	0	0	0	0	0	0	0	0	3	0	3
Art Education - 131302	0	0	0	0	0	0	3	0	0	0	3
Banking and Finance - 060301	0	2	0	0	0	0	15	0	5	0	22
Biology, General - 260101	0	1	0	0	0	0	0	0	4	0	5
Business and Management, General											
- 060101	0	0	0	0	0	0	38	0	1	0	39
Business Administration and Management, General - 060401	0	106	0	0	0	0	13	0	217	0	336
Business Data Processing and Related Programs, General											
- 070301	0	3	0	0	0	0	0	0	0	0	3
Business Education - 131303	0	1	0	0	0	0	0	0	5	0	6
Chemical Engineering - 140701	0	0	0	1	0	0	0	0	0	0	1
Chemistry, Other - 400599	0	0	0	0	0	0	0	0	1	0	1
City, Community, and Regional Planning - 040301	0	0	0	0	0	0	0	0	1	0	1
Civil Engineering - 140801	0	0	19	6	0	0	0	0	0	0	25
Communications, General - 090101	0	2	0	0	0	0	0	0	3	0	5
Communications, Other - 099999	0	0	0	0	0	0	2	0	0	0	2
Community College Education											
Administration - 130407	0	5	0	0	0	0	0	0	0	0	5



Six Digit CIP  
Program Category

Six Digit CIP Program Category	Miss. State Univ.			MSU/UM	Univ. of Miss.		Univ. of Sou. Miss.			Total
	Jac.	Mer.	Vic. Eng.	Jac. Eng.	Jac.	Tup.	Jac.	G. Coast	Nat.	
Computer and Information Sciences, Other - 119999	0	0	6	0	0	0	0	164	0	170
Computer Technology - 150301	0	0	0	0	0	0	0	7	0	7
Counseling Psychology - 420601	0	0	0	0	0	0	0	1	0	1
Criminal Justice Administration - 430103	0	0	0	0	0	1	0	0	0	1
Criminal Justice Studies - 430104	0	0	0	0	0	0	0	21	0	21
Curriculum and Instruction - 130301	0	0	0	0	0	0	0	44	0	44
Dietetics/Human Nutritional Services - 190503	0	0	0	0	0	0	0	2	0	2
Dramatic Arts - 500501	0	0	0	0	0	0	0	1	0	1
Education Administration, General - 130401	0	13	0	0	0	0	0	15	0	28
Education, General - 130101	0	24	0	0	12	1	0	19	0	56
Educational Media - 130501	0	0	0	0	0	2	0	0	0	2
Electrical, Electronics, and Communications Engineering - 141001	0	0	2	5	0	0	0	0	0	7
Elementary Education - 131202	0	72	0	0	0	42	0	100	0	214
Electronic Technology - 150303	0	0	0	0	0	0	0	12	0	12
Energy Conservation and Use Technology - 150503	0	0	0	0	0	0	0	1	0	1
English, General - 230101	0	2	0	0	0	1	0	20	0	23
Family Relations - 190704	0	0	0	0	0	0	0	1	0	1
Geography - 450701	0	0	0	0	0	0	0	3	0	3
Geology - 400601	0	0	0	0	0	0	0	4	0	4
Health Education - 131307	0	0	0	0	0	0	0	1	0	1
History - 450801	0	2	0	0	0	2	0	6	0	10
Home Economics Education - 131308	0	0	0	0	0	0	0	1	0	1
Home Economics, General - 190101	0	1	0	0	0	0	0	3	0	4
Hotel/Motel Management - 060701	0	0	0	0	0	0	0	2	0	2
Industrial Arts Education - 131309	0	0	0	0	0	0	0	35	0	35



HEADCOUNT ENROLLMENT BY PROGRAM CATEGORY  
SUMMER, 1987 (Continued)  
DEGREE-GRANTING OFF-CAMPUS CENTERS

Six Digit CIP Program Category	Miss. State Univ.			MSU/UM		Univ. of Miss.		Univ. of Sou. Miss.			Total
	Jac.	Mer.	Vic. Eng.	Jac.	Eng.	Jac.	Tup.	Jac.	G. Coast	Nat.	
Industrial Engineering - 141701	0	0	0	6	0	0	0	0	0	0	6
Industrial Technology - 150603	0	0	0	0	0	0	0	0	8	0	8
Institutional, Home Management, & Supporting Services, General - 200601	0	0	0	0	0	0	0	0	1	0	1
Insurance and Risk Management - 060801	0	0	0	0	0	1	0	0	0	0	1
Interior Design - 040501	0	0	0	0	0	0	0	0	2	0	2
Journalism (Mass Communications) - 090401	0	0	0	0	0	3	0	0	2	0	5
Legal Assisting - 220103	0	0	0	0	0	0	0	0	20	0	20
Liberal/General Studies - 240101	0	22	0	0	0	0	0	0	0	0	22
Library Science - 250401	0	0	0	0	0	0	0	0	6	0	6
Marketing and Distributive Education - 131310	0	1	0	0	0	0	0	0	0	0	1
Marketing Management - 061401	0	1	0	0	0	31	0	0	8	0	40
Mathematics, General - 270101	0	2	0	0	0	1	0	0	8	0	11
Mechanical Design Technology - 150805	0	0	0	0	0	0	0	0	2	0	2
Mechanical Engineering - 141901	0	0	6	5	0	0	0	0	0	0	11
Medical Technology - 170310	0	0	0	0	0	0	0	0	3	0	3
Music Education - 131312	0	2	0	0	0	1	0	0	0	0	3
Music, General - 500901	0	0	0	0	0	1	0	0	1	0	2
Nuclear Engineering - 142301	0	1	0	0	0	0	0	0	0	0	1
Nursing Administration - 181105	0	0	0	0	0	0	0	0	6	0	6
Nursing, General - 181101	0	0	0	0	0	0	0	0	43	0	43
Personnel Management - 061601	0	0	0	0	0	0	0	0	2	0	2
Physical Education - 131314	0	1	0	0	0	0	0	0	3	0	4
Political Science and Government - 451001	0	2	0	0	0	1	0	0	14	0	17
Psychiatric/Mental Health - 181106	0	0	0	0	0	0	0	0	2	0	2
Psychology, General - 420101	0	1	0	0	0	0	0	0	27	0	28
Public Health - 181107	0	0	0	0	0	0	0	0	1	0	1



HEADCOUNT ENROLLMENT BY PROGRAM CATEGORY  
 SUMMER, 1987 (Continued)  
 DEGREE-GRANTING OFF-CAMPUS CENTERS

Six Digit CIP Program Category	Miss. State Univ.			MSU/UM		Univ. of Miss.		Univ. of Sou. Miss.			Total
	Jac.	Mer.	Vic. Eng.	Jac.	Eng.	Jac.	Tup.	Jac.	G. Coast	Nat.	
Radio/Television, General											
- 090701	0	0	0	0	0	0	0	0	2	0	2
Reading Education - 131315	0	0	0	0	0	0	0	0	3	0	3
Real Estate Finance - 061705	0	2	0	0	0	0	0	0	0	0	2
Real Estate, General - 061701	0	0	0	0	0	0	2	0	18	0	20
School Psychology - 130801	0	0	0	0	0	0	1	0	0	0	1
Science Education - 131316	0	0	0	0	0	0	0	0	12	0	12
Secondary Education - 131205	0	34	0	0	0	0	8	0	13	0	55
Social Sciences, General - 450101	0	0	0	0	0	0	0	0	1	0	1
Social Work, General - 440701	0	0	0	0	0	0	1	0	3	0	4
Social Work, Other - 440799	0	0	0	0	0	0	0	0	1	0	1
Sociology - 451101	0	32	0	0	0	0	1	0	3	0	36
Special Education, General											
- 131001	0	25	0	0	0	0	13	0	35	0	73
Speech Pathology/Audiology											
- 180103	0	0	0	0	0	0	1	0	1	0	2
Student Counseling and Personnel											
Services - 131101	0	17	0	1	0	0	6	0	0	0	24
Technical Education - 131319	0	7	0	0	0	0	0	0	0	0	7
Textiles and Clothing, Retail											
- 190903	0	0	0	0	0	0	0	0	4	0	4
Visual and Performing Arts,											
General - 500101	0	0	0	0	0	0	0	0	1	0	1
Unclassified - 000000	0	128	13	6	0	21	0	0	257	0	425
TOTAL	0	518	46	30	12	234	0	0	1,265	0	2,105



BOARD OF TRUSTEES OF STATE INSTITUTIONS OF HIGHER LEARNING  
STATE OF MISSISSIPPI

HEADCOUNT ENROLLMENT BY PROGRAM CATEGORY  
SUMMER, 1987

OFF-CAMPUS RESIDENT CENTERS

Six Digit CIP <u>Program Category</u>	MSU <u>Vicksburg</u>	UM <u>Booneville</u>	UM <u>Southaven</u>	USM <u>Jackson County</u>	<u>Total</u>
Art Education - 131302	0	0	2	0	2
Secondary Education - 131205	0	0	1	0	1
Special Education, General - 131001	0	0	4	0	4
Unclassified - 000000	<u>0</u>	<u>0</u>	<u>8</u>	<u>0</u>	<u>8</u>
TOTAL	0	0	15	0	15

BOARD OF TRUSTEES OF STATE INSTITUTIONS OF HIGHER LEARNING  
STATE OF MISSISSIPPI

ENROLLEES IN EXTENSION CLASSES  
SUMMER, 1987

<u>Institution</u>	<u>Academic Field*</u>					<u>Enrollees by Level</u>				<u>Classes by Level</u>			
	<u>Arts and Sciences</u>	<u>Business</u>	<u>Education</u>	<u>Other</u>	<u>Total</u>	<u>Lower</u>	<u>Upper</u>	<u>Graduate</u>	<u>Total</u>	<u>Lower</u>	<u>Upper</u>	<u>Graduate</u>	<u>Total</u>
JSU - Extension	4	0	10	7	21	0	0	21	21	0.00	0.39	12.61	13
MSU - Extension	12	25	33	95	165	8	14	143	165	0.00	3.30	11.70	15
MUW - Extension	0	30	0	22	52	18	34	0	52	0.00	5.00	0.00	5
UM - Extension	5	2	18	66	91	8	14	69	91	1.82	3.36	8.82	14
USM - Extension	6	1	21	52	80	4	24	52	80	0.00	6.45	8.55	15
TOTAL	27	58	82	242	409	38	86	285	409	1.82	18.50	41.68	62

\*Breakdown of academic fields by two digit CIP codes:

Arts and Sciences - 05, 09, 10, 11, 16, 17, 18, 23, 24, 25,  
26, 27, 30, 38, 39, 40, 41, 42, 45, 50

Business - 06, 07, 08  
Education - 13



III

DEGREES CONFERRED 1987-88

BOARD OF TRUSTEES OF STATE INSTITUTIONS OF HIGHER LEARNING  
STATE OF MISSISSIPPI  
CLASSIFICATION OF INSTRUCTIONAL PROGRAMS (CIP)

All institutions have now made the transition from the HEGIS numbering system for classifying programs to the CIP numbering system. The following table shows the new CIP numbering system within the broad program categories. Degrees conferred are shown on the following pages using the CIP numbering system.

AGRICULTURE

- 01. Agriculture and Agricultural Production
- 02. Agricultural Sciences
- 03. Renewable Natural Resources

ARCHITECTURE AND ENVIRONMENTAL DESIGN

- 04. Architecture and Environmental Design

AREA AND ETHNIC STUDIES

- 05. Area and Ethnic Studies

BUSINESS

- 06. Business and Management
- 07. Business and Office
- 08. Marketing and Distribution

COMMUNICATIONS

- 09. Communications
- 10. Communications Technologies

COMPUTER AND INFORMATION SCIENCES

- 11. Computer and Information Sciences

CONSUMER, PERSONAL, AND MISCELLANEOUS SERVICES

- 12. Consumer, Personal, and Misc. Services

EDUCATION

- 13. Education

ENGINEERING

- 14. Engineering
- 15. Engineering/Engineering-Related Tech.

FOREIGN LANGUAGES

- 16. Foreign Languages

HEALTH

- 17. Allied Health
- 18. Health Sciences

HOME ECONOMICS

- 19. Home Economics
- 20. Vocational Home Economics

INDUSTRIAL ARTS

- 21. Industrial Arts



## LAW

- 22. Law

## LETTERS

- 23. Letters

## LIBERAL/GENERAL STUDIES

- 24. Liberal/General Studies

## LIBRARY AND ARCHIVAL SCIENCES

- 25. Library and Archival Sciences

## LIFE SCIENCES

- 26. Life Sciences

## MATHEMATICS

- 27. Mathematics

## MILITARY SCIENCES

- 28. Military Sciences
- 29. Military Technologies

## MULTI/INTERDISCIPLINARY STUDIES

- 30. Multi/Interdisciplinary Studies

## PARKS AND RECREATION

- 31. Parks and Recreation

## PERSONAL AND SOCIAL DEVELOPMENT

- 32. Basic Skills

- 33. Citizenship/Civic Activities
- 34. Health-Related Activities
- 35. Interpersonal Skills
- 36. Leisure and Recreational Activities
- 37. Personal Awareness

## PHILOSOPHY, RELIGION, AND THEOLOGY

- 38. Philosophy and Religion
- 39. Theology

## PHYSICAL SCIENCES

- 40. Physical Sciences
- 41. Science Technologies

## PSYCHOLOGY

- 42. Psychology

## PUBLIC AFFAIRS AND PROTECTIVE SERVICES

- 43. Protective Services
- 44. Public Affairs

## SOCIAL SCIENCES

- 45. Social Sciences

## TRADE AND INDUSTRIAL

- 46. Construction Trades
- 47. Mechanics and Repairs
- 48. Precision and Production
- 49. Transportation and Material Moving

## VISUAL AND PERFORMING ARTS

- 50. Visual and Performing Arts

BOARD OF TRUSTEES OF STATE INSTITUTIONS OF HIGHER LEARNING  
STATE OF MISSISSIPPI

DEGREES CONFERRED BY LEVEL AND BY INSTITUTION  
1987-88

<u>LEVEL</u>	<u>Alcorn State</u>	<u>Delta State</u>	<u>Jackson State</u>	<u>MS State Univ.</u>	<u>MS Univ. for Women</u>	<u>MS Valley State</u>	<u>Univ. of Miss.</u>	<u>Univ. of Sou. MS</u>	<u>Univ. of MS Med. Cntr.</u>	<u>Total</u>
Bachelor's	266	531	548	1,882	279	283	1,326	2,009	144	7,268
Master's	53	95	145	501	16	8	307	605	7	1,737
Specialist or 6th Year	0	7	21	16	0	0	4	20	0	68
Doctors	0	6	2	88	0	0	67	72	5	240
Professional										
Law	0	0	0	0	0	0	134	0	0	134
Dentistry	0	0	0	0	0	0	0	0	29	29
Medicine	0	0	0	0	0	0	0	0	110	110
Veterinary Medicine	0	0	0	37	0	0	0	0	0	37
TOTAL	319	639	716	2,524	295	291	1,838	2,706	295	9,623
Less Than 4-Yr. Awards	35	0	0	0	25	8	0	0	48	116
GRAND TOTAL	354	639	716	2,524	320	299	1,838	2,706	343	9,739



BOARD OF TRUSTEES OF STATE INSTITUTIONS OF HIGHER LEARNING  
STATE OF MISSISSIPPI

DEGREES CONFERRED BY MAJOR FIELDS, 1987-88  
BACHELOR'S DEGREES

Six Digit CIP Program Category	Alcorn State	Delta State	Jackson State	MS State Univ.	MS Univ. for Women	MS Valley State	Univ. of Miss.	Univ. of Sou. MS	Univ. MS Med. Ctr.	Total
<u>AGRIBUSINESS AND AGRICULTURAL PRODUCTION</u>										
010102 Agricultural Business	0	0	0	10	0	0	0	0	0	10
010103 Agricultural Economics	14	0	0	26	0	0	0	0	0	40
010605 Landscaping	0	0	0	16	0	0	0	0	0	16
020101 Agricultural Sciences, General	6	0	0	3	0	0	0	0	0	9
020201 Animal Sciences, General	1	0	0	12	0	0	0	0	0	13
020206 Dairy	0	0	0	5	0	0	0	0	0	5
020209 Poultry	0	0	0	10	0	0	0	0	0	10
020301 Food Sciences, General	0	0	0	2	0	0	0	0	0	2
020402 Agronomy	1	0	0	15	0	0	0	0	0	16
020403 Horticulture Science	0	0	0	11	0	0	0	0	0	11
020406 Plant Pathology (Applied)	0	0	0	1	0	0	0	0	0	1
030302 Fisheries	0	0	0	2	0	0	0	0	0	2
030501 Forestry and Related Sciences, General	0	0	0	28	0	0	0	0	0	28
030509 Wood Science	<u>0</u>	<u>0</u>	<u>0</u>	<u>1</u>	<u>0</u>	<u>0</u>	<u>0</u>	<u>0</u>	<u>0</u>	<u>1</u>
TOTAL	22	0	0	142	0	0	0	0	0	164

ARCHITECTURE AND ENVIRONMENTAL  
DESIGN

040201 Architecture	0	0	0	28	0	0	0	0	0	28
040301 City, Community, and Regional Planning	0	0	0	0	0	0	0	4	0	4
040501 Interior Design	0	0	0	0	0	0	8	16	0	24
040601 Landscape Architecture	<u>0</u>	<u>0</u>	<u>0</u>	<u>9</u>	<u>0</u>	<u>0</u>	<u>0</u>	<u>0</u>	<u>0</u>	<u>9</u>
TOTAL	0	0	0	37	0	0	8	20	0	65

Bachelor's Degrees Conferred, 1987-88  
(Continued)

Six Digit CIP Program Category	Alcorn State	Delta State	Jackson State	MS State Univ.	MS Univ. for Women	MS Valley State	Univ. of Miss.	Univ. of Sou. MS	Univ. MS Med. Ctr.	Total
<u>AREA AND ETHNIC STUDIES</u>										
050102 American Studies	0	0	0	0	0	0	0	5	0	5
050199 Area Studies, Other	0	0	0	0	0	0	3	0	0	3
TOTAL	0	0	0	0	0	0	3	5	0	8
<u>BUSINESS AND MANAGEMENT</u>										
060101 Business and Management, General	0	10	0	0	0	0	141	0	0	151
060201 Accounting	3	45	42	119	21	6	79	120	0	435
060301 Banking and Finance	0	27	25	102	0	0	88	32	0	274
060401 Business Administration and Management, General	47	53	63	208	68	42	72	153	0	706
060499 Business Administration and Management, Other	0	0	0	0	0	0	0	11	0	11
060501 Business Economics	0	0	2	3	0	0	2	6	0	13
060701 Hotel/Motel Management	0	0	0	0	0	0	0	22	0	22
060705 Transportation Management	0	0	0	8	0	0	0	0	0	8
060801 Insurance and Risk Management	0	10	0	9	0	0	6	0	0	25
061201 Management Information Systems	0	37	0	0	0	0	3	0	0	40
061401 Marketing Management	0	46	37	136	0	0	106	112	0	437
061601 Personnel Management	0	0	0	0	0	0	0	33	0	33
061701 Real Estate, General	0	0	0	0	0	0	15	27	0	42
061705 Real Estate Finance	0	0	0	8	0	0	0	0	0	8
070301 Business Data Processing and Related Programs, General	0	0	0	26	0	0	0	0	0	26
070401 Office Supervision and Management	0	8	28	0	0	9	0	0	0	45
070601 Secretarial and Related Programs, General	7	0	0	0	0	0	0	0	0	7
070602 Court Reporting	0	0	0	0	0	0	12	0	0	12
080102 Fashion Merchandising	0	11	0	0	0	0	0	0	0	11
TOTAL	57	247	197	619	89	57	524	516	0	2,306



Bachelor's Degrees Conferred, 1987-88  
(Continued)

Six Digit CIP Program Category	Alcorn State	Delta State	Jackson State	MS State Univ.	MS Univ. for Women	MS Valley State	Univ. of Miss.	Univ. of Sou. MS	Univ. MS Med. Ctr.	Total
<u>COMMUNICATIONS</u>										
090101 Communications, General	0	0	0	65	0	0	0	18	0	83
090201 Advertising	0	0	0	0	0	0	0	21	0	21
090401 Journalism (Mass Communications)	0	0	34	0	4	0	29	33	0	100
090601 Radio/Television News Broadcast	0	0	0	0	3	0	0	0	0	3
090701 Radio/Television, General	0	0	0	0	0	0	12	37	0	49
099999 Communications, Other	0	0	0	1	0	0	7	6	0	14
TOTAL	0	0	34	66	7	0	48	115	0	270
<u>COMPUTER AND INFORMATION SCIENCES</u>										
110101 Computer and Information Sciences, General	0	0	56	50	0	41	32	126	0	305
119999 Computer and Information Sciences, Other	23	0	0	0	0	0	0	0	0	23
TOTAL	23	0	56	50	0	41	32	126	0	328
<u>EDUCATION</u>										
130801 School Psychology	4	0	0	24	0	0	0	0	0	28
131001 Special Education, General	3	3	4	13	4	0	8	13	0	48
131003 Education of the Deaf and Hearing Impaired	0	0	0	0	0	0	0	4	0	4
131202 Elementary Education	5	42	16	87	28	20	70	129	0	397
131205 Secondary Education	0	0	5	69	0	0	33	49	0	156
131301 Agricultural Education	1	0	0	12	0	0	0	0	0	13
131302 Art Education	0	0	1	0	0	0	0	1	0	2
131303 Business Education	0	3	2	28	0	0	0	21	0	54
131305 English Education	0	4	0	0	0	0	0	0	0	4
131306 Foreign Languages Education	0	1	0	0	0	0	0	0	0	1

Bachelor's Degrees Conferred, 1987-88  
(Continued)

Six Digit CIP Program Category	Alcorn State	Delta State	Jackson State	MS State Univ.	MS Univ. for Women	MS Valley State	Univ. of Miss.	Univ. of Sou. MS	Univ. MS Med. Ctr.	Total
<u>EDUCATION (Continued)</u>										
131308 Home Economics Education	0	1	0	0	3	0	0	1	0	5
131309 Industrial Arts Education	4	0	2	5	0	0	0	16	0	27
131310 Marketing and Distributive Education	0	0	0	7	0	0	0	0	0	7
131311 Mathematics Education	0	9	1	0	0	0	0	0	0	10
131312 Music Education	3	7	5	6	2	2	0	18	0	43
131314 Physical Education	2	12	4	32	7	15	34	51	0	157
131316 Science Education	0	3	2	0	0	0	0	12	0	17
131317 Social Science Education	0	0	1	0	0	0	0	0	0	1
131319 Technical Education	18	0	0	7	0	0	0	0	0	25
131399 Teacher Education, Specific Subject Areas, Other	0	13	0	0	0	0	0	0	0	13
TOTAL	40	98	43	290	44	37	145	315	0	1,012

ENGINEERING

140101 Engineering, General	0	0	0	0	0	0	9	0	0	9
140201 Aerospace, Aeronautical, and Astronautical Engineering	0	0	0	26	0	0	0	0	0	26
140301 Agricultural Engineering	0	0	0	2	0	0	0	0	0	2
140501 Bioengineering and Biomedical Engineering	0	0	0	17	0	0	0	0	0	17
140701 Chemical Engineering	0	0	0	30	0	0	12	0	0	42
140801 Civil Engineering	0	0	0	43	0	0	16	0	0	59
140901 Computer Engineering	0	0	0	35	0	0	0	0	0	35
141001 Electrical, Electronics, and Communications Engineering	0	0	0	98	0	0	15	0	0	113
141701 Industrial Engineering	0	0	0	35	0	0	0	0	0	35
141901 Mechanical Engineering	0	0	0	67	0	0	13	0	0	80
142301 Nuclear Engineering	0	0	0	4	0	0	0	0	0	4



Bachelor's Degrees Conferred, 1987-88  
(Continued)

Six Digit CIP Program Category	Alcorn State	Delta State	Jackson State	MS State Univ.	MS Univ. for Women	MS Valley State	Univ. of Miss.	Univ. of Sou. MS	Univ. MS Med. Ctr.	Total
<u>ENGINEERING (Continued)</u>										
142501 Petroleum Engineering	0	0	0	12	0	0	0	0	0	12
TOTAL	0	0	0	369	0	0	65	0	0	434
<u>ENGINEERING AND ENGINEERING RELATED TECHNOLOGIES</u>										
150101 Architectural Design and Construction Technology	0	0	0	0	0	0	0	36	0	36
150301 Computer Technology	0	0	0	0	0	0	0	3	0	3
150303 Eletronic Technology	0	0	0	0	0	0	0	23	0	23
150504 Sanitation Technology	0	0	0	0	0	4	0	0	0	4
150603 Industrial Technology	8	0	40	27	0	22	0	8	0	105
150802 Agricultural Equipment Technology	0	0	0	8	0	0	0	0	0	8
150805 Mechanical Design Technology	0	0	0	0	0	0	0	8	0	8
TOTAL	8	0	40	35	0	26	0	78	0	187
<u>FOREIGN LANGUAGES</u>										
160101 Foreign Languages, Multiple Emphasis	0	0	0	14	0	0	0	11	0	25
160501 German	0	0	0	0	0	0	1	0	0	1
160901 French	0	0	0	0	0	0	1	1	0	2
160905 Spanish	0	0	0	0	0	0	3	0	0	3
TOTAL	0	0	0	14	0	0	5	12	0	31

Bachelor's Degrees Conferred, 1987-88  
(Continued)

Six Digit CIP Program Category	Alcorn State	Delta State	Jackson State	MS State Univ.	MS Univ. for Women	MS Valley State	Univ. of Miss.	Univ. of Sou. MS	Univ. MS Med. Ctr.	Total
<u>ALLIED HEALTH</u>										
170102 Dental Hygiene	0	0	0	0	0	0	0	0	12	12
170306 Cytotechnology	0	0	0	0	0	0	0	0	2	2
170310 Medical Technology	0	3	0	2	0	0	2	19	4	30
170813 Physical Therapy	0	0	0	0	0	0	0	0	24	24
170818 Respiratory Therapy	0	0	0	0	0	0	0	0	6	6
TOTAL	0	3	0	2	0	0	2	19	48	74
<u>HEALTH SCIENCES</u>										
180102 Speech Pathology	0	0	0	0	2	0	0	0	0	2
180103 Speech Pathology/Audiology	0	13	0	0	0	0	18	12	0	43
180703 Medical Records Administration	0	0	0	0	0	0	0	0	15	15
181101 Nursing, General	17	8	0	0	36	0	0	179	81	321
181401 Pharmacy	0	0	0	0	0	0	85	0	0	85
189999 Health Sciences, Other	10	0	0	0	0	0	0	0	0	10
TOTAL	27	21	0	0	38	0	103	191	96	476
<u>HOME ECONOMICS</u>										
190101 Home Economics, General	2	9	0	76	0	0	45	2	0	134
190501 Food Sciences and Human Nutrition, General	1	0	0	0	2	0	0	0	0	3
190503 Dietetics/Human Nutritional Services	0	0	0	0	0	0	0	12	0	12
190701 Individual and Family Development, General	0	0	0	0	4	0	0	0	0	4
190704 Family Relations	0	0	0	0	0	0	0	12	0	12
190901 Textiles and Clothing, General	0	0	0	0	6	0	0	1	0	7



Bachelor's Degrees Conferred, 1987-88  
(Continued)

Six Digit CIP Program Category	Alcorn State	Delta State	Jackson State	MS State Univ.	MS Univ. for Women	MS Valley State	Univ. of Miss.	Univ. of Sou. MS	Univ. MS Med. Ctr.	Total
<u>HOME ECONOMICS (Continued)</u>										
190903 Textiles and Clothing, Retail	<u>0</u>	<u>0</u>	<u>0</u>	<u>0</u>	<u>0</u>	<u>0</u>	<u>0</u>	<u>20</u>	<u>0</u>	<u>20</u>
TOTAL	3	9	0	76	12	0	45	47	0	192
<u>LAW</u>										
220103 Legal Assisting	<u>0</u>	<u>0</u>	<u>0</u>	<u>0</u>	<u>18</u>	<u>0</u>	<u>0</u>	<u>58</u>	<u>0</u>	<u>76</u>
TOTAL	0	0	0	0	18	0	0	58	0	76
<u>LETTERS</u>										
230101 English, General	22	7	3	8	8	1	53	44	0	146
230201 Classics	0	0	0	0	0	0	3	0	0	3
231001 Speech, Debate, and Forensics	<u>0</u>	<u>0</u>	<u>8</u>	<u>0</u>	<u>0</u>	<u>2</u>	<u>0</u>	<u>0</u>	<u>0</u>	<u>10</u>
TOTAL	22	7	11	8	8	3	56	44	0	159
<u>LIBERAL/GENERAL STUDIES</u>										
240101 Liberal/General Studies	<u>0</u>	<u>0</u>	<u>0</u>	<u>4</u>	<u>0</u>	<u>0</u>	<u>5</u>	<u>0</u>	<u>0</u>	<u>9</u>
TOTAL	0	0	0	4	0	0	5	0	0	9

Bachelor's Degrees Conferred, 1987-88  
(Continued)

Six Digit CIP Program Category	Alcorn State	Delta State	Jackson State	MS State Univ.	MS Univ. for Women	MS Valley State	Univ. of Miss.	Univ. of Sou. MS	Univ. MS Med. Ctr.	Total
<u>LIBRARY AND ARCHIVAL SCIENCES</u>										
250401 Library Science	0	0	0	0	0	0	0	9	0	9
TOTAL	0	0	0	0	0	0	0	9	0	9
<u>LIFE SCIENCES</u>										
260101 Biology, General	14	24	42	8	16	21	53	42	0	220
260201 Biochemistry and Biophysics	0	0	0	10	0	0	0	0	0	10
260501 Microbiology	0	0	0	13	13	0	0	0	0	26
260702 Entomology	0	0	0	1	0	0	0	0	0	1
269999 Life Sciences, Other	0	0	0	0	0	0	4	0	0	4
TOTAL	14	24	42	32	29	21	57	42	0	261
<u>MATHEMATICS</u>										
270101 Mathematics, General	7	10	14	6	9	6	12	56	0	120
TOTAL	7	10	14	6	9	6	12	56	0	120
<u>MULTI/INTERDISCIPLINARY STUDIES</u>										
300101 Biological and Physical Sciences	0	1	0	0	0	0	0	0	0	1
TOTAL	0	1	0	0	0	0	0	0	0	1



Bachelor's Degrees Conferred, 1987-88  
(Continued)

Six Digit CIP Program Category	Alcorn State	Delta State	Jackson State	MS State Univ.	MS Univ. for Women	MS Valley State	Univ. of Miss.	Univ. of Sou. MS	Univ. MS Med. Ctr.	Total
<u>PARKS AND RECREATION</u>										
310101 Parks and Recreation, General	<u>5</u>	<u>0</u>	<u>0</u>	<u>0</u>	<u>0</u>	<u>0</u>	<u>6</u>	<u>18</u>	<u>0</u>	<u>29</u>
TOTAL	5	0	0	0	0	0	6	18	0	29
<u>PHILOSOPHY AND RELIGION</u>										
380101 Philosophy	<u>0</u>	<u>0</u>	<u>0</u>	<u>1</u>	<u>0</u>	<u>0</u>	<u>5</u>	<u>4</u>	<u>0</u>	<u>10</u>
TOTAL	0	0	0	1	0	0	5	4	0	10
<u>PHYSICAL SCIENCES</u>										
400101 Physical Sciences, General	0	0	0	0	3	0	0	0	0	3
400501 Chemistry, General	5	10	2	12	5	0	7	16	0	57
400599 Chemistry, Other	0	0	0	0	0	0	0	13	0	13
400601 Geology	0	0	0	3	0	0	3	6	0	12
400801 Physics, General	<u>0</u>	<u>0</u>	<u>0</u>	<u>5</u>	<u>0</u>	<u>0</u>	<u>3</u>	<u>2</u>	<u>0</u>	<u>10</u>
TOTAL	5	10	2	20	8	0	13	37	0	95
<u>PSYCHOLOGY</u>										
420101 Psychology, General	<u>0</u>	<u>10</u>	<u>9</u>	<u>31</u>	<u>0</u>	<u>0</u>	<u>42</u>	<u>88</u>	<u>0</u>	<u>180</u>
TOTAL	0	10	9	31	0	0	42	88	0	180

Bachelor's Degrees Conferred, 1987-88  
(Continued)

Six Digit CIP Program Category	Alcorn State	Delta State	Jackson State	MS State Univ.	MS Univ. for Women	MS Valley State	Univ. of Miss.	Univ. of Sou. MS	Univ. MS Med. Ctr.	Total
<u>PROTECTIVE SERVICES</u>										
430103 Criminal Justice Administration	0	0	0	0	0	0	25	0	0	25
430104 Criminal Justice Studies	0	22	53	0	0	46	0	69	0	190
TOTAL	0	22	53	0	0	46	25	69	0	215
<u>PUBLIC AFFAIRS</u>										
440401 Public Administration	0	0	0	0	0	0	11	0	0	11
440701 Social Work, General	0	10	16	0	0	16	12	0	0	54
440799 Social Work, Other	0	0	0	0	0	0	0	37	0	37
TOTAL	0	10	16	0	0	16	23	37	0	102
<u>SOCIAL SCIENCES</u>										
450101 Social Sciences, General	0	5	0	0	4	1	0	4	0	14
450201 Anthropology	0	0	0	4	0	0	2	5	0	11
450601 Economics	6	0	0	1	0	0	0	0	0	7
450701 Geography	0	0	0	0	0	0	0	11	0	11
450801 History	4	8	2	12	2	0	24	19	0	71
451001 Political Science and Government	9	6	14	13	0	6	21	26	0	95
451101 Sociology	14	2	6	31	0	20	10	17	0	100
451201 Urban Studies	0	0	2	0	0	0	0	0	0	2
TOTAL	33	21	24	61	6	27	57	82	0	311



Bachelor's Degrees Conferred, 1987-88  
(Continued)

Six Digit CIP Program Category	Alcorn State	Delta State	Jackson State	MS State Univ.	MS Univ. for Women	MS Valley State	Univ. of Miss.	Univ. of Sou. MS	Univ. MS Med. Ctr.	Total
<u>TRANSPORTATION AND MATERIAL</u>										
<u>MOVING</u>										
490101 Air Transportation, General	0	14	0	0	0	0	0	0	0	14
490102 Airplane Piloting and Navigation (Commercial)	0	3	0	0	0	0	0	0	0	3
TOTAL	0	17	0	0	0	0	0	0	0	17
<u>VISUAL AND PERFORMING ARTS</u>										
500101 Visual and Performing Arts, General	0	20	5	19	9	3	17	8	0	81
500202 Ceramics	0	0	0	0	0	0	1	0	0	1
500301 Dance	0	0	0	0	0	0	0	2	0	2
500501 Dramatic Arts	0	0	0	0	0	0	8	3	0	11
500703 Art History and Appreciation	0	0	0	0	0	0	2	0	0	2
500901 Music, General	0	0	0	0	0	0	17	8	0	25
500903 Music Performance	0	1	2	0	2	0	0	0	0	5
TOTAL	0	21	7	19	11	3	45	21	0	127
<u>GRAND TOTAL</u>	266	531	548	1,882	279	283	1,326	2,009	144	7,268

BOARD OF TRUSTEES OF STATE INSTITUTIONS OF HIGHER LEARNING  
STATE OF MISSISSIPPI

DEGREES CONFERRED BY MAJOR FIELDS, 1987-88  
MASTER'S DEGREES

Six Digit CIP Program Category	Alcorn State	Delta State	Jackson State	MS State Univ.	MS Univ. for Women	MS Valley State	Univ. of Miss.	Univ. of Sou. MS	Univ. MS Med. Ctr.	Total
<u>AGRIBUSINESS AND AGRICULTURAL PRODUCTION</u>										
010103 Agricultural Economics	0	0	0	9	0	0	0	0	0	9
020101 Agricultural Sciences, General	6	0	0	0	0	0	0	0	0	6
020201 Animal Sciences, General	0	0	0	2	0	0	0	0	0	2
020206 Dairy	0	0	0	7	0	0	0	0	0	7
020209 Poultry	0	0	0	1	0	0	0	0	0	1
020301 Food Sciences, General	0	0	0	2	0	0	0	0	0	2
020402 Agronomy	0	0	0	15	0	0	0	0	0	15
020403 Horticulture Science	0	0	0	1	0	0	0	0	0	1
020408 Plant Protection (Pest Management)	0	0	0	5	0	0	0	0	0	5
030501 Forestry and Related Sciences, General	0	0	0	7	0	0	0	0	0	7
030509 Wood Science	0	0	0	1	0	0	0	0	0	1
030601 Wildlife Management	<u>0</u>	<u>0</u>	<u>0</u>	<u>11</u>	<u>0</u>	<u>0</u>	<u>0</u>	<u>0</u>	<u>0</u>	<u>11</u>
TOTAL	6	0	0	61	0	0	0	0	0	67
<u>ARCHITECTURE AND ENVIRONMENTAL DESIGN</u>										
040701 Urban Design	<u>0</u>	<u>0</u>	<u>0</u>	<u>1</u>	<u>0</u>	<u>0</u>	<u>0</u>	<u>0</u>	<u>0</u>	<u>1</u>
TOTAL	0	0	0	1	0	0	0	0	0	1



Master's Degrees Conferred, 1987-88  
(Continued)

Six Digit CIP Program Category	Alcorn State	Delta State	Jackson State	MS State Univ.	MS Univ. for Women	MS Valley State	Univ. of Miss.	Univ. of Sou. MS	Univ. MS Med. Ctr.	Total
<u>BUSINESS AND MANAGEMENT</u>										
060201 Accounting	0	0	9	9	0	0	24	7	0	49
060301 Banking and Finance	0	0	0	2	0	0	0	0	0	2
060401 Business Administration and Management, General	0	11	17	58	0	0	27	58	0	171
060501 Business Economics	<u>0</u>	<u>0</u>	<u>0</u>	<u>0</u>	<u>0</u>	<u>0</u>	<u>5</u>	<u>0</u>	<u>0</u>	<u>5</u>
TOTAL	0	11	26	69	0	0	56	65	0	227
<u>COMMUNICATIONS</u>										
090101 Communications, General	0	0	0	0	0	0	0	2	0	2
090401 Journalism (Mass Communications)	0	0	0	0	0	0	4	0	0	4
090501 Public Relations	<u>0</u>	<u>0</u>	<u>0</u>	<u>0</u>	<u>0</u>	<u>0</u>	<u>0</u>	<u>7</u>	<u>0</u>	<u>7</u>
TOTAL	0	0	0	0	0	0	4	9	0	13
<u>COMPUTER AND INFORMATION SCIENCES</u>										
110101 Computer and Information Sciences, General	0	0	21	33	0	0	0	33	0	87
119999 Computer and Information Sciences, Other	0	0	0	0	0	0	0	48	0	48
TOTAL	<u>0</u>	<u>0</u>	<u>21</u>	<u>33</u>	<u>0</u>	<u>0</u>	<u>0</u>	<u>81</u>	<u>0</u>	<u>135</u>

Master's Degrees Conferred, 1987-88  
(Continued)

Six Digit CIP Program Category	Alcorn State	Delta State	Jackson State	MS State Univ.	MS Univ. for Women	MS Valley State	Univ. of Miss.	Univ. of Sou. MS	Univ. MS Med. Ctr.	Total
<u>EDUCATION</u>										
130301 Curriculum and Instruction	0	0	0	0	0	0	0	62	0	62
130401 Education Administration, General	0	12	4	20	0	0	3	37	0	76
130403 Adult and Continuing Education Administration	0	0	0	0	0	0	0	9	0	9
130406 Higher Education Administration	0	0	0	0	0	0	4	0	0	4
130407 Community College Education Administration	0	0	0	6	0	0	0	0	0	6
130501 Educational Media	0	0	0	0	0	0	3	0	0	3
130601 Evaluation and Research, General	0	0	0	0	0	0	0	2	0	2
130801 School Psychology	0	1	0	4	0	0	0	0	0	5
131001 Special Education, General	0	4	8	16	0	0	12	20	0	60
131101 Student Counseling and Personnel Services	0	17	19	26	0	0	22	16	0	100
131202 Elementary Education	4	13	15	41	0	7	30	0	0	110
131204 Pre-Elementary Education	0	0	1	0	0	0	1	0	0	2
131205 Secondary Education	43	0	2	22	0	0	18	0	0	85
131301 Agricultural Education	0	0	0	17	0	0	0	0	0	17
131302 Art Education	0	0	0	0	0	0	0	6	0	6
131303 Business Education	0	0	7	0	0	0	0	2	0	9
131304 Driver and Safety Education	0	1	0	0	0	0	0	0	0	1
131308 Home Economics Education	0	0	0	0	0	0	0	1	0	1
131309 Industrial Arts Education	0	0	5	0	0	0	0	15	0	20
131311 Mathematics Education	0	3	1	0	0	0	0	0	0	4
131312 Music Education	0	5	5	5	0	0	0	12	0	27
131314 Physical Education	0	13	1	13	0	0	9	4	0	40
131315 Reading Education	0	0	1	0	0	0	1	9	0	11
131316 Science Education	0	10	0	0	0	0	0	8	0	18
131317 Social Science Education	0	3	0	0	0	0	0	0	0	3
131319 Technical Education	0	0	0	11	0	0	0	0	0	11
131399 Teacher Education, Specific Subject Areas, Other	0	2	0	0	0	0	0	0	0	2
TOTAL	47	84	69	181	0	7	103	203	0	694



Master's Degrees Conferred, 1987-88  
(Continued)

Six Digit CIP Program Category	Alcorn State	Delta State	Jackson State	MS State Univ.	MS Univ. for Women	MS Valley State	Univ. of Miss.	Univ. of Sou. MS	Univ. MS Med. Ctr.	Total
<u>ENGINEERING</u>										
140201 Aerospace, Aeronautical, and Astronautical Engineering	0	0	0	2	0	0	0	0	0	2
140301 Agricultural Engineering	0	0	0	5	0	0	0	0	0	5
140701 Chemical Engineering	0	0	0	10	0	0	0	0	0	10
140801 Civil Engineering	0	0	0	17	0	0	0	0	0	17
141001 Electrical, Electronics, and Communications Engineering	0	0	0	15	0	0	0	0	0	15
141101 Engineering Mechanics	0	0	0	1	0	0	0	0	0	1
141301 Engineering Science	0	0	0	0	0	0	43	0	0	43
141701 Industrial Engineering	0	0	0	3	0	0	0	0	0	3
141901 Mechanical Engineering	0	0	0	6	0	0	0	0	0	6
142501 Petroleum Engineering	0	0	0	1	0	0	0	0	0	1
TOTAL	0	0	0	60	0	0	43	0	0	103
<u>ENGINEERING AND ENGINEERING RELATED TECHNOLOGIES</u>										
150504 Sanitation Technology	0	0	0	0	0	1	0	0	0	1
150604 Manufacturing Technology	0	0	0	0	0	0	0	4	0	4
TOTAL	0	0	0	0	0	1	0	4	0	5
<u>FOREIGN LANGUAGES</u>										
160101 Foreign Languages, Multiple Emphasis	0	0	0	6	0	0	0	0	0	6
160501 German	0	0	0	0	0	0	2	0	0	2
160901 French	0	0	0	0	0	0	1	0	0	1

Master's Degrees Conferred, 1987-88  
(Continued)

Six Digit CIP Program Category	Alcorn State	Delta State	Jackson State	MS State Univ.	MS Univ. for Women	MS Valley State	Univ. of Miss.	Univ. of Sou. MS	Univ. MS Med. Ctr.	Total
<u>FOREIGN LANGUAGES (Continued)</u>										
160905 Spanish	<u>0</u>	<u>0</u>	<u>0</u>	<u>0</u>	<u>0</u>	<u>0</u>	<u>1</u>	<u>0</u>	<u>0</u>	<u>1</u>
TOTAL	0	0	0	6	0	0	4	0	0	10
<u>ALLIED HEALTH</u>										
170310 Medical Technology	0	0	0	1	0	0	0	0	0	1
170407 Rehabilitation Counseling	<u>0</u>	<u>0</u>	<u>3</u>	<u>0</u>	<u>0</u>	<u>0</u>	<u>0</u>	<u>0</u>	<u>0</u>	<u>3</u>
TOTAL	0	0	3	1	0	0	0	0	0	4
<u>HEALTH SCIENCES</u>										
180103 Speech Pathology/Audiology	0	0	0	0	0	0	16	21	0	37
180799 Health Sciences Administration, Other	0	0	0	0	0	0	3	0	0	3
181101 Nursing, General	0	0	0	0	16	0	0	0	0	16
181103 Maternal/Child Health	0	0	0	0	0	0	0	0	6	6
181104 Medical Surgical	0	0	0	0	0	0	0	0	1	1
181105 Nursing Administration	0	0	0	0	0	0	0	11	0	11
181106 Psychiatric/Mental Health	0	0	0	0	0	0	0	3	0	3
181107 Public Health	0	0	0	0	0	0	0	3	0	3
181401 Pharmacy	0	0	0	0	0	0	7	0	0	7
189999 Health Sciences, Other	<u>0</u>	<u>0</u>	<u>0</u>	<u>3</u>	<u>0</u>	<u>0</u>	<u>0</u>	<u>0</u>	<u>0</u>	<u>3</u>
TOTAL	0	0	0	3	16	0	26	38	7	90



Master's Degrees Conferred, 1987-88  
(Continued)

Six Digit CIP Program Category	Alcorn State	Delta State	Jackson State	MS State Univ.	MS Univ. for Women	MS Valley State	Univ. of Miss.	Univ. of Sou. MS	Univ. MS Med. Ctr.	Total
<u>HOME ECONOMICS</u>										
190101 Home Economics, General	0	0	0	0	0	0	0	6	0	6
190704 Family Relations	0	0	0	0	0	0	0	3	0	3
TOTAL	0	0	0	0	0	0	0	9	0	9
<u>VOCATIONAL HOME ECONOMICS</u>										
200601 Institutional, Home Management, & Supporting Services, General	0	0	0	0	0	0	0	8	0	8
TOTAL	0	0	0	0	0	0	0	8	0	8
<u>LETTERS</u>										
230101 English, General	0	0	5	7	0	0	12	8	0	32
TOTAL	0	0	5	7	0	0	12	8	0	32
<u>LIBRARY AND ARCHIVAL SCIENCES</u>										
250401 Library Science	0	0	0	0	0	0	0	46	0	46
TOTAL	0	0	0	0	0	0	0	46	0	46

Master's Degrees Conferred, 1987-88  
(Continued)

Six Digit CIP Program Category	Alcorn State	Delta State	Jackson State	MS State Univ.	MS Univ. for Women	MS Valley State	Univ. of Miss.	Univ. of Sou. MS	Univ. MS Med. Ctr.	Total
<u>LIFE SCIENCES</u>										
260101 Biology, General	0	0	4	5	0	0	7	3	0	19
260201 Biochemistry and Biophysics	0	0	0	1	0	0	0	0	0	1
260305 Plant Pathology	0	0	0	1	0	0	0	0	0	1
260603 Ecology	0	0	1	0	0	0	0	0	0	1
260609 Nutritional Sciences	0	0	0	5	0	0	0	0	0	5
260702 Entomology	0	0	0	5	0	0	0	0	0	5
260703 Genetics, Human and Animal	0	0	0	1	0	0	0	0	0	1
260706 Physiology, Human and Animal	0	0	0	1	0	0	0	0	0	1
TOTAL	0	0	5	19	0	0	7	3	0	34
<u>MATHEMATICS</u>										
270101 Mathematics, General	0	0	0	3	0	0	3	5	0	11
270501 Statistics	0	0	0	2	0	0	0	0	0	2
TOTAL	0	0	0	5	0	0	3	5	0	13
<u>PARKS AND RECREATION</u>										
310101 Parks and Recreation, General	0	0	0	0	0	0	0	2	0	2
310301 Parks and Recreation Management	0	0	0	0	0	0	3	0	0	3
TOTAL	0	0	0	0	0	0	3	2	0	5



Master's Degrees Conferred, 1987-88  
(Continued)

Six Digit CIP Program Category	Alcorn State	Delta State	Jackson State	MS State Univ.	MS Univ. for Women	MS Valley State	Univ. of Miss.	Univ. of Sou. MS	Univ. MS Med. Ctr.	Total
<u>PHILOSOPHY AND RELIGION</u>										
380101 Philosophy	0	0	0	0	0	0	0	7	0	7
TOTAL	0	0	0	0	0	0	0	7	0	7
<u>PHYSICAL SCIENCES</u>										
400501 Chemistry, General	0	0	2	2	0	0	3	4	0	11
400599 Chemistry, Other	0	0	0	0	0	0	0	2	0	2
400601 Geology	0	0	0	4	0	0	2	10	0	16
400801 Physics, General	0	0	0	1	0	0	4	6	0	11
TOTAL	0	0	2	7	0	0	9	22	0	40
<u>PSYCHOLOGY</u>										
420101 Psychology, General	0	0	0	14	0	0	8	8	0	30
420601 Counseling Psychology	0	0	0	0	0	0	0	18	0	18
TOTAL	0	0	0	14	0	0	8	26	0	48
<u>PROTECTIVE SERVICES</u>										
430103 Criminal Justice Administration	0	0	0	0	0	0	1	0	0	1
430104 Criminal Justice Studies	0	0	0	0	0	0	0	5	0	5
TOTAL	0	0	0	0	0	0	1	5	0	6

Master's Degrees Conferred, 1987-88  
(Continued)

Six Digit CIP Program Category	Alcorn State	Delta State	Jackson State	MS State Univ.	MS Univ. for Women	MS Valley State	Univ. of Miss.	Univ. of Sou. MS	Univ. MS Med. Ctr.	Total
<u>PUBLIC AFFAIRS</u>										
440401 Public Administration	0	0	10	17	0	0	7	0	0	34
440701 Social Work, General	0	0	0	0	0	0	0	42	0	42
TOTAL	0	0	10	17	0	0	7	42	0	76
<u>SOCIAL SCIENCES</u>										
450201 Anthropology	0	0	0	0	0	0	2	3	0	5
450701 Geography	0	0	0	0	0	0	0	4	0	4
450801 History	0	0	1	6	0	0	4	4	0	15
451001 Political Science and Government	0	0	1	9	0	0	1	3	0	14
451101 Sociology	0	0	2	2	0	0	2	0	0	6
TOTAL	0	0	4	17	0	0	9	14	0	44
<u>VISUAL AND PERFORMING ARTS</u>										
500501 Dramatic Arts	0	0	0	0	0	0	3	1	0	4
500703 Art History and Appreciation	0	0	0	0	0	0	2	0	0	2
500901 Music, General	0	0	0	0	0	0	7	7	0	14
TOTAL	0	0	0	0	0	0	12	8	0	20
<u>GRAND TOTAL</u>	53	95	145	501	16	8	307	605	7	1,737



BOARD OF TRUSTEES OF STATE INSTITUTIONS OF HIGHER LEARNING  
STATE OF MISSISSIPPI

DEGREES CONFERRED BY MAJOR FIELDS, 1987-88  
SPECIALIST OR SIXTH YEAR DEGREES

<u>Six Digit CIP Program Category</u>	<u>Delta State</u>	<u>Jackson State</u>	<u>MS State Univ.</u>	<u>Univ. of Miss.</u>	<u>Univ. of Sou. MS</u>	<u>Total</u>
<u>EDUCATION</u>						
130101 Education, General	0	0	16	0	20	36
130401 Education Administration, General	5	2	0	1	0	8
131001 Special Education, General	0	3	0	0	0	3
131101 Student Counseling and Personnel Services	0	1	0	1	0	2
131202 Elementary Education	1	12	0	1	0	14
131205 Secondary Education	1	1	0	0	0	2
131311 Mathematics Education	0	2	0	0	0	2
131315 Reading Education	<u>0</u>	<u>0</u>	<u>0</u>	<u>1</u>	<u>0</u>	<u>1</u>
TOTAL	7	21	16	4	20	68
<u>GRAND TOTAL</u>	7	21	16	4	20	68

BOARD OF TRUSTEES OF STATE INSTITUTIONS OF HIGHER LEARNING  
STATE OF MISSISSIPPI

DEGREES CONFERRED BY MAJOR FIELDS, 1987-88  
DOCTOR'S DEGREES

<u>Six Digit CIP</u> <u>Program Category</u>	<u>Delta</u> <u>State</u>	<u>Jackson</u> <u>State</u>	<u>MS State</u> <u>Univ.</u>	<u>Univ. of</u> <u>Miss.</u>	<u>Univ. of</u> <u>Sou. MS</u>	<u>Univ. MS</u> <u>Med. Ctr.</u>	<u>Total</u>
<u>AGRIBUSINESS AND AGRICULTURAL</u>							
<u>PRODUCTION</u>							
010103 Agricultural Economics	0	0	5	0	0	0	5
020301 Food Sciences, General	0	0	4	0	0	0	4
020402 Agronomy	0	0	12	0	0	0	12
020403 Horticulture Science	0	0	1	0	0	0	1
030401 Forestry Production and Processing, General	0	0	5	0	0	0	5
	_____	_____	_____	_____	_____	_____	_____
TOTAL	0	0	27	0	0	0	27
 <u>BUSINESS AND MANAGEMENT</u>							
060201 Accounting	0	0	0	2	0	0	2
060401 Business Administration and Management, General	0	0	14	5	0	0	19
	_____	_____	_____	_____	_____	_____	_____
TOTAL	0	0	14	7	0	0	21
 <u>COMMUNICATIONS</u>							
090101 Communications, General	0	0	0	0	2	0	2
	_____	_____	_____	_____	_____	_____	_____
TOTAL	0	0	0	0	2	0	2



Doctor's Degrees Conferred, 1987-88  
(Continued)

Six Digit CIP Program Category	Delta State	Jackson State	MS State Univ.	Univ. of Miss.	Univ. of Sou. MS	Univ. MS Med. Ctr.	Total
<u>EDUCATION</u>							
130101 Education, General	6	0	14	26	23	0	69
130801 School Psychology	0	0	7	6	0	0	13
131204 Pre-Elementary Education	0	2	0	0	0	0	2
131314 Physical Education	0	0	0	0	7	0	7
131316 Science Education	<u>0</u>	<u>0</u>	<u>0</u>	<u>0</u>	<u>2</u>	<u>0</u>	<u>2</u>
TOTAL	6	2	21	32	32	0	93
<u>ENGINEERING</u>							
140101 Engineering, General	0	0	2	0	0	0	2
141001 Electrical, Electronics, and Communications Engineering	0	0	1	0	0	0	1
141301 Engineering Science	0	0	0	2	0	0	2
141901 Mechanical Engineering	<u>0</u>	<u>0</u>	<u>1</u>	<u>0</u>	<u>0</u>	<u>0</u>	<u>1</u>
TOTAL	0	0	4	2	0	0	6
<u>HEALTH SCIENCES</u>							
180701 Health Care Administration	<u>0</u>	<u>0</u>	<u>0</u>	<u>3</u>	<u>0</u>	<u>0</u>	<u>3</u>
TOTAL	0	0	0	3	0	0	3

Doctor's Degrees Conferred, 1987-88  
(Continued)

<u>Six Digit CIP Program Category</u>	<u>Delta State</u>	<u>Jackson State</u>	<u>MS State Univ.</u>	<u>Univ. of Miss.</u>	<u>Univ. of Sou. MS</u>	<u>Univ. MS Med. Ctr.</u>	<u>Total</u>
<u>LETTERS</u>							
230101 English, General	0	0	0	4	2	0	6
230301 Comparative Literature	<u>0</u>	<u>0</u>	<u>0</u>	<u>0</u>	<u>1</u>	<u>0</u>	<u>1</u>
TOTAL	0	0	0	4	3	0	7
<u>LIFE SCIENCES</u>							
260101 Biology, General	0	0	5	3	3	0	11
260201 Biochemistry and Biophysics	0	0	0	0	0	2	2
260305 Plant Pathology	0	0	1	0	0	0	1
260306 Plant Pharmacology	0	0	0	1	0	0	1
260501 Microbiology	0	0	0	0	0	1	1
260609 Nutritional Sciences	0	0	1	0	0	0	1
260702 Entomology	0	0	2	0	0	0	2
260705 Pharmacology, Human and Animal	0	0	0	0	0	1	1
260706 Physiology, Human and Animal	<u>0</u>	<u>0</u>	<u>4</u>	<u>0</u>	<u>0</u>	<u>1</u>	<u>5</u>
TOTAL	0	0	13	4	3	5	25
<u>MATHEMATICS</u>							
270101 Mathematics, General	<u>0</u>	<u>0</u>	<u>0</u>	<u>3</u>	<u>0</u>	<u>0</u>	<u>3</u>
TOTAL	0	0	0	3	0	0	3



Doctor's Degrees Conferred, 1987-88  
(Continued)

<u>Six Digit CIP Program Category</u>	<u>Delta State</u>	<u>Jackson State</u>	<u>MS State Univ.</u>	<u>Univ. of Miss.</u>	<u>Univ. of Sou. MS</u>	<u>Univ. MS Med. Ctr.</u>	<u>Total</u>
<u>PHYSICAL SCIENCES</u>							
400501 Chemistry, General	0	0	3	3	1	0	7
400505 Pharmaceutical Chemistry	0	0	0	1	0	0	1
400599 Chemistry, Other	0	0	0	0	3	0	3
400801 Physics, General	<u>0</u>	<u>0</u>	<u>0</u>	<u>2</u>	<u>0</u>	<u>0</u>	<u>2</u>
TOTAL	0	0	3	6	4	0	13
<u>PSYCHOLOGY</u>							
420101 Psychology, General	0	0	0	4	20	0	24
420601 Counseling Psychology	<u>0</u>	<u>0</u>	<u>0</u>	<u>0</u>	<u>7</u>	<u>0</u>	<u>7</u>
TOTAL	0	0	0	4	27	0	31
<u>SOCIAL SCIENCES</u>							
450801 History	0	0	2	0	1	0	3
451001 Political Science and Government	0	0	0	1	0	0	1
451101 Sociology	<u>0</u>	<u>0</u>	<u>4</u>	<u>0</u>	<u>0</u>	<u>0</u>	<u>4</u>
TOTAL	0	0	6	1	1	0	8
<u>VISUAL AND PERFORMING ARTS</u>							
500901 Music, General	<u>0</u>	<u>0</u>	<u>0</u>	<u>1</u>	<u>0</u>	<u>0</u>	<u>1</u>
TOTAL	0	0	0	1	0	0	1

Doctor's Degrees Conferred, 1987-88  
(Continued)

<u>Six Digit CIP Program Category</u>	<u>Delta State</u>	<u>Jackson State</u>	<u>MS State Univ.</u>	<u>Univ. of Miss.</u>	<u>Univ. of Sou. MS</u>	<u>Univ. MS Med. Ctr.</u>	<u>Total</u>
<u>GRAND TOTAL</u>	6	2	88	67	72	5	240



BOARD OF TRUSTEES OF STATE INSTITUTIONS OF HIGHER LEARNING  
STATE OF MISSISSIPPI

ASSOCIATE DEGREES AND CERTIFICATES CONFERRED

BASED ON LESS THAN FOUR YEARS OF WORK BEYOND HIGH SCHOOL, 1987-88

A = ASSOCIATE

C = CERTIFICATE

<u>Six Digit CIP Program Category</u>	<u>Alcorn State</u>	<u>MS Univ. for Women</u>	<u>MS Valley St. Univ.</u>	<u>Univ. of MS Med. Ctr.</u>	<u>Total</u>
<u>ALLIED HEALTH</u>					
170206 Emergency Medical Technology-Paramedic	--	--	--	(C)14	14
170208 Nuclear Medical Technology	--	--	--	(C) 4	4
170209 Radiograph Medical Technology	--	--	--	(C)15	15
170210 Respiratory Therapy Technology	--	--	--	(C)15	15
TOTAL	0	0	0	48	48
<u>HEALTH SCIENCES</u>					
181101 Nursing, General	(A)35	(A)25	--	--	60
TOTAL	35	25	0	0	60
<u>PUBLIC AFFAIRS</u>					
440201 Community Services	--	--	(C) 8	--	8
TOTAL	0	0	8	0	8
<u>GRAND TOTAL</u>	35	25	8	48	116

IV

STUDENT CREDIT HOURS PRODUCED BY LEVEL  
AND BY CIP FIELDS OF STUDY, 1987-88 REGULAR SESSION



BOARD OF TRUSTEES OF STATE INSTITUTIONS OF HIGHER LEARNING  
STATE OF MISSISSIPPI

STUDENT CREDIT HOUR PRODUCTION, ON-CAMPUS AND OFF-CAMPUS,  
REGULAR SESSION, 1987-88

<u>Institution</u>	<u>Lower</u>	<u>Upper</u>	<u>Graduate</u>	<u>Total</u>
<u>ON-CAMPUS</u>				
Alcorn State University	41,243	17,977	2,198	61,418
Delta State University	36,278	34,470	6,891	77,639
Jackson State University	92,135	43,047	10,707	145,889
Mississippi State University	141,662	123,877	22,132	287,671
Mississippi University for Women	24,866	13,167	520	38,553
Mississippi Valley State University	33,022	19,163	202	52,387
University of Mississippi	118,840	84,564	27,387	230,791
University of Southern Mississippi	111,472	110,932	22,093	244,497
TOTAL ON-CAMPUS	599,518	447,197	92,130	1,138,845
<u>DEGREE-GRANTING</u>				
<u>OFF-CAMPUS CENTERS</u>				
MSU - Meridian	0	4,300	2,229	6,529
MSU - Vicksburg Engineering	0	27	664	691
MSU/UM - Jackson Engineering	0	0	227	227
UM - Jackson	0	0	144	144
UM - Tupelo	177	1,301	547	2,025
USM - Gulf Coast	0	12,442	5,281	17,723
USM - Jackson	0	0	90	90
TOTAL DEGREE-GRANTING CENTERS	177	18,070	9,182	27,429
TOTAL EXTENSION CLASSES	72	1,589	1,305	2,966
GRAND TOTAL	599,767	466,856	102,617	1,169,240

BOARD OF TRUSTEES OF STATE INSTITUTIONS OF HIGHER LEARNING  
STATE OF MISSISSIPPI

STUDENT CREDIT HOUR PRODUCTION BY LEVELS AND BY  
FIELDS OF STUDY  
REGULAR SESSION, 1987-88

ALCORN STATE UNIVERSITY

<u>Academic Field - CIP Category</u>	<u>Lower</u>	<u>Upper</u>	<u>Graduate</u>	<u>Total</u>
Agribusiness and Agricultural Production - 01	160	429	106	695
Agricultural Sciences - 02	210	623	122	955
Allied Health - 17	0	0	60	60
Area and Ethnic Studies - 05	975	0	0	975
Business and Management - 06	168	1,896	0	2,064
Business and Office - 07	1,179	930	0	2,109
Communications - 09	102	510	0	612
Computer and Information Sciences - 11	478	500	171	1,149
Construction Trades - 46	0	120	0	120
Education - 13	6,042	2,613	1,383	10,038
Engineering - 14	351	189	0	540
Engineering and Engineering Related Technologies - 15	186	234	30	450
Foreign Languages - 16	750	0	0	750
Health Sciences - 18	906	1,163	0	2,069
Home Economics - 19	218	310	12	540
Industrial Arts - 21	0	93	30	123
Law - 22	0	384	0	384
Letters - 23	7,575	702	12	8,289
Life Sciences - 26	3,175	1,366	103	4,644
Marketing and Distribution - 08	39	324	0	363
Mathematics - 27	5,318	650	39	6,007
Military Sciences - 28	352	358	0	710
Multi/Interdisciplinary Studies - 30	0	0	3	3
Physical Sciences - 40	3,616	388	22	4,026
Precision Production - 48	12	231	0	243
Psychology - 42	1,651	601	66	2,318
Public Affairs - 44	36	45	0	81
Science Technologies - 41	0	4	0	4
Social Sciences - 45	5,752	2,988	39	8,779
Visual and Performing Arts - 50	1,940	192	0	2,132



ALCORN STATE UNIVERSITY

Student Credit Hour Production by Levels and

By Fields of Study

Regular Session, 1987-88

(Continued)

<u>Academic Field - CIP Category</u>	<u>Lower</u>	<u>Upper</u>	<u>Graduate</u>	<u>Total</u>
Vocational Home Economics - 20	52	134	0	186
TOTAL ALL PROGRAMS	41,243	17,977	2,198	61,418

BOARD OF TRUSTEES OF STATE INSTITUTIONS OF HIGHER LEARNING  
STATE OF MISSISSIPPI

STUDENT CREDIT HOUR PRODUCTION BY LEVELS AND BY  
FIELDS OF STUDY  
REGULAR SESSION, 1987-88

DELTA STATE UNIVERSITY

<u>Academic Field - CIP Category</u>	<u>Lower</u>	<u>Upper</u>	<u>Graduate</u>	<u>Total</u>
Architecture and Environmental				
Design - 04	15	129	0	144
Business and Management - 06	7,773	9,685	1,053	18,511
Business and Office - 07	558	1,038	0	1,596
Communications - 09	1,250	393	18	1,661
Computer and Information Sciences - 11	96	60	18	174
Education - 13	2,067	6,725	3,425	12,217
Foreign Languages - 16	771	42	84	897
Health Sciences - 18	52	1,319	104	1,475
Home Economics - 19	39	829	102	970
Law - 22	0	99	30	129
Letters - 23	4,638	1,189	198	6,025
Library and Archival Sciences - 25	0	174	51	225
Life Sciences - 26	1,005	2,177	180	3,362
Marketing and Distribution - 08	63	352	120	535
Mathematics - 27	3,433	1,017	126	4,576
Military Sciences - 28	303	176	154	633
Multi/Interdisciplinary Studies - 30	0	0	21	21
Parks and Recreation - 31	0	39	27	66
Philosophy and Religion - 38	303	45	57	405
Physical Sciences - 40	2,760	855	92	3,707
Protective Services - 43	0	1,053	21	1,074
Psychology - 42	1,860	1,098	67	3,025
Public Affairs - 44	135	495	120	750
Social Sciences - 45	5,409	1,464	318	7,191
Transportation and Material				
Moving - 49	933	1,347	96	2,376
Visual and Performing Arts - 50	2,815	2,670	409	5,894
TOTAL ALL PROGRAMS	36,278	34,470	6,891	77,639



BOARD OF TRUSTEES OF STATE INSTITUTIONS OF HIGHER LEARNING  
STATE OF MISSISSIPPI

STUDENT CREDIT HOUR PRODUCTION BY LEVELS AND BY  
FIELDS OF STUDY  
REGULAR SESSION, 1987-88

JACKSON STATE UNIVERSITY

<u>Academic Field - CIP Category</u>	<u>Lower</u>	<u>Upper</u>	<u>Graduate</u>	<u>Total</u>
Allied Health - 17	0	25	324	349
Area and Ethnic Studies - 05	936	447	75	1,458
Business and Management - 06	6,219	14,988	1,344	22,551
Business and Office - 07	483	2,052	27	2,562
Communications - 09	327	822	15	1,164
Communications Technologies - 10	0	114	0	114
Computer and Information Sciences - 11	5,734	2,094	1,190	9,018
Education - 13	7,655	7,027	4,059	18,741
Engineering and Engineering Related Technologies - 15	1,405	1,257	0	2,662
Foreign Languages - 16	2,385	6	6	2,397
Health Sciences - 18	61	463	0	524
Home Economics - 19	0	552	9	561
Law - 22	0	303	0	303
Letters - 23	17,604	844	376	18,824
Library and Archival Sciences - 25	0	15	21	36
Life Sciences - 26	7,710	858	465	9,033
Mathematics - 27	12,738	1,154	270	14,162
Military Sciences - 28	909	687	0	1,596
Multi/Interdisciplinary Studies - 30	615	0	0	615
Parks and Recreation - 31	42	351	0	393
Philosophy and Religion - 38	0	447	0	447
Physical Sciences - 40	6,529	245	136	6,910
Protective Services - 43	669	1,842	48	2,559
Psychology - 42	3,720	1,779	276	5,775
Public Affairs - 44	426	762	1,083	2,271
Social Sciences - 45	10,917	2,989	792	14,698
Theology - 39	36	0	0	36
Visual and Performing Arts - 50	5,015	924	191	6,130
<b>TOTAL ALL PROGRAMS</b>	<b>92,135</b>	<b>43,047</b>	<b>10,707</b>	<b>145,889</b>



BOARD OF TRUSTEES OF STATE INSTITUTIONS OF HIGHER LEARNING  
STATE OF MISSISSIPPI

STUDENT CREDIT HOUR PRODUCTION BY LEVELS AND BY  
FIELDS OF STUDY  
REGULAR SESSION, 1987-88

MISSISSIPPI STATE UNIVERSITY

<u>Academic Field - CIP Category</u>	<u>Lower</u>	<u>Upper</u>	<u>Graduate</u>	<u>Total</u>
Agribusiness and Agricultural Production - 01	405	1,580	528	2,513
Agricultural Sciences - 02	860	3,972	2,132	6,964
Allied Health - 17	34	156	1	191
Architecture and Environmental Design - 04	2,692	4,854	122	7,668
Business and Management - 06	12,345	30,914	1,890	45,149
Business and Office - 07	2,925	448	358	3,731
Communications - 09	1,161	2,629	15	3,805
Communications Technologies - 10	0	48	0	48
Computer and Information Sciences - 11	2,665	2,816	1,093	6,574
Education - 13	3,822	19,329	5,138	28,289
Engineering - 14	426	22,188	2,294	24,908
Engineering and Engineering Related Technologies - 15	439	1,547	103	2,089
Foreign Languages - 16	6,816	508	276	7,600
Health Sciences - 18	0	12	0	12
Home Economics - 19	629	2,468	63	3,160
Law - 22	2,541	675	6	3,222
Letters - 23	16,557	3,642	402	20,601
Life Sciences - 26	8,585	4,722	1,959	15,266
Marketing and Distribution - 08	0	18	0	18
Mathematics - 27	18,208	3,838	1,484	23,530
Military Sciences - 28	626	531	0	1,157
Philosophy and Religion - 38	1,338	1,688	3	3,029
Physical Sciences - 40	13,690	2,345	943	16,978
Precision Production - 48	1,824	315	0	2,139
Protective Services - 43	0	33	0	33
Psychology - 42	5,442	2,226	615	8,283
Public Affairs - 44	0	379	0	379
Renewable Natural Resources - 03	147	1,530	971	2,648
Social Sciences - 45	27,292	5,290	1,656	34,238



MISSISSIPPI STATE UNIVERSITY  
 Student Credit Hour Production by Levels and  
 By Fields of Study  
 Regular Session, 1987-88  
 (Continued)

<u>Academic Field - CIP Category</u>	<u>Lower</u>	<u>Upper</u>	<u>Graduate</u>	<u>Total</u>
Visual and Performing Arts - 50	10,193	2,158	69	12,420
Vocational Home Economics - 20	0	1,018	11	1,029
TOTAL ALL PROGRAMS	141,662	123,877	22,132	287,671



BOARD OF TRUSTEES OF STATE INSTITUTIONS OF HIGHER LEARNING  
STATE OF MISSISSIPPI

STUDENT CREDIT HOUR PRODUCTION BY LEVELS AND BY  
FIELDS OF STUDY  
REGULAR SESSION, 1987-88

MISSISSIPPI UNIVERSITY FOR WOMEN

<u>Academic Field - CIP Category</u>	<u>Lower</u>	<u>Upper</u>	<u>Graduate</u>	<u>Total</u>
Architecture and Environmental				
Design - 04	0	18	0	18
Business and Management - 06	1,429	2,241	3	3,673
Business and Office - 07	285	129	0	414
Communications - 09	948	485	0	1,433
Computer and Information Sciences - 11	1,710	111	0	1,821
Education - 13	1,464	3,232	93	4,789
Foreign Languages - 16	278	30	0	308
Health Sciences - 18	1,225	1,775	394	3,394
Home Economics - 19	371	965	0	1,336
Law - 22	366	744	0	1,110
Letters - 23	2,982	351	0	3,333
Liberal/General Studies - 24	0	24	0	24
Life Sciences - 26	2,924	369	0	3,293
Mathematics - 27	2,459	231	0	2,690
Military Sciences - 28	14	0	0	14
Multi/Interdisciplinary Studies - 30	237	24	0	261
Philosophy and Religion - 38	240	93	24	357
Physical Sciences - 40	1,810	183	0	1,993
Psychology - 42	810	0	0	810
Public Affairs - 44	0	159	0	159
Social Sciences - 45	3,357	1,119	3	4,479
Visual and Performing Arts - 50	1,957	884	3	2,844
 TOTAL ALL PROGRAMS	 24,866	 13,167	 520	 38,553



BOARD OF TRUSTEES OF STATE INSTITUTIONS OF HIGHER LEARNING  
STATE OF MISSISSIPPI

STUDENT CREDIT HOUR PRODUCTION BY LEVELS AND BY  
FIELDS OF STUDY  
REGULAR SESSION, 1987-88

MISSISSIPPI VALLEY STATE UNIVERSITY

<u>Academic Field - CIP Category</u>	<u>Lower</u>	<u>Upper</u>	<u>Graduate</u>	<u>Total</u>
Basic Skills - 32	1,127	0	0	1,127
Business and Management - 06	1,689	3,568	0	5,257
Business and Office - 07	438	679	0	1,117
Communications - 09	0	81	0	81
Communications Technologies - 10	0	60	0	60
Computer and Information Sciences - 11	1,599	1,545	0	3,144
Education - 13	4,759	2,703	108	7,570
Engineering and Engineering Related Technologies - 15	839	969	72	1,880
Foreign Languages - 16	633	0	0	633
Health Sciences - 18	0	46	22	68
Home Economics - 19	192	447	0	639
Letters - 23	5,958	291	0	6,249
Life Sciences - 26	1,663	1,471	0	3,134
Marketing and Distribution - 08	0	234	0	234
Mathematics - 27	3,463	655	0	4,118
Military Sciences - 28	196	345	0	541
Parks and Recreation - 31	30	330	0	360
Philosophy and Religion - 38	138	0	0	138
Physical Sciences - 40	1,086	296	0	1,382
Protective Services - 43	542	1,179	0	1,721
Psychology - 42	2,019	0	0	2,019
Public Affairs - 44	273	836	0	1,109
Social Sciences - 45	4,253	2,868	0	7,121
Visual and Performing Arts - 50	2,124	560	0	2,684
Unclassified - 00	1	0	0	1
TOTAL ALL PROGRAMS	33,022	19,163	202	52,387



BOARD OF TRUSTEES OF STATE INSTITUTIONS OF HIGHER LEARNING  
STATE OF MISSISSIPPI

STUDENT CREDIT HOUR PRODUCTION BY LEVELS AND BY  
FIELDS OF STUDY  
REGULAR SESSION, 1987-88

UNIVERSITY OF MISSISSIPPI

<u>Academic Field - CIP Category</u>	<u>Lower</u>	<u>Upper</u>	<u>Graduate</u>	<u>Total</u>
Architecture and Environmental Design - 04	54	295	0	349
Basic Skills - 32	843	0	0	843
Business and Management - 06	11,343	26,575	2,275	40,193
Business and Office - 07	4,445	311	0	4,756
Communications - 09	822	2,652	212	3,686
Communications Technologies - 10	9	0	0	9
Computer and Information Sciences - 11	1,894	876	392	3,162
Education - 13	4,490	8,679	2,715	15,884
Engineering - 14	257	4,239	941	5,437
Foreign Languages - 16	6,914	363	177	7,454
Health Sciences - 18	342	5,133	651	6,126
Home Economics - 19	684	3,724	69	4,477
Law - 22	0	0	13,337	13,337
Letters - 23	18,542	4,124	820	23,486
Life Sciences - 26	7,909	6,568	720	15,197
Marketing and Distribution - 08	0	1,527	83	1,610
Mathematics - 27	12,420	981	372	13,773
Military Sciences - 28	1,357	768	0	2,125
Parks and Recreation - 31	805	339	255	1,399
Personal Awareness - 37	745	301	0	1,046
Philosophy and Religion - 38	1,758	399	76	2,233
Physical Sciences - 40	13,642	1,982	887	16,511
Protective Services - 43	654	1,122	33	1,809
Psychology - 42	5,208	2,700	1,437	9,345
Public Affairs - 44	61	1,855	150	2,066
Social Sciences - 45	14,988	4,498	887	20,373
Visual and Performing Arts - 50	8,654	4,374	898	13,926
Vocational Home Economics - 20	0	179	0	179
<b>TOTAL ALL PROGRAMS</b>	<b>118,840</b>	<b>84,564</b>	<b>27,387</b>	<b>230,791</b>



BOARD OF TRUSTEES OF STATE INSTITUTIONS OF HIGHER LEARNING  
STATE OF MISSISSIPPI

STUDENT CREDIT HOUR PRODUCTION BY LEVELS AND BY  
FIELDS OF STUDY  
REGULAR SESSION, 1987-88

UNIVERSITY OF SOUTHERN MISSISSIPPI

<u>Academic Field - CIP Category</u>	<u>Lower</u>	<u>Upper</u>	<u>Graduate</u>	<u>Total</u>
Agricultural Sciences - 02	0	6	12	18
Allied Health - 17	38	917	53	1,008
Architecture and Environmental Design - 04	373	801	54	1,228
Area and Ethnic Studies - 05	0	45	0	45
Basic Skills - 32	103	0	0	103
Business and Management - 06	10,881	26,614	1,385	38,880
Business and Office - 07	920	549	3	1,472
Communications - 09	903	4,328	619	5,850
Communications Technologies - 10	1,280	554	0	1,834
Computer and Information Sciences - 11	3,165	5,223	532	8,920
Consumer, Personal and Miscellaneous Services - 12	0	0	12	12
Education - 13	3,583	16,190	4,350	24,123
Engineering - 14	24	146	53	223
Engineering and Engineering Related Technologies - 15	2,402	4,468	217	7,087
Foreign Languages - 16	2,405	451	0	2,856
Health Sciences - 18	352	9,184	1,512	11,048
Home Economics - 19	2,987	2,425	326	5,738
Law - 22	0	486	0	486
Letters - 23	14,556	5,850	772	21,178
Library and Archival Sciences - 25	12	199	652	863
Life Sciences - 26	7,289	2,062	896	10,247
Marketing and Distribution - 08	0	1,005	24	1,029
Mathematics - 27	11,055	3,129	375	14,559
Military Sciences - 28	1,106	1,420	0	2,526
Multi/Interdisciplinary Studies - 30	561	802	0	1,363
Parks and Recreation - 31	647	1,071	156	1,874
Personal Awareness - 37	275	0	0	275
Philosophy and Religion - 38	2,325	270	97	2,692
Physical Sciences - 40	9,999	2,637	2,029	14,665



UNIVERSITY OF SOUTHERN MISSISSIPPI  
 Student Credit Hour Production by Levels and  
 By Fields of Study  
 Regular Session, 1987-88  
 (Continued)

<u>Academic Field - CIP Category</u>	<u>Lower</u>	<u>Upper</u>	<u>Graduate</u>	<u>Total</u>
Protective Services - 43	459	3,222	195	3,876
Psychology - 42	4,893	6,063	4,053	15,009
Public Affairs - 44	189	621	1,911	2,721
Social Sciences - 45	19,178	4,028	693	23,899
Visual and Performing Arts - 50	8,735	4,642	916	14,293
Vocational Home Economics - 20	423	1,470	168	2,061
Unclassified -	354	54	28	436
 TOTAL ALL PROGRAMS	 111,472	 110,932	 22,093	 244,497



BOARD OF TRUSTEES OF STATE INSTITUTIONS OF HIGHER LEARNING  
STATE OF MISSISSIPPI

STUDENT CREDIT HOUR PRODUCTION BY LEVELS AND BY  
FIELDS OF STUDY  
REGULAR SESSION, 1987-88  
DEGREE-GRANTING OFF-CAMPUS CENTER

MSU - MERIDIAN

<u>Academic Field - CIP Category</u>	<u>Lower</u>	<u>Upper</u>	<u>Graduate</u>	<u>Total</u>
Agricultural Sciences - 02	0	12	0	12
Architecture and Environmental Design - 04	0	21	0	21
Business and Management - 06	0	1,458	300	1,758
Business and Office - 07	0	573	54	627
Education - 13	0	1,085	1,668	2,753
Foreign Languages - 16	0	102	0	102
Law - 22	0	72	0	72
Letters - 23	0	87	39	126
Life Sciences - 26	0	12	12	24
Mathematics - 27	0	15	33	48
Psychology - 42	0	57	18	75
Public Affairs - 44	0	497	15	512
Social Sciences - 45	0	252	90	342
Visual and Performing Arts - 50	0	54	0	54
Vocational Home Economics - 20	0	3	0	3
 TOTAL ALL PROGRAMS	 0	 4,300	 2,229	 6,529



BOARD OF TRUSTEES OF STATE INSTITUTIONS OF HIGHER LEARNING  
STATE OF MISSISSIPPI

STUDENT CREDIT HOUR PRODUCTION BY LEVELS AND BY  
FIELDS OF STUDY  
REGULAR SESSION, 1987-88  
DEGREE-GRANTING OFF-CAMPUS CENTER

MSU - VICKSBURG ENGINEERING

<u>Academic Field - CIP Category</u>	<u>Lower</u>	<u>Upper</u>	<u>Graduate</u>	<u>Total</u>
Computer and Information Sciences - 11	0	3	129	132
Engineering - 14	0	24	535	559
TOTAL ALL PROGRAMS	0	27	664	691



BOARD OF TRUSTEES OF STATE INSTITUTIONS OF HIGHER LEARNING  
STATE OF MISSISSIPPI

STUDENT CREDIT HOUR PRODUCTION BY LEVELS AND BY  
FIELDS OF STUDY  
REGULAR SESSION, 1987-88  
DEGREE-GRANTING OFF-CAMPUS CENTER

MSU/UM - JACKSON ENGINEERING

<u>Academic Field - CIP Category</u>	<u>Lower</u>	<u>Upper</u>	<u>Graduate</u>	<u>Total</u>
Engineering - 14	0	0	212	212
Mathematics - 27	0	0	15	15
TOTAL ALL PROGRAMS	0	0	227	227



BOARD OF TRUSTEES OF STATE INSTITUTIONS OF HIGHER LEARNING  
STATE OF MISSISSIPPISTUDENT CREDIT HOUR PRODUCTION BY LEVELS AND BY  
FIELDS OF STUDY  
REGULAR SESSION, 1987-88  
DEGREE-GRANTING OFF-CAMPUS CENTERUM - JACKSON

<u>Academic Field - CIP Category</u>	<u>Lower</u>	<u>Upper</u>	<u>Graduate</u>	<u>Total</u>
Education - 13	0	0	144	144
TOTAL ALL PROGRAMS	0	0	144	144



BOARD OF TRUSTEES OF STATE INSTITUTIONS OF HIGHER LEARNING  
STATE OF MISSISSIPPI

STUDENT CREDIT HOUR PRODUCTION BY LEVELS AND BY  
FIELDS OF STUDY  
REGULAR SESSION, 1987-88  
DEGREE-GRANTING OFF-CAMPUS CENTER

UM - TUPELO

<u>Academic Field - CIP Category</u>	<u>Lower</u>	<u>Upper</u>	<u>Graduate</u>	<u>Total</u>
Business and Management - 06	0	750	90	840
Education - 13	0	401	406	807
Law - 22	177	9	0	186
Letters - 23	0	42	27	69
Public Affairs - 44	0	42	0	42
Social Sciences - 45	0	57	24	81
TOTAL ALL PROGRAMS	177	1,301	547	2,025



BOARD OF TRUSTEES OF STATE INSTITUTIONS OF HIGHER LEARNING  
STATE OF MISSISSIPPI

STUDENT CREDIT HOUR PRODUCTION BY LEVELS AND BY  
FIELDS OF STUDY  
REGULAR SESSION, 1987-88  
DEGREE-GRANTING OFF-CAMPUS CENTER

USM - GULF COAST

<u>Academic Field - CIP Category</u>	<u>Lower</u>	<u>Upper</u>	<u>Graduate</u>	<u>Total</u>
Business and Management - 06	0	4,864	1,584	6,448
Communications - 09	0	45	0	45
Computer and Information Sciences - 11	0	1,092	1,047	2,139
Education - 13	0	2,271	1,635	3,906
Engineering - 14	0	4	22	26
Engineering and Engineering Related Technologies - 15	0	514	32	546
Law - 22	0	111	0	111
Letters - 23	0	669	33	702
Library and Archival Sciences - 25	0	6	42	48
Life Sciences - 26	0	168	27	195
Marketing and Distribution - 08	0	42	0	42
Mathematics - 27	0	501	360	861
Physical Sciences - 40	0	24	0	24
Protective Services - 43	0	565	163	728
Psychology - 42	0	921	51	972
Social Sciences - 45	0	492	216	708
Visual and Performing Arts - 50	0	153	0	153
Unclassified -	0	0	69	69
TOTAL ALL PROGRAMS	0	12,442	5,281	17,723



BOARD OF TRUSTEES OF STATE INSTITUTIONS OF HIGHER LEARNING  
STATE OF MISSISSIPPI

STUDENT CREDIT HOUR PRODUCTION BY LEVELS AND BY  
FIELDS OF STUDY  
REGULAR SESSION, 1987-88  
DEGREE-GRANTING OFF-CAMPUS CENTER

USM - JACKSON

<u>Academic Field - CIP Category</u>	<u>Lower</u>	<u>Upper</u>	<u>Graduate</u>	<u>Total</u>
Education - 13	0	0	15	15
Library and Archival Sciences - 25	0	0	24	24
Public Affairs - 44	0	0	51	51
TOTAL ALL PROGRAMS	0	0	90	90



BOARD OF TRUSTEES OF STATE INSTITUTIONS OF HIGHER LEARNING  
STATE OF MISSISSIPPISTUDENT CREDIT HOUR PRODUCTION BY LEVELS AND BY  
FIELDS OF STUDY  
REGULAR SESSION, 1987-88DSU - EXTENSION

<u>Academic Field - CIP Category</u>	<u>Lower</u>	<u>Upper</u>	<u>Graduate</u>	<u>Total</u>
Business and Management - 06	0	30	93	123
Education - 13	0	0	0	0
TOTAL ALL PROGRAMS	0	30	93	123



BOARD OF TRUSTEES OF STATE INSTITUTIONS OF HIGHER LEARNING  
STATE OF MISSISSIPPI

STUDENT CREDIT HOUR PRODUCTION BY LEVELS AND BY  
FIELDS OF STUDY  
REGULAR SESSION, 1987-88

JSU - EXTENSION

<u>Academic Field - CIP Category</u>	<u>Lower</u>	<u>Upper</u>	<u>Graduate</u>	<u>Total</u>
Business and Management - 06	0	48	0	48
Computer and Information Sciences - 11	0	0	9	9
Education - 13	0	150	210	360
Engineering and Engineering Related Technologies - 15	0	60	0	60
Letters - 23	39	0	0	39
Psychology - 42	0	33	0	33
TOTAL ALL PROGRAMS	39	291	219	549



BOARD OF TRUSTEES OF STATE INSTITUTIONS OF HIGHER LEARNING  
STATE OF MISSISSIPPISTUDENT CREDIT HOUR PRODUCTION BY LEVELS AND BY  
FIELDS OF STUDY  
REGULAR SESSION, 1987-88MSU - EXTENSION

<u>Academic Field - CIP Category</u>	<u>Lower</u>	<u>Upper</u>	<u>Graduate</u>	<u>Total</u>
Agricultural Sciences - 02	0	12	33	45
Business and Management - 06	0	54	147	201
Education - 13	0	216	312	528
Engineering - 14	0	0	123	123
Social Sciences - 45	0	0	45	45
Visual and Performing Arts - 50	0	30	6	36
TOTAL ALL PROGRAMS	0	312	666	978



BOARD OF TRUSTEES OF STATE INSTITUTIONS OF HIGHER LEARNING  
STATE OF MISSISSIPPI

STUDENT CREDIT HOUR PRODUCTION BY LEVELS AND BY  
FIELDS OF STUDY  
REGULAR SESSION, 1987-88

MUW - EXTENSION

<u>Academic Field - CIP Category</u>	<u>Lower</u>	<u>Upper</u>	<u>Graduate</u>	<u>Total</u>
Business and Management - 06	0	279	0	279
Communications - 09	0	18	0	18
Education - 13	0	27	0	27
Health Sciences - 18	0	353	0	353
Life Sciences - 26	0	87	0	87
Social Sciences - 45	0	36	0	36
TOTAL ALL PROGRAMS	0	800	0	800



BOARD OF TRUSTEES OF STATE INSTITUTIONS OF HIGHER LEARNING  
STATE OF MISSISSIPPI

STUDENT CREDIT HOUR PRODUCTION BY LEVELS AND BY  
FIELDS OF STUDY  
REGULAR SESSION, 1987-88

USM - EXTENSION

<u>Academic Field - CIP Category</u>	<u>Lower</u>	<u>Upper</u>	<u>Graduate</u>	<u>Total</u>
Business and Office - 07	0	0	21	21
Education - 13	0	108	147	255
Letters - 23	33	3	0	36
Protective Services - 43	0	18	0	18
Psychology - 42	0	24	0	24
Public Affairs - 44	0	0	159	159
Vocational Home Economics - 20	0	3	0	3
TOTAL ALL PROGRAMS	33	156	327	516



V

STUDENT CREDIT HOURS PRODUCED  
BY LEVEL AND BY FIELDS OF STUDY  
SUMMER SESSION, 1987



BOARD OF TRUSTEES OF STATE INSTITUTIONS OF HIGHER LEARNING  
STATE OF MISSISSIPPI

STUDENT CREDIT HOUR PRODUCTION, ON-CAMPUS AND OFF-CAMPUS,  
SUMMER SESSION, 1987

<u>Institution</u>	<u>Lower</u>	<u>Upper</u>	<u>Graduate</u>	<u>Total</u>
<u>ON-CAMPUS</u>				
Alcorn State University	5,621	3,035	1,918	10,574
Delta State University	4,283	4,323	2,595	11,201
Jackson State University	8,441	5,797	3,580	17,818
Mississippi State University	11,334	14,494	7,622	33,450
Mississippi University for Women	3,322	1,505	290	5,117
Mississippi Valley State University	2,341	1,370	51	3,762
University of Mississippi	9,821	10,493	6,243	26,557
University of Southern Mississippi	<u>11,678</u>	<u>21,992</u>	<u>13,253</u>	<u>46,923</u>
TOTAL ON-CAMPUS	56,841	63,009	35,552	155,402
<u>DEGREE-GRANTING</u>				
<u>OFF-CAMPUS CENTERS</u>				
MSU - Meridian	0	1,331	1,054	2,385
MSU - Vicksburg Engineering	0	0	214	214
MSU/UM - Jackson Engineering	0	0	48	48
UM - Jackson	0	0	54	54
UM - Tupelo	0	531	225	756
USM - Gulf Coast	<u>0</u>	<u>4,090</u>	<u>2,441</u>	<u>6,531</u>
TOTAL DEGREE-GRANTING CENTERS	0	5,952	4,036	9,988
<u>RESIDENT CENTERS</u>				
UM - Southaven	<u>0</u>	<u>0</u>	<u>90</u>	<u>90</u>
TOTAL RESIDENT CENTERS	0	0	90	90
TOTAL EXTENSION CLASSES	<u>60</u>	<u>457</u>	<u>990</u>	<u>1,507</u>
GRAND TOTAL	56,901	69,418	40,668	166,987



BOARD OF TRUSTEES OF STATE INSTITUTIONS OF HIGHER LEARNING  
STATE OF MISSISSIPPI

STUDENT CREDIT HOUR PRODUCTION BY LEVELS AND BY  
FIELDS OF STUDY  
SUMMER SESSION, 1987

ALCORN STATE UNIVERSITY

<u>Academic Field - CIP Category</u>	<u>Lower</u>	<u>Upper</u>	<u>Graduate</u>	<u>Total</u>
Agribusiness and Agricultural Production - 01	0	66	39	105
Agricultural Sciences - 02	21	30	42	93
Allied Health - 17	0	0	9	9
Area and Ethnic Studies - 05	258	0	0	258
Business and Management - 06	96	345	0	441
Business and Office - 07	381	252	0	633
Communications - 09	9	54	0	63
Computer and Information Sciences - 11	81	0	66	147
Construction Trades - 46	0	42	0	42
Education - 13	596	666	1,452	2,714
Engineering - 14	33	57	0	90
Engineering and Engineering Related Technologies - 15	54	39	0	93
Foreign Languages - 16	243	0	0	243
Health Sciences - 18	0	120	0	120
Health-Related Activities - 34	0	0	3	3
Home Economics - 19	0	27	0	27
Industrial Arts - 21	0	0	6	6
Law - 22	0	111	0	111
Letters - 23	1,092	214	33	1,339
Life Sciences - 26	477	249	90	816
Marketing and Distribution - 08	18	42	0	60
Mathematics - 27	1,008	177	33	1,218
Mechanics and Repairers - 47	0	21	0	21
Multi/Interdisciplinary Studies - 30	0	0	15	15
Physical Sciences - 40	465	40	22	527
Precision Production - 48	0	18	0	18
Psychology - 42	192	111	108	411
Social Sciences - 45	531	306	0	837
Visual and Performing Arts - 50	66	12	0	78



ALCORN STATE UNIVERSITY  
 Student Credit Hour Production by Levels and  
 By Fields of Study  
 Summer Session, 1987  
 (Continued)

<u>Academic Field - CIP Category</u>	<u>Lower</u>	<u>Upper</u>	<u>Graduate</u>	<u>Total</u>
Vocational Home Economics - 20	0	36	0	36
TOTAL ALL PROGRAMS	5,621	3,035	1,918	10,574



BOARD OF TRUSTEES OF STATE INSTITUTIONS OF HIGHER LEARNING  
STATE OF MISSISSIPPI

STUDENT CREDIT HOUR PRODUCTION BY LEVELS AND BY  
FIELDS OF STUDY  
SUMMER SESSION, 1987

DELTA STATE UNIVERSITY

<u>Academic Field - CIP Category</u>	<u>Lower</u>	<u>Upper</u>	<u>Graduate</u>	<u>Total</u>
Architecture and Environmental				
Design - 04	0	24	6	30
Business and Management - 06	888	1,548	132	2,568
Business and Office - 07	0	66	0	66
Communications - 09	264	0	0	264
Education - 13	218	960	2,049	3,227
Foreign Languages - 16	120	15	15	150
Health Sciences - 18	4	12	12	28
Home Economics - 19	0	18	6	24
Letters - 23	570	234	57	861
Library and Archival Sciences - 25	0	3	3	6
Life Sciences - 26	153	277	75	505
Marketing and Distribution - 08	24	33	0	57
Mathematics - 27	603	87	57	747
Philosophy and Religion - 38	75	0	0	75
Physical Sciences - 40	417	260	17	694
Protective Services - 43	0	135	0	135
Psychology - 42	102	144	6	252
Public Affairs - 44	0	18	3	21
Social Sciences - 45	600	354	66	1,020
Transportation and Material				
Moving - 49	108	51	12	171
Visual and Performing Arts - 50	137	84	79	300
TOTAL ALL PROGRAMS	4,283	4,323	2,595	11,201



BOARD OF TRUSTEES OF STATE INSTITUTIONS OF HIGHER LEARNING  
STATE OF MISSISSIPPI

STUDENT CREDIT HOUR PRODUCTION BY LEVELS AND BY  
FIELDS OF STUDY  
SUMMER SESSION, 1987

JACKSON STATE UNIVERSITY

<u>Academic Field - CIP Category</u>	<u>Lower</u>	<u>Upper</u>	<u>Graduate</u>	<u>Total</u>
Allied Health - 17	0	15	132	147
Area and Ethnic Studies - 05	48	57	21	126
Business and Management - 06	672	1,962	210	2,844
Business and Office - 07	162	189	0	351
Communications - 09	0	156	4	160
Communications Technologies - 10	0	15	0	15
Computer and Information Sciences - 11	474	228	191	893
Education - 13	394	1,680	2,068	4,142
Engineering and Engineering Related Technologies - 15	63	193	0	256
Foreign Languages - 16	210	0	21	231
Home Economics - 19	0	60	0	60
Letters - 23	1,851	78	168	2,097
Life Sciences - 26	609	83	117	809
Mathematics - 27	1,679	195	6	1,880
Military Sciences - 28	0	53	0	53
Physical Sciences - 40	967	5	30	1,002
Protective Services - 43	63	393	48	504
Psychology - 42	249	125	120	494
Public Affairs - 44	60	3	198	261
Social Sciences - 45	561	262	207	1,030
Visual and Performing Arts - 50	379	45	39	463
TOTAL ALL PROGRAMS	8,441	5,797	3,580	17,818



BOARD OF TRUSTEES OF STATE INSTITUTIONS OF HIGHER LEARNING  
STATE OF MISSISSIPPI

STUDENT CREDIT HOUR PRODUCTION BY LEVELS AND BY  
FIELDS OF STUDY  
SUMMER SESSION, 1987

MISSISSIPPI STATE UNIVERSITY

<u>Academic Field - CIP Category</u>	<u>Lower</u>	<u>Upper</u>	<u>Graduate</u>	<u>Total</u>
Agribusiness and Agricultural Production - 01	0	6	99	105
Agricultural Sciences - 02	0	101	333	434
Allied Health - 17	0	12	1	13
Architecture and Environmental Design - 04	313	120	15	448
Business and Management - 06	1,650	3,886	684	6,220
Business and Office - 07	294	60	31	385
Communications - 09	66	348	15	429
Computer and Information Sciences - 11	279	435	624	1,338
Education - 13	192	2,914	3,341	6,447
Engineering - 14	0	2,657	293	2,950
Engineering and Engineering Related Technologies - 15	30	247	3	280
Foreign Languages - 16	1,022	69	39	1,130
Health Sciences - 18	0	12	3	15
Home Economics - 19	0	175	48	223
Law - 22	135	66	0	201
Letters - 23	1,467	628	93	2,188
Life Sciences - 26	326	162	342	830
Mathematics - 27	1,680	867	301	2,848
Philosophy and Religion - 38	213	45	0	258
Physical Sciences - 40	954	341	308	1,603
Protective Services - 43	0	30	0	30
Psychology - 42	246	129	84	459
Public Affairs - 44	0	72	0	72
Renewable Natural Resources - 03	0	243	280	523
Social Sciences - 45	1,677	565	596	2,838
Visual and Performing Arts - 50	790	259	11	1,060



MISSISSIPPI STATE UNIVERSITY

Student Credit Hour Production by Levels and

By Fields of Study

Summer Session, 1987

(Continued)

<u>Academic Field - CIP Category</u>	<u>Lower</u>	<u>Upper</u>	<u>Graduate</u>	<u>Total</u>
Vocational Home Economics - 20	0	45	78	123
TOTAL ALL PROGRAMS	11,334	14,494	7,622	33,450



BOARD OF TRUSTEES OF STATE INSTITUTIONS OF HIGHER LEARNING  
STATE OF MISSISSIPPI

STUDENT CREDIT HOUR PRODUCTION BY LEVELS AND BY  
FIELDS OF STUDY  
SUMMER SESSION, 1987

MISSISSIPPI UNIVERSITY FOR WOMEN

<u>Academic Field - CIP Category</u>	<u>Lower</u>	<u>Upper</u>	<u>Graduate</u>	<u>Total</u>
Business and Management - 06	156	420	6	582
Business and Office - 07	0	30	0	30
Communications - 09	132	32	0	164
Computer and Information Sciences - 11	264	0	0	264
Education - 13	101	456	138	695
Health Sciences - 18	133	72	146	351
Home Economics - 19	0	111	0	111
Law - 22	75	252	0	327
Letters - 23	306	0	0	306
Life Sciences - 26	346	36	0	382
Mathematics - 27	596	6	0	602
Multi/Interdisciplinary Studies - 30	489	3	0	492
Philosophy and Religion - 38	51	0	0	51
Physical Sciences - 40	268	0	0	268
Psychology - 42	111	0	0	111
Social Sciences - 45	261	72	0	333
Visual and Performing Arts - 50	33	15	0	48
TOTAL ALL PROGRAMS	3,322	1,505	290	5,117



BOARD OF TRUSTEES OF STATE INSTITUTIONS OF HIGHER LEARNING  
STATE OF MISSISSIPPI

STUDENT CREDIT HOUR PRODUCTION BY LEVELS AND BY  
FIELDS OF STUDY  
SUMMER SESSION, 1987

MISSISSIPPI VALLEY STATE UNIVERSITY

<u>Academic Field - CIP Category</u>	<u>Lower</u>	<u>Upper</u>	<u>Graduate</u>	<u>Total</u>
Basic Skills - 32	63	0	0	63
Business and Management - 06	120	357	0	477
Business and Office - 07	42	0	0	42
Computer and Information Sciences - 11	111	189	0	300
Education - 13	250	367	51	668
Engineering and Engineering Related Technologies - 15	33	99	0	132
Foreign Languages - 16	21	0	0	21
Letters - 23	540	0	0	540
Life Sciences - 26	72	64	0	136
Mathematics - 27	423	6	0	429
Parks and Recreation - 31	30	0	0	30
Philosophy and Religion - 38	33	0	0	33
Physical Sciences - 40	150	0	0	150
Protective Services - 43	21	111	0	132
Psychology - 42	120	0	0	120
Public Affairs - 44	15	36	0	51
Social Sciences - 45	264	141	0	405
Visual and Performing Arts - 50	33	0	0	33
TOTAL ALL PROGRAMS	2,341	1,370	51	3,762



UNIVERSITY OF SOUTHERN MISSISSIPPI  
Student Credit Hour Production by Levels and  
By Fields of Study  
Summer Session, 1987  
(Continued)

<u>Academic Field - CIP Category</u>	<u>Lower</u>	<u>Upper</u>	<u>Graduate</u>	<u>Total</u>
Vocational Home Economics - 20	57	350	27	434
TOTAL ALL PROGRAMS	11,678	21,992	13,253	46,923



BOARD OF TRUSTEES OF STATE INSTITUTIONS OF HIGHER LEARNING  
STATE OF MISSISSIPPI

STUDENT CREDIT HOUR PRODUCTION BY LEVELS AND BY  
FIELDS OF STUDY  
SUMMER SESSION, 1987

MSU - MERIDIAN  
DEGREE-GRANTING OFF-CAMPUS CENTER

<u>Academic Field - CIP Category</u>	<u>Lower</u>	<u>Upper</u>	<u>Graduate</u>	<u>Total</u>
Business and Management - 06	0	426	96	522
Business and Office - 07	0	81	45	126
Education - 13	0	423	790	1,213
Foreign Languages - 16	0	42	0	42
Letters - 23	0	42	18	60
Mathematics - 27	0	27	15	42
Philosophy and Religion - 38	0	15	6	21
Psychology - 42	0	45	12	57
Public Affairs - 44	0	122	0	122
Social Sciences - 45	0	72	72	144
Visual and Performing Arts - 50	0	36	0	36
TOTAL ALL PROGRAMS	0	1,331	1,054	2,385



BOARD OF TRUSTEES OF STATE INSTITUTIONS OF HIGHER LEARNING  
STATE OF MISSISSIPPISTUDENT CREDIT HOUR PRODUCTION BY LEVELS AND BY  
FIELDS OF STUDY  
SUMMER SESSION, 1987MSU - VICKSBURG ENGINEERING  
DEGREE-GRANTING OFF-CAMPUS CENTER

<u>Academic Field - CIP Category</u>	<u>Lower</u>	<u>Upper</u>	<u>Graduate</u>	<u>Total</u>
Computer and Information Sciences - 11	0	0	93	93
Engineering - 14	0	0	121	121
TOTAL ALL PROGRAMS	0	0	214	214

BOARD OF TRUSTEES OF STATE INSTITUTIONS OF HIGHER LEARNING  
STATE OF MISSISSIPPI

STUDENT CREDIT HOUR PRODUCTION BY LEVELS AND BY  
FIELDS OF STUDY  
SUMMER SESSION, 1987

MSU/UM - JACKSON ENGINEERING  
DEGREE-GRANTING OFF-CAMPUS CENTER

<u>Academic Field - CIP Category</u>	<u>Lower</u>	<u>Upper</u>	<u>Graduate</u>	<u>Total</u>
Engineering - 14	0	0	48	48
TOTAL ALL PROGRAMS	0	0	48	48



BOARD OF TRUSTEES OF STATE INSTITUTIONS OF HIGHER LEARNING  
STATE OF MISSISSIPPISTUDENT CREDIT HOUR PRODUCTION BY LEVELS AND BY  
FIELDS OF STUDY  
SUMMER SESSION, 1987UM - JACKSON  
DEGREE-GRANTING OFF-CAMPUS CENTER

<u>Academic Field - CIP Category</u>	<u>Lower</u>	<u>Upper</u>	<u>Graduate</u>	<u>Total</u>
Education - 13	0	0	54	54
TOTAL ALL PROGRAMS	0	0	54	54



BOARD OF TRUSTEES OF STATE INSTITUTIONS OF HIGHER LEARNING  
STATE OF MISSISSIPPI

STUDENT CREDIT HOUR PRODUCTION BY LEVELS AND BY  
FIELDS OF STUDY  
SUMMER SESSION, 1987

UM - TUPELO  
DEGREE-GRANTING OFF-CAMPUS CENTER

<u>Academic Field - CIP Category</u>	<u>Lower</u>	<u>Upper</u>	<u>Graduate</u>	<u>Total</u>
Business and Management - 06	0	399	30	429
Communications - 09	0	15	0	15
Education - 13	0	78	180	258
Social Sciences - 45	0	30	12	42
Visual and Performing Arts - 50	0	9	3	12
TOTAL ALL PROGRAMS	0	531	225	756



BOARD OF TRUSTEES OF STATE INSTITUTIONS OF HIGHER LEARNING  
STATE OF MISSISSIPPI

STUDENT CREDIT HOUR PRODUCTION BY LEVELS AND BY  
FIELDS OF STUDY  
SUMMER SESSION, 1987

USM - GULF COAST  
DEGREE-GRANTING OFF-CAMPUS CENTER

<u>Academic Field - CIP Category</u>	<u>Lower</u>	<u>Upper</u>	<u>Graduate</u>	<u>Total</u>
Business and Management - 06	0	1,389	423	1,812
Computer and Information Sciences - 11	0	365	390	755
Education - 13	0	1,087	1,401	2,488
Engineering and Engineering Related Technologies - 15	0	135	0	135
Letters - 23	0	315	33	348
Library and Archival Sciences - 25	0	3	0	3
Marketing and Distribution - 08	0	27	0	27
Mathematics - 27	0	147	84	231
Physical Sciences - 40	0	36	12	48
Protective Services - 43	0	90	33	123
Psychology - 42	0	286	24	310
Social Sciences - 45	0	210	41	251
TOTAL ALL PROGRAMS	0	4,090	2,441	6,531

BOARD OF TRUSTEES OF STATE INSTITUTIONS OF HIGHER LEARNING  
STATE OF MISSISSIPPI

STUDENT CREDIT HOUR PRODUCTION BY LEVELS AND BY  
FIELDS OF STUDY  
SUMMER SESSION, 1987

UM - SOUTHAVEN  
RESIDENT CENTER

<u>Academic Field - CIP Category</u>	<u>Lower</u>	<u>Upper</u>	<u>Graduate</u>	<u>Total</u>
Education - 13	0	0	90	90
TOTAL ALL PROGRAMS	0	0	90	90



BOARD OF TRUSTEES OF STATE INSTITUTIONS OF HIGHER LEARNING  
STATE OF MISSISSIPPISTUDENT CREDIT HOUR PRODUCTION BY LEVELS AND BY  
FIELDS OF STUDY  
SUMMER SESSION, 1987JSU - EXTENSION

<u>Academic Field - CIP Category</u>	<u>Lower</u>	<u>Upper</u>	<u>Graduate</u>	<u>Total</u>
Computer and Information Sciences - 11	0	6	27	33
Education - 13	0	0	81	81
Letters - 23	0	0	21	21
Psychology - 42	0	0	39	39
Public Affairs - 44	0	0	24	24
TOTAL ALL PROGRAMS	0	6	192	198

BOARD OF TRUSTEES OF STATE INSTITUTIONS OF HIGHER LEARNING  
STATE OF MISSISSIPPI

STUDENT CREDIT HOUR PRODUCTION BY LEVELS AND BY  
FIELDS OF STUDY  
SUMMER SESSION, 1987

MSU - EXTENSION

<u>Academic Field - CIP Category</u>	<u>Lower</u>	<u>Upper</u>	<u>Graduate</u>	<u>Total</u>
Business and Management - 06	0	27	0	27
Education - 13	0	75	240	315
Social Sciences - 45	0	0	120	120
TOTAL ALL PROGRAMS	0	102	360	462



BOARD OF TRUSTEES OF STATE INSTITUTIONS OF HIGHER LEARNING  
STATE OF MISSISSIPPISTUDENT CREDIT HOUR PRODUCTION BY LEVELS AND BY  
FIELDS OF STUDY  
SUMMER SESSION, 1987MUW - EXTENSION

<u>Academic Field - CIP Category</u>	<u>Lower</u>	<u>Upper</u>	<u>Graduate</u>	<u>Total</u>
Business and Management - 06	0	108	0	108
Social Sciences - 45	0	18	0	18
TOTAL ALL PROGRAMS	0	126	0	126

BOARD OF TRUSTEES OF STATE INSTITUTIONS OF HIGHER LEARNING  
STATE OF MISSISSIPPI

STUDENT CREDIT HOUR PRODUCTION BY LEVELS AND BY  
FIELDS OF STUDY  
SUMMER SESSION, 1987

UM - EXTENSION

<u>Academic Field - CIP Category</u>	<u>Lower</u>	<u>Upper</u>	<u>Graduate</u>	<u>Total</u>
Education - 13	0	39	3	42
Foreign Languages - 16	60	24	0	84
Law - 22	0	0	282	282
Social Sciences - 45	0	43	0	43
TOTAL ALL PROGRAMS	60	106	285	451



BOARD OF TRUSTEES OF STATE INSTITUTIONS OF HIGHER LEARNING  
STATE OF MISSISSIPPISTUDENT CREDIT HOUR PRODUCTION BY LEVELS AND BY  
FIELDS OF STUDY  
SUMMER SESSION, 1987USM - EXTENSION

<u>Academic Field - CIP Category</u>	<u>Lower</u>	<u>Upper</u>	<u>Graduate</u>	<u>Total</u>
Education - 13	0	84	102	186
Letters - 23	0	33	0	33
Public Affairs - 44	0	0	51	51
TOTAL ALL PROGRAMS	0	117	153	270

VI

REVENUES AND EXPENDITURES BY RESTRICTED  
AND UNRESTRICTED SOURCES  
1987-88



## BOARD OF TRUSTEES OF STATE INSTITUTIONS OF HIGHER LEARNING

## Current Fund Revenues 1987-88

	ASU	DSU	GCRL	JSU	MSU #1	MUW	MVSU	UM	UMC	USM	IHL #2	TOTAL
REVENUES AND OTHER ADDITIONS												
TUITION AND FEES	\$3,628,202	\$5,189,484	\$14,050	\$9,967,573	\$22,515,471	\$2,906,245	\$3,198,786	\$20,042,111	\$3,565,954	\$23,092,130	\$35,326	\$94,155,332
FEDERAL APPROPRIATIONS	\$21,515	\$0	\$0	\$0	\$12,063,195	\$0	\$0	\$0	\$0	\$0	\$0	\$12,084,710
STATE APPROPRIATIONS	\$7,621,201	\$9,862,598	\$2,813,729	\$17,814,530	\$78,625,437	\$6,491,511	\$5,574,926	\$35,305,198	\$58,151,726	\$40,375,446	\$9,788,330	\$272,424,632
LOCAL APPROPRIATIONS	\$0	\$0	\$0	\$0	\$2,320,891	\$556,821	\$0	\$0	\$0	\$0	\$0	\$2,877,712
FEDERAL GRANTS AND CONTRACTS	\$7,455,721	\$2,181,863	\$2,213,015	\$14,749,556	\$19,394,564	\$1,086,968	\$6,957,854	\$8,493,493	\$5,974,107	\$11,601,836	\$1,836,628	\$81,945,605
STATE GRANTS AND CONTRACTS	\$254,912	\$19,120	\$179,629	\$495,714	\$4,139,590	\$403,417	\$139,070	\$2,984,751	\$392,440	\$3,167,607	\$132,097	\$12,308,347
LOCAL GRANTS AND CONTRACTS	\$0	\$0	\$0	\$0	\$225,127	\$0	\$0	\$0	\$65,905	\$20,810	\$0	\$311,842
PRIVATE GIFTS, GRANTS AND CONTRACTS	\$193,665	\$79,808	\$123,622	\$851,261	\$7,171,498	\$504,962	\$72,555	\$3,025,628	\$6,575,093	\$1,314,031	\$25,000	\$19,937,123
ENDOWMENT INCOME	\$12,592	\$21,461	\$0	\$0	\$199,107	\$16,516	\$0	\$711,878	\$0	\$28,224	\$0	\$989,778
INTEREST INCOME	\$202,696	\$350,320	\$37,458	\$38,790	\$1,275,999	\$56,148	\$21,586	\$927,457	\$1,065,847	\$637,606	\$56,462	\$4,670,369
SALES AND SERVICES OF ED. ACT.	\$23,269	\$280,187	\$0	\$1,171,036	\$10,242,766	\$241,501	\$29,010	\$2,721,948	\$1,121,327	\$452,013	\$0	\$16,283,057
SALES AND SERVICES OF AUXILIARY ACT	\$3,956,946	\$3,610,176	\$214,691	\$8,024,120	\$21,276,955	\$1,599,672	\$2,959,190	\$19,829,613	\$2,533,967	\$17,429,771	\$667,104	\$82,102,205
SALES AND SERVICES OF HOSPITALS	\$0	\$0	\$0	\$0	\$0	\$0	\$0	\$0	\$67,924,461	\$0	\$0	\$67,924,461
INDEPENDENT OPERATIONS	\$0	\$0	\$0	\$0	\$1,083,929	\$0	\$0	\$0	\$0	\$0	\$0	\$1,083,929
OTHER SOURCES	\$1,050,247	\$11,538	\$7,618	\$179,078	\$671,990	\$204,892	\$568,717	\$602,686	\$3,996,739	\$668,119	\$738,091	\$8,699,715
TOTAL ADDITIONS	\$24,420,966	\$21,606,555	\$5,603,812	\$53,291,658	\$181,206,519	\$14,068,653	\$19,521,694	\$94,644,763	\$151,367,566	\$98,787,593	\$13,279,038	\$677,798,817

## Percent of Current Fund Revenues 1987-88

REVENUES AND OTHER ADDITIONS												
TUITION AND FEES	14.86%	24.02%	0.25%	18.70%	12.43%	20.66%	16.39%	21.18%	2.36%	23.38%	0.27%	13.89%
FEDERAL APPROPRIATIONS	0.09%	0.00%	0.00%	0.00%	6.66%	0.00%	0.00%	0.00%	0.00%	0.00%	0.00%	1.78%
STATE APPROPRIATIONS	31.21%	45.65%	50.21%	33.43%	43.39%	46.14%	28.56%	37.30%	38.42%	40.87%	73.71%	40.19%
LOCAL APPROPRIATIONS	0.00%	0.00%	0.00%	0.00%	1.28%	3.96%	0.00%	0.00%	0.00%	0.00%	0.00%	0.42%
FEDERAL GRANTS AND CONTRACTS	30.53%	10.10%	39.49%	27.68%	10.70%	7.73%	35.64%	8.97%	3.95%	11.74%	13.83%	12.09%
STATE GRANTS AND CONTRACTS	1.04%	0.09%	3.21%	0.93%	2.28%	2.87%	0.71%	3.15%	0.26%	3.21%	0.99%	1.82%
LOCAL GRANTS AND CONTRACTS	0.00%	0.00%	0.00%	0.00%	0.12%	0.00%	0.00%	0.00%	0.04%	0.02%	0.00%	0.05%
PRIVATE GIFTS, GRANTS AND CONTRACTS	0.79%	0.37%	2.21%	1.60%	3.96%	3.59%	0.37%	3.20%	4.34%	1.33%	0.19%	2.94%
ENDOWMENT INCOME	0.05%	0.10%	0.00%	0.00%	0.11%	0.12%	0.00%	0.75%	0.00%	0.03%	0.00%	0.15%
INTEREST INCOME	0.83%	1.62%	0.67%	0.07%	0.70%	0.40%	0.11%	0.98%	0.70%	0.65%	0.43%	0.69%
SALES AND SERVICES OF ED. ACT.	0.10%	1.30%	0.00%	2.20%	5.65%	1.72%	0.15%	2.88%	0.74%	0.46%	0.00%	2.40%
SALES AND SERVICES OF AUXILIARY ACT	16.20%	16.71%	3.83%	15.06%	11.74%	11.37%	15.16%	20.95%	1.67%	17.64%	5.02%	12.11%
SALES AND SERVICES OF HOSPITALS	0.00%	0.00%	0.00%	0.00%	0.00%	0.00%	0.00%	0.00%	44.87%	0.00%	0.00%	10.02%
INDEPENDENT OPERATIONS	0.00%	0.00%	0.00%	0.00%	0.60%	0.00%	0.00%	0.00%	0.00%	0.00%	0.00%	0.16%
OTHER SOURCES	4.30%	0.05%	0.14%	0.34%	0.37%	1.46%	2.91%	0.64%	2.64%	0.68%	5.56%	1.28%
TOTAL ADDITIONS	100.00%	100.00%	100.00%	100.00%	100.00%	100.00%	100.00%	100.00%	100.00%	100.00%	100.00%	100.00%

#1 - INCLUDES MISSISSIPPI COOPERATIVE EXTENSION SERVICE AND MISSISSIPPI AGRICULTURAL AND FORESTRY EXPERIMENT STATION

#2 - INCLUDES UNIVERSITY PRESS, UNIVERSITIES CENTER, STUDENT FINANCIAL AID, URC, GSIA, SYSTEM ADM., BLDGGRDS



BOARD OF TRUSTEES OF STATE INSTITUTIONS OF HIGHER LEARNING  
Current Fund Expenditures by Function 1987-88

	ASU	DSU	GCRL	JSU	MSU #1	MUW	MVSU	UM	UNC	USM	IHL #2	TOTAL
EXPENDITURES AND OTHER DEDUCTIONS												
EDUCATIONAL AND GENERAL												
INSTRUCTION	\$8,478,956	\$8,507,863	\$60,212	\$15,678,377	\$36,674,760	\$5,167,340	\$4,569,121	\$29,043,676	\$38,282,797	\$37,371,020	\$162,173	\$183,996,295
RESEARCH	\$0	\$195,028	\$2,892,933	\$3,029,970	\$45,247,758	\$0	\$0	\$6,134,210	\$6,279,547	\$5,477,571	\$7,690,284	\$76,947,301
PUBLIC SERVICE	\$1,340,181	\$0	\$204,523	\$53,255	\$29,585,331	\$145,224	\$1,302,111	\$876,127	\$2,066,024	\$2,252,087	\$0	\$37,824,863
ACADEMIC SUPPORT	\$995,244	\$1,603,926	\$54,775	\$3,393,404	\$9,271,019	\$1,250,700	\$633,925	\$12,173,641	\$3,942,632	\$7,868,333	\$254,821	\$41,442,420
STUDENT SERVICES	\$1,395,182	\$1,587,021	\$14,370	\$2,138,924	\$4,245,668	\$916,579	\$1,594,631	\$3,287,367	\$597,360	\$3,252,902	\$0	\$19,030,004
INSTITUTIONAL SUPPORT	\$1,819,627	\$1,521,500	\$1,716,075	\$6,273,954	\$7,685,194	\$1,498,503	\$2,024,214	\$6,302,372	\$9,147,547	\$6,263,055	\$2,059,867	\$46,311,908
PLANT OPERATION	\$1,872,660	\$1,539,461	\$638,409	\$3,852,509	\$9,714,027	\$1,585,623	\$1,930,832	\$6,512,024	\$7,293,686	\$7,180,761	\$1,018,789	\$43,138,781
STUDENT AID	\$5,107,820	\$2,572,190	\$0	\$9,194,760	\$10,065,493	\$1,718,883	\$4,890,913	\$6,925,320	\$964,790	\$7,579,159	\$2,237,613	\$51,256,941
TOTAL EDUCATIONAL AND GENERAL	\$21,009,670	\$17,526,989	\$5,581,297	\$43,615,153	\$152,489,250	\$12,282,852	\$16,945,746	\$71,254,737	\$68,574,383	\$77,244,888	\$13,423,547	\$499,948,512
AUXILIARY	\$4,068,747	\$3,151,490	\$0	\$8,537,870	\$22,017,671	\$1,589,532	\$3,070,909	\$18,057,348	\$2,320,233	\$17,827,485	\$857,969	\$81,499,254
HOSPITAL	\$0	\$0	\$0	\$0	\$0	\$0	\$0	\$0	\$67,332,329	\$0	\$0	\$67,332,329
INDEPENDENT OPERATIONS	\$0	\$0	\$0	\$0	\$1,083,729	\$0	\$0	\$0	\$0	\$0	\$0	\$1,083,729
INDIRECT COSTS RECOVERED	\$0	\$13,922	\$0	\$715,821	\$2,341,273	\$9,924	\$20,424	\$929,646	\$0	\$752,153	\$28,655	\$4,811,818
ADMINISTRATIVE COSTS RECOVERED	\$0	\$26,640	\$0	\$11,388	\$0	\$37,315	\$8,740	\$0	\$0	\$0	\$0	\$84,083
REFUNDS TO GRANTORS	\$0	\$0	\$0	\$0	\$38,078	\$0	\$0	\$2,795	\$0	\$0	\$0	\$40,873
LOAN CANCELLATIONS AND WRITE-OFFS	\$0	\$0	\$0	\$0	\$0	\$0	\$0	\$0	\$0	\$0	\$0	\$0
COLLECTION COSTS	\$0	\$0	\$0	\$0	\$0	\$0	\$0	\$0	\$0	\$0	\$0	\$0
PROVISION FOR UNCOLLECTIBLE ACCOUNT	\$0	\$0	\$0	\$221,415	\$0	\$0	\$0	\$12,159	\$0	\$0	\$0	\$233,574
OTHER	\$0	\$0	\$0	\$0	(\$341,678)	\$0	\$378,945	\$0	\$0	\$0	\$0	\$37,267
TOTAL DEDUCTIONS	\$25,078,417	\$20,719,041	\$5,581,297	\$53,101,647	\$177,628,323	\$13,919,623	\$20,424,763	\$90,256,685	\$138,226,945	\$95,824,526	\$14,310,171	\$655,071,438

	PERCENT OF CURRENT FUND EXPENDITURES 1987-88											
EXPENDITURES AND OTHER DEDUCTIONS												
EDUCATIONAL AND GENERAL												
INSTRUCTION	33.81%	41.06%	1.08%	29.53%	20.65%	37.12%	22.37%	32.18%	27.70%	39.00%	1.13%	28.09%
RESEARCH	0.00%	0.94%	51.83%	5.71%	25.47%	0.00%	0.00%	6.80%	4.54%	5.72%	53.74%	11.75%
PUBLIC SERVICE	5.34%	0.00%	3.66%	0.10%	16.66%	1.04%	6.38%	0.97%	1.49%	2.35%	0.00%	5.77%
ACADEMIC SUPPORT	3.97%	7.74%	0.98%	6.39%	5.22%	8.99%	3.10%	13.49%	2.85%	8.21%	1.78%	6.33%
STUDENT SERVICES	5.56%	7.66%	0.26%	4.03%	2.39%	6.58%	7.81%	3.64%	0.43%	3.39%	0.00%	2.91%
INSTITUTIONAL SUPPORT	7.26%	7.34%	30.75%	11.81%	4.33%	10.77%	9.91%	6.98%	6.62%	6.54%	14.39%	7.07%
PLANT OPERATION	7.47%	7.43%	11.44%	7.25%	5.47%	11.39%	9.45%	7.22%	5.28%	7.49%	7.12%	6.59%
STUDENT AID	20.37%	12.41%	0.00%	17.32%	5.67%	12.35%	23.95%	7.67%	0.70%	7.91%	15.64%	7.82%
TOTAL EDUCATIONAL AND GENERAL	83.78%	84.59%	100.00%	82.14%	85.85%	88.24%	82.97%	78.95%	49.61%	80.61%	93.80%	76.32%
AUXILIARY	16.22%	15.21%	0.00%	16.08%	12.40%	11.42%	15.04%	20.01%	1.68%	18.60%	6.00%	12.44%
HOSPITAL	0.00%	0.00%	0.00%	0.00%	0.00%	0.00%	0.00%	0.00%	48.71%	0.00%	0.00%	10.28%
INDEPENDENT OPERATIONS	0.00%	0.00%	0.00%	0.00%	0.61%	0.00%	0.00%	0.00%	0.00%	0.00%	0.00%	0.17%
INDIRECT COSTS RECOVERED	0.00%	0.07%	0.00%	1.35%	1.32%	0.07%	0.10%	1.03%	0.00%	0.78%	0.20%	0.73%
ADMINISTRATIVE COSTS RECOVERED	0.00%	0.13%	0.00%	0.02%	0.00%	0.27%	0.04%	0.00%	0.00%	0.00%	0.00%	0.01%
REFUNDS TO GRANTORS	0.00%	0.00%	0.00%	0.00%	0.02%	0.00%	0.00%	0.00%	0.00%	0.00%	0.00%	0.01%
LOAN CANCELLATIONS AND WRITE-OFFS	0.00%	0.00%	0.00%	0.00%	0.00%	0.00%	0.00%	0.00%	0.00%	0.00%	0.00%	0.00%
COLLECTION COSTS	0.00%	0.00%	0.00%	0.00%	0.00%	0.00%	0.00%	0.00%	0.00%	0.00%	0.00%	0.00%
PROVISION FOR UNCOLLECTIBLE ACCOUNT	0.00%	0.00%	0.00%	0.42%	0.00%	0.00%	0.00%	0.01%	0.00%	0.00%	0.00%	0.04%
OTHER	0.00%	0.00%	0.00%	0.00%	-0.19%	0.00%	1.86%	0.00%	0.00%	0.00%	0.00%	0.01%
TOTAL DEDUCTIONS	100.00%	100.00%	100.00%	100.00%	100.00%	100.00%	100.00%	100.00%	100.00%	100.00%	100.00%	100.00%

\*1 - INCLUDES MISSISSIPPI COOPERATIVE EXTENSION SERVICE AND MISSISSIPPI AGRICULTURAL AND FORESTRY EXPERIMENT STATION

\*2 - INCLUDES UNIVERSITY PRESS, UNIVERSITIES CENTER, STUDENT FINANCIAL AID, URC,CSLA,SYSTEM ADM.,BLDG&GRDS



BOARD OF TRUSTEES OF STATE INSTITUTIONS OF HIGHER LEARNING  
Current Unrestricted Revenues by Source 1987-88

	ASU	DSU	GCRL	JSU	MSU #1	MUV	MVSU	UM	UNC	USM	IHL #2	TOTAL
REVENUES AND OTHER ADDITIONS												\$0
TUITION AND FEES	\$3,628,202	\$5,138,324	\$14,050	\$9,967,573	\$21,756,431	\$2,895,050	\$3,198,574	\$19,443,723	\$3,565,954	\$20,869,916	\$35,326	\$90,513,123
FEDERAL APPROPRIATIONS	\$21,515				\$12,063,195							\$12,084,710
STATE APPROPRIATIONS	\$7,621,201	\$9,862,598	\$2,813,729	\$17,814,530	\$78,625,437	\$6,491,511	\$5,574,926	\$35,305,198	\$58,151,726	\$40,375,446	\$9,145,432	\$271,781,734
LOCAL APPROPRIATIONS					\$2,320,891	\$556,821						\$2,877,712
FEDERAL GRANTS AND CONTRACTS	\$132,943	\$52,718	\$219,546			\$53,691	\$91,937	\$440,672		\$325,023	\$73,755	\$1,390,285
STATE GRANTS AND CONTRACTS			\$66,587		\$150,434	\$3,914	\$6,191	\$91,356		\$15,171	\$132,097	\$465,750
LOCAL GRANTS AND CONTRACTS												\$0
PRIVATE GIFTS, GRANTS AND CONTRACTS			\$19,542			\$190,884	\$3,657	\$36,509		\$84,909	\$25,000	\$360,501
ENDOWMENT INCOME	\$12,592					\$194						\$12,786
INTEREST INCOME		\$175,085	\$37,458	\$38,790	\$859,734	\$49,775	\$21,586	\$927,457	\$1,065,847	\$637,606	\$23,896	\$3,837,234
INTEREST ON LOANS RECEIVABLE												\$0
FEDERAL ADVANCES												\$0
PROCEEDS FROM BONDS												\$0
PROCEEDS FROM NOTES												\$0
ADDITIONS TO PLANT FACILITIES												\$0
RETIREMENT OF INDEBTEDNESS												\$0
SALES AND SERVICES OF ED. ACT.	\$20,820	\$271,702		\$1,171,036	\$5,173,915	\$236,339	\$29,010	\$719,588	\$1,121,327	\$363,010		\$9,106,747
SALES AND SERVICES OF AUXILIARY ACT.			\$214,691									\$214,691
SALES AND SERVICES OF HOSPITALS									\$67,924,461			\$67,924,461
INDEPENDENT OPERATIONS												\$0
OTHER SOURCES & PRIOR PERIOD AD	\$1,252,943	\$8,840	\$7,618	\$125,329	\$237,268	\$201,956	\$451,465	\$86,367	\$3,992,924	\$572,797	\$1,432,776	\$8,370,282
												\$0
												\$0
TOTAL ADDITIONS	\$12,690,216	\$15,509,267	\$3,393,221	\$29,117,258	\$121,187,305	\$10,680,135	\$9,377,346	\$57,050,870	\$135,822,239	\$63,243,878	\$10,868,282	\$468,940,017

	Percent of Current Unrestricted Revenues by Source 1987-88											
REVENUES AND OTHER ADDITIONS												
TUITION AND FEES	28.59%	33.13%	0.41%	34.23%	17.95%	27.11%	34.11%	34.08%	2.63%	33.00%	0.33%	19.30%
FEDERAL APPROPRIATIONS	0.17%	0.00%	0.00%	0.00%	9.95%	0.00%	0.00%	0.00%	0.00%	0.00%	0.00%	2.58%
STATE APPROPRIATIONS	60.06%	63.59%	82.92%	61.18%	64.88%	60.78%	59.45%	61.88%	42.81%	63.84%	84.15%	57.96%
LOCAL APPROPRIATIONS	0.00%	0.00%	0.00%	0.00%	1.92%	5.21%	0.00%	0.00%	0.00%	0.00%	0.00%	0.61%
FEDERAL GRANTS AND CONTRACTS	1.05%	0.34%	6.47%	0.00%	0.00%	0.50%	0.98%	0.77%	0.00%	0.51%	0.68%	0.30%
STATE GRANTS AND CONTRACTS	0.00%	0.00%	1.96%	0.00%	0.12%	0.04%	0.07%	0.16%	0.00%	0.02%	1.22%	0.10%
LOCAL GRANTS AND CONTRACTS	0.00%	0.00%	0.00%	0.00%	0.00%	0.00%	0.00%	0.00%	0.00%	0.00%	0.00%	0.00%
PRIVATE GIFTS, GRANTS AND CONTR	0.00%	0.00%	0.58%	0.00%	0.00%	1.79%	0.04%	0.06%	0.00%	0.13%	0.23%	0.08%
ENDOWMENT INCOME	0.10%	0.00%	0.00%	0.00%	0.00%	0.00%	0.00%	0.00%	0.00%	0.00%	0.00%	0.00%
INTEREST INCOME	0.00%	1.13%	1.10%	0.13%	0.71%	0.47%	0.23%	1.63%	0.78%	1.01%	0.22%	0.82%
INTEREST ON LOANS RECEIVABLE	0.00%	0.00%	0.00%	0.00%	0.00%	0.00%	0.00%	0.00%	0.00%	0.00%	0.00%	0.00%
FEDERAL ADVANCES	0.00%	0.00%	0.00%	0.00%	0.00%	0.00%	0.00%	0.00%	0.00%	0.00%	0.00%	0.00%
PROCEEDS FROM BONDS	0.00%	0.00%	0.00%	0.00%	0.00%	0.00%	0.00%	0.00%	0.00%	0.00%	0.00%	0.00%
PROCEEDS FROM NOTES	0.00%	0.00%	0.00%	0.00%	0.00%	0.00%	0.00%	0.00%	0.00%	0.00%	0.00%	0.00%
ADDITIONS TO PLANT FACILITIES	0.00%	0.00%	0.00%	0.00%	0.00%	0.00%	0.00%	0.00%	0.00%	0.00%	0.00%	0.00%
RETIREMENT OF INDEBTEDNESS	0.00%	0.00%	0.00%	0.00%	0.00%	0.00%	0.00%	0.00%	0.00%	0.00%	0.00%	0.00%
SALES AND SERVICES OF ED. ACT.	0.16%	1.75%	0.00%	4.02%	4.27%	2.21%	0.31%	1.26%	0.83%	0.57%	0.00%	1.94%
SALES AND SERVICES OF AUXILIARY	0.00%	0.00%	6.33%	0.00%	0.00%	0.00%	0.00%	0.00%	0.00%	0.00%	0.00%	0.05%
SALES AND SERVICES OF HOSPITALS	0.00%	0.00%	0.00%	0.00%	0.00%	0.00%	0.00%	0.00%	50.01%	0.00%	0.00%	14.48%
INDEPENDENT OPERATIONS	0.00%	0.00%	0.00%	0.00%	0.00%	0.00%	0.00%	0.00%	0.00%	0.00%	0.00%	0.00%
OTHER SOURCES	9.87%	0.06%	0.22%	0.43%	0.20%	1.89%	4.81%	0.15%	2.94%	0.91%	13.18%	1.78%
TOTAL ADDITIONS	100.00%	100.00%	100.00%	100.00%	100.00%	100.00%	100.00%	100.00%	100.00%	100.00%	100.00%	100.00%

#1 - INCLUDES MISSISSIPPI COOPERATIVE EXTENSION SERVICE AND MISSISSIPPI AGRICULTURAL AND FORESTRY EXPERIMENT STATION  
#2 - INCLUDES UNIVERSITY PRESS, UNIVERSITIES CENTER, STUDENT FINANCIAL AID, UEC,CSLA,SYSTEM ADM.,BLDG&GRDS



[illegible]



BOARD OF TRUSTEES OF STATE INSTITUTIONS OF HIGHER LEARNING  
Restricted Fund Revenues by Source 1987-88

	ASU	DSU	GCRL	JSU	MSU	MUW	MVSU	UM	UMC	USM	IHL	TOTAL
REVENUES AND OTHER ADDITIONS												\$0
TUITION AND FEES								\$1,075				\$1,075
FEDERAL APPROPRIATIONS												\$0
STATE APPROPRIATIONS											\$642,898	\$642,898
LOCAL APPROPRIATIONS												\$0
FEDERAL GRANTS AND CONTRACTS	\$7,771,356	\$2,129,145	\$1,993,469	\$14,749,556	\$28,599,179	\$1,033,277	\$6,865,918	\$7,600,729	\$5,974,107	\$10,799,286	\$1,762,873	\$89,278,894
STATE GRANTS AND CONTRACTS		\$19,120	\$113,042	\$495,714	\$3,644,706	\$399,503	\$132,878	\$2,840,156	\$392,440	\$3,108,046		\$11,145,605
LOCAL GRANTS AND CONTRACTS					\$92,194				\$65,905	\$20,810		\$178,909
PRIVATE GIFTS, GRANTS & CONTRACTS		\$79,808	\$104,080	\$851,261	\$7,138,980	\$313,076	\$68,898	\$2,929,722	\$2,965,741	\$956,578		\$15,408,144
ENDOWMENT INCOME		\$21,461			\$259,006	\$2,444		\$663,256		\$28,224		\$974,391
INTEREST INCOME		\$1,276				\$6,373					\$32,461	\$40,110
INTEREST ON LOANS RECEIVABLE												\$0
FEDERAL ADVANCES												\$0
PROCEEDS FROM BONDS												\$0
PROCEEDS FROM NOTES												\$0
ADDITIONS TO PLANT FACILITIES												\$0
RETIREMENT OF INDEBTEDNESS												\$0
SALES AND SERVICES OF BD. ACT.		\$4,220						\$93,204		\$79,107		\$176,531
SALES AND SERVICES OF AUXILIARY ACT.												\$0
SALES AND SERVICES OF HOSPITALS												\$0
INDEPENDENT OPERATIONS												\$0
OTHER SOURCES					\$226,893			\$94,001	\$3,815	\$1,297	\$28,655	\$354,661
TOTAL ADDITIONS	\$7,771,356	\$2,255,030	\$2,210,591	\$16,096,531	\$39,960,958	\$1,754,673	\$7,067,694	\$14,222,143	\$9,402,008	\$14,993,348	\$2,466,887	\$118,201,219

	Percent of Restricted Fund Revenues by Source 1987-88											
REVENUES AND OTHER ADDITIONS	0.00%	0.00%	0.00%	0.00%	0.00%	0.00%	0.00%	0.01%	0.00%	0.00%	0.00%	0.00%
TUITION AND FEES	0.00%	0.00%	0.00%	0.00%	0.00%	0.00%	0.00%	0.00%	0.00%	0.00%	0.00%	0.00%
FEDERAL APPROPRIATIONS	0.00%	0.00%	0.00%	0.00%	0.00%	0.00%	0.00%	0.00%	0.00%	0.00%	0.00%	0.00%
STATE APPROPRIATIONS	0.00%	0.00%	0.00%	0.00%	0.00%	0.00%	0.00%	0.00%	0.00%	0.00%	26.06%	0.54%
LOCAL APPROPRIATIONS	0.00%	0.00%	0.00%	0.00%	0.00%	0.00%	0.00%	0.00%	0.00%	0.00%	0.00%	0.00%
FEDERAL GRANTS AND CONTRACTS	100.00%	94.42%	90.18%	91.63%	71.57%	58.89%	97.15%	53.44%	63.54%	72.03%	71.46%	75.53%
STATE GRANTS AND CONTRACTS	0.00%	0.85%	5.11%	3.08%	9.12%	22.77%	1.88%	19.97%	4.17%	20.73%	0.00%	9.43%
LOCAL GRANTS AND CONTRACTS	0.00%	0.00%	0.00%	0.00%	0.23%	0.00%	0.00%	0.00%	0.00%	0.14%	0.00%	0.15%
PRIVATE GIFTS, GRANTS AND CO	0.00%	3.54%	4.71%	5.29%	17.86%	17.84%	0.97%	20.60%	31.54%	6.38%	0.00%	13.04%
ENDOWMENT INCOME	0.00%	0.95%	0.00%	0.00%	0.65%	0.14%	0.00%	4.66%	0.00%	0.19%	0.00%	0.82%
INTEREST INCOME	0.00%	0.06%	0.00%	0.00%	0.00%	0.36%	0.00%	0.00%	0.00%	0.00%	1.32%	0.03%
INTEREST ON LOANS RECEIVABLE	0.00%	0.00%	0.00%	0.00%	0.00%	0.00%	0.00%	0.00%	0.00%	0.00%	0.00%	0.00%
FEDERAL ADVANCES	0.00%	0.00%	0.00%	0.00%	0.00%	0.00%	0.00%	0.00%	0.00%	0.00%	0.00%	0.00%
PROCEEDS FROM BONDS	0.00%	0.00%	0.00%	0.00%	0.00%	0.00%	0.00%	0.00%	0.00%	0.00%	0.00%	0.00%
PROCEEDS FROM NOTES	0.00%	0.00%	0.00%	0.00%	0.00%	0.00%	0.00%	0.00%	0.00%	0.00%	0.00%	0.00%
ADDITIONS TO PLANT FACILITIES	0.00%	0.00%	0.00%	0.00%	0.00%	0.00%	0.00%	0.00%	0.00%	0.00%	0.00%	0.00%
RETIREMENT OF INDEBTEDNESS	0.00%	0.00%	0.00%	0.00%	0.00%	0.00%	0.00%	0.00%	0.00%	0.00%	0.00%	0.00%
SALES AND SERVICES OF ED. AC	0.00%	0.19%	0.00%	0.00%	0.00%	0.00%	0.00%	0.66%	0.00%	0.53%	0.00%	0.15%
SALES AND SERVICES OF AUXILI	0.00%	0.00%	0.00%	0.00%	0.00%	0.00%	0.00%	0.00%	0.00%	0.00%	0.00%	0.00%
SALES AND SERVICES OF HOSPIT	0.00%	0.00%	0.00%	0.00%	0.00%	0.00%	0.00%	0.00%	0.00%	0.00%	0.00%	0.00%
INDEPENDENT OPERATIONS	0.00%	0.00%	0.00%	0.00%	0.00%	0.00%	0.00%	0.00%	0.00%	0.00%	0.00%	0.00%
OTHER SOURCES	0.00%	0.00%	0.00%	0.00%	0.57%	0.00%	0.00%	0.66%	0.04%	0.01%	1.16%	0.30%
TOTAL ADDITIONS	100.00%	100.00%	100.00%	100.00%	100.00%	100.00%	100.00%	100.00%	100.00%	100.00%	100.00%	100.00%



	ASU	DSU	GCRL	JSU	MSU	MUW	MVSU	UH	UNC	USM	IHL	TOTAL
EXPENDITURES AND OTHER DEDUCTIONS												
EDUCATIONAL AND GENERAL												
INSTRUCTION	\$1,995,787	\$163,043		\$2,871,689	\$1,938,272	\$270,206	\$476,462	\$2,116,451	\$677,590	\$1,304,445		\$11,813,946
RESEARCH		\$182,118	\$1,452,551	\$2,773,246	\$13,745,800			\$3,375,734	\$6,137,568	\$3,911,492	\$1,429,671	\$33,008,180
PUBLIC SERVICE	\$1,340,181			\$6,347	\$3,739,107	\$12,090	\$1,302,111	\$753,506	\$1,485,692	\$793,996		\$9,433,030
ACADEMIC SUPPORT	\$26,854	\$52,220		\$336,890	\$551,863	\$177,414	\$112,008	\$2,707,836	\$54,129	\$291,123		\$4,310,337
STUDENT SERVICES	\$13,942	\$66,962		\$484,423	\$129,873	\$51,360	\$114,816	\$81,839	\$172,583	\$360,636		\$1,476,434
INSTITUTIONAL SUPPORT	\$319,713	\$54,821	\$1,153,878	\$1,527,980	\$332,487	\$15,409	\$654,766	\$64,201	\$57,004	\$457,964	\$273,275	\$4,911,498
PLANT OPERATION	\$11,857	\$28,185		\$257,238	\$20,575	\$4,663	\$1,101			\$1,573,291		\$1,896,910
STUDENT AID	\$3,845,694	\$1,701,387		\$7,493,055	\$6,967,627	\$1,132,592	\$4,045,934	\$3,859,354	\$964,790	\$6,361,825	\$1,463,145	\$37,835,403
TOTAL EDUCATIONAL AND GENERAL	\$7,554,028	\$2,248,736	\$2,606,429	\$15,750,868	\$27,425,604	\$1,663,734	\$6,707,199	\$12,958,921	\$9,549,356	\$15,054,772	\$3,166,091	\$104,685,738
AUXILIARY	\$217,328	\$80,071			\$252,479		\$79,981	\$109,440		\$262,171		\$1,001,470
HOSPITAL												\$0
INDEPENDENT OPERATIONS												\$0
INDIRECT COSTS RECOVERED		\$13,922		\$715,821	\$2,341,274	\$9,924	\$20,424	\$929,646		\$752,153	\$28,655	\$4,811,819
ADMINISTRATIVE COSTS RECOVERED		\$26,640		\$11,388		\$37,315	\$8,740					\$84,083
REFUNDS TO GRANTORS					\$33,503			\$2,795				\$36,298
LOAN CANCELLATIONS AND WRITE-OFFS												\$0
COLLECTION COSTS												\$0
PROVISION FOR UNCOLLECTIBLE ACCOUNTS												\$0
OTHER												
TOTAL DEDUCTIONS	\$7,771,356	\$2,369,369	\$2,606,429	\$16,478,077	\$29,694,573	\$1,710,973	\$6,816,344	\$14,000,802	\$9,549,356	\$16,069,096	\$3,194,746	\$110,261,121

[illegible]