


BOARD OF TRUSTEES OF STATE
INSTITUTIONS OF HIGHER LEARNING
STATE OF MISSISSIPPI



84

STATISTICAL REPORT OF INFORMATION REGARDING THE ENROLLMENT, STUDENT CREDIT HOURS, DEGREES
CONFERRED AND FINANCES OF THE STATE-SUPPORTED UNIVERSITIES IN MISSISSIPPI FOR THE SUMMER OF 1983
AND THE 1983-84 REGULAR SESSION

FEBRUARY, 1985

BOARD OF TRUSTEES OF STATE INSTITUTIONS OF HIGHER LEARNING
STATE OF MISSISSIPPI

John R. Lovelace, M. D., President
Batesville

Charles C. Jacobs, Jr., Vice President
Cleveland

Members with terms expiring May 7, 1992:

Thomas D. Bourdeaux, Meridian
Bryce Griffis, Starkville
William M. Jones, Jackson
George T. Watson, Pass Christian

Members with terms expiring May 7, 1984:

Bobby L. Chain, Hattiesburg
Robert W. Harrison, Jr., D.D.S., Yazoo City
Travis E. Parker, Drew
Miriam Q. Simmons, Columbia
James E. Woods, Olive Branch

Members with terms expiring May 7, 1988:

Charles C. Jacobs, Jr., Cleveland
John R. Lovelace, M.D., Batesville
Neal Denton Rogers, Jr., Pontotoc
Betty A. Williams, Columbus

Executive Secretary and Director

E. E. Thrash, Jackson

BOARD OF TRUSTEES OF STATE
INSTITUTIONS OF HIGHER LEARNING

Members of the Staff

Executive Office

Ms. Nancy Anderson.....Financial Analysis Assistant
Ms. Eunice Avant.....Accountant
Mr. Robert Bell.....Director for Finance and Management Information
Mr. Thomas Bethley.....Information Specialist
Mr. John Bowman.....Engineer
Ms. Agatha Bradford.....Academic Programs Assistant
Dr. Joe Dell Brasel.....Director for Office Administration
Ms. Tina Bratton.....Research Assistant
Ms. Marilyn Burnett.....Higher Education Specialist
Dr. George H. Carter, III.....Associate Executive Director
Ms. Jeanne Wells Cook.....Higher Education Specialist
Mr. Andre' L. Curry.....Accountant
Dr. James L. Flippin.....Director for Student Financial Aid
Ms. Libby Howard.....Research Assistant
Dr. Peggy Keheley.....Director for Health Care Programs Review
Mr. Howard Lett.....Director for Educational Information
Ms. Mary Nail.....Administrative Assistant
Ms. Lucy Martin.....Assistant Director of Finance
Dr. Charles Pickett.....Director for Academic Programs Review
Ms. Ruth Prestage.....Administrative Assistant
Mr. Joe Pursell.....Director of New Construction
Mr. J. L. Scott.....Director of Construction and Physical Affairs
Ms. Sylvia Thornton.....Administrative Assistant
Ms. Fannie Ware.....Research Assistant-Records Management

Dr. E. E. Thrash.....Executive Secretary and Director

Management Information System Project

Mr. Mike Hart.....Director of Technical Services
Ms. Deb Hartsog.....Director of Student Information System
Ms. Dianne Martin.....Senior Programmer Analyst
Mr. Dave McAlister.....Director of Financial Systems
Mr. Don Miller.....Director of Human Resources
Mr. Henry Pippins.....Installation Director
Mr. Jim Rhodes.....Installation Director
Ms. Susan Tucker.....Installation Director

Student Financial Aid

Mr. Ray Bailey.....Pre-claims Specialist
Mr. Larry Blankenship.....Associate Director, School/Lender Relations
Mr. Darrell Boyd.....Pre-claims Specialist
Ms. Ronnie Brinkley.....Financial Aid Accountant
Mr. Rick Brooks.....Operations Specialist
Ms. Tana Browning.....Administrative Assistant
Ms. Kay Coleman.....School/Lender Representative
Ms. Nancy D'Angelo.....Administrative Assistant for Collections
Ms. Marion Dodds.....Word Processor Operator
Ms. Marla Haden.....Data Entry Operator
Ms. Amy Haynes.....Administrative Assistant
Ms. Risa Howell.....Data Entry Operator
Ms. Joy Lightsey.....Associate Director, Physical Operations
Ms. Lynn Lister.....Accounting Specialist
Mr. Robin Long.....Collections Specialist
Mr. Frank Martin.....Associate Director, Processing and Reporting
Mr. Jesse Martin.....Assistant Director of Financial Aid
Ms. Judy May.....Claims Specialist
Ms. Shirley McGruder.....Data Entry Operator
Ms. Susan Robertson.....Data Entry Supervisor
Ms. Cassandra Sessoms.....Administrative Assistant
Ms. Dottie Strain.....Assistant Financial Aid Officer
Ms. Earline Sutton.....Administrative Assistant-Financial Aid
Ms. Renee Lewis.....Administrative Assistant

PREFACE

This statistical report contains data which provide insight into the operation of the public universities in Mississippi during the summer of 1983 and the 1983-84 Regular Session. It contains the primary measures of academic production: enrollments, classes, student credit hours, and degrees awarded. It also contains the revenues and expenditures for the eight universities in Mississippi.

Enrollments are shown by semester or quarter, on-campus or off-campus. The enrollments are depicted by full-time and part-time, school/division, resident and non-resident, and full-time-equivalent. Extension class enrollments are reported as enrollees in class.

The student credit hour production is classified into fields of study according to the Classification of Instructional Programs (CIP) Taxonomy. The student credit hours are shown according to class levels, on-campus and off-campus, and regular session and summer session. These data are matched with the actual investments for 1983-84 in determining the cost per student credit hour to be used in the "formula" calculation of the state appropriation requests.


This publication also shows the number of degrees awarded from July 1, 1983, through June 30, 1984. These are broken down by baccalaureate, master's, specialist and sixth-year, and doctoral degree programs according to the Classification of Instructional Programs (CIP) system. Associate degrees and certificates awarded during the same period are displayed as well.

Actual revenues received during the fiscal year are reported according to source of income from restricted and unrestricted funds, and the percents of each source derived from total Education and General income are shown in the report.

Information regarding actual expenditures for restricted and unrestricted purposes is reported according to functions. The investment per student credit hour for instruction has been derived using only expenditures of unrestricted current General Funds. The data depicting investment per student credit hour by instruction have been classified in the academic fields listed by CIP.

Data reflecting student credit hour investment for instruction are used to determine the rate per student credit hour in 1983-84. This rate, applied by groups to the total production of an institution for the year 1983-84, forms the base for the allocation of state appropriations to each institution for fiscal year 1986.

Statistics for the year 1983-84 are available in other publications of the Board of Trustees. The January, 1984, statistical report includes information about enrollment, residence, and dormitory utilization for the first term only of 1983-84. Scholarships and financial aid awarded are also shown in the same publication.

A handwritten signature in dark ink, appearing to read "E. E. Thrash", is positioned above the printed name and title.

E. E. Thrash
Executive Secretary and Director

TABLE OF CONTENTS

I

ENROLLMENTS 1983-84 REGULAR SESSION

	<u>Page</u>
<u>Total Headcount Enrollment, On-Campus and Off-Campus, Including Extension-----</u>	1
<u>Total Full-Time Equivalent Enrollment, On-Campus and Off-Campus, Excluding Extension-----</u>	2
<u>Enrollment On-Campus, Regular Session 1983-84</u>	
Enrollment by Institution-----	3
Full-Time Students by Institution-----	3
Part-Time Students by Institution-----	3
Full-Time Equivalent Students (FTE) by Institution-----	3
Total Enrollment, All Institutions, by Full-Time, Part-Time, FTE-----	3
Five-Year Comparison, On-Campus Headcount Enrollment-----	4
Enrollment by Level-----	5-6
Residents of Mississippi-----	5-6
Non-Residents of Mississippi-----	5-6
Total Enrollment, All Institutions, by Level and by Resident/Non-Resident-----	7
School/Division Enrollment by Institutions and by Semester-----	8-9
Total School/Division Enrollment, All Institutions-----	10
Medical Center Enrollment-----	11-13
<u>Enrollment Off-Campus, Regular Session 1983-84</u>	
Degree Granting Off-Campus Centers, Enrollment by Level and by Resident/Non-Resident-----	14-15
Resident Centers, Enrollment by Level and by Resident/Non-Resident-----	16
Degree-Granting Off-Campus Centers, Enrollment by School/Division-----	17-18
Resident Centers, Enrollment by School/Division-----	19
Degree-Granting Off-Campus Centers, Enrollment by Level and FTE-----	20
Resident Centers, Enrollment by Level and FTE-----	21
Total Enrollment, All Universities, Degree-Granting Off-Campus Centers-----	22
Total Enrollment, All Universities, Resident Centers-----	22

	<u>Page</u>
Extension Enrollees by Level and by School/Division-----	23
Extension Classes by Level-----	23
<u>Public/Private Higher Education Enrollment Comparison-----</u>	24

II

ENROLLMENTS 1983 SUMMER SESSION

<u>Total Headcount Enrollment, On-Campus and Off-Campus, Including Extension-----</u>	25
<u>Total Full-Time Equivalent Enrollment, On-Campus and Off-Campus, Excluding Extension-----</u>	26
<u>Enrollment On-Campus, Summer 1983</u>	
Enrollment by Level, by Resident/Non-Resident, and by Term-----	27-28
Total Enrollment, All Universities, by Level, by Resident/Non-Resident, and by Term-----	29
Enrollment by School/Division-----	30-31
Medical Center Enrollment-----	32-33

Enrollment Off-Campus, Summer 1983

Degree-Granting Off-Campus Centers, Enrollment by Level and by Resident/Non-Resident-----	34
Resident Centers, Enrollment by Level and by Resident/Non-Resident-----	35
Degree-Granting Off-Campus Centers, Enrollment by School/Division-----	36
Resident Centers, Enrollment by School/Division-----	37
Extension Enrollees by School/Division and by Level-----	38
Extension Classes by Level-----	38

III

DEGREES CONFERRED 1983-84

<u>Classification of Instructional Programs-----</u>	39-40
--	-------

	<u>Page</u>
<u>Total Degrees Conferred by Level and by Institution-----</u>	41
<u>Baccalaureate Degrees Conferred by CIP Fields-----</u>	42-56
<u>Master's Degrees Conferred by CIP Fields-----</u>	57-65
<u>Specialist and Sixth-Year Degrees Conferred by CIP Fields-----</u>	66
<u>Doctor's Degrees Conferred by CIP Fields-----</u>	67-69
<u>Less Than Four-Year Degrees and Awards-----</u>	70

IV

STUDENT CREDIT HOURS PRODUCED BY LEVEL AND BY CIP FIELDS OF STUDY, 1983-84 REGULAR SESSION

<u>On-Campus and Off-Campus Summary-----</u>	71
<u>On-Campus 1983-84 Regular Session</u>	
Alcorn State University -----	72-73
Delta State University -----	74-75
Jackson State University -----	76-77
Mississippi State University -----	78-79
Mississippi University for Women -----	80-81
Mississippi Valley State University -----	82-83
University of Mississippi -----	84-85
University of Southern Mississippi -----	86-87
<u>Off-Campus 1983-84 Regular Session</u>	
<u>Degree-Granting Off-Campus Centers</u>	
Mississippi State University - Jackson -----	88-89
Mississippi State University - Jackson Engineering -----	90-91
Mississippi State University - Meridian -----	92-93

REVENUES AND EXPENDITURES BY RESTRICTED AND UNRESTRICTED
SOURCES; INVESTMENT AND STUDENT CREDIT HOUR COST BY LEVEL, BY FIELD,
AND BY INSTITUTION
1983-84 REGULAR SESSION

	<u>Page</u>
<u>Revenues and Expenditures Summary</u>	
Current Fund Revenues 1983-84 -----	189
Percent of Current Fund Revenues 1983-84 -----	190
Current Fund Expenditures by Function 1983-84 -----	191
Percent of Current Fund Expenditures by Function 1983-84 -----	192
 <u>Unrestricted Revenues and Expenditures</u>	
Unrestricted Fund Revenues by Source 1983-84 -----	193
Percent of Unrestricted Fund Revenues by Source 1983-84 -----	194
Unrestricted Expenditures by Function 1983-84 -----	195
Percent of Unrestricted Expenditures by Function 1983-84 -----	196
 <u>Restricted Revenues and Expenditures</u>	
Restricted Fund Revenues by Source 1983-84 -----	197
Percent of Restricted Fund Revenues by Source 1983-84 -----	198
Restricted Expenditures by Function 1983-84 -----	199
Percent of Restricted Expenditures by Function 1983-84 -----	200
 <u>Unrestricted On-Campus Student Credit Hour Cost for Instruction and Related Academic Support by Level</u>	
Alcorn State University -----	201-202
Delta State University -----	203-204
Jackson State University -----	205-206
Mississippi State University -----	207-208
Mississippi University for Women -----	209-210
Mississippi Valley State University -----	211-212
University of Mississippi -----	213-214
University of Southern Mississippi -----	215-216

I

ENROLLMENTS 1983-84
REGULAR SESSION

BOARD OF TRUSTEES OF STATE INSTITUTIONS OF HIGHER LEARNING
STATE OF MISSISSIPPI

HEADCOUNT ENROLLMENT, ON-CAMPUS AND OFF-CAMPUS, INCLUDING EXTENSION ENROLLEES
1983-84

Institution	Fall Session				Winter Quarter				Spring Session			
	Lower	Upper	Graduate	Total	Lower	Upper	Graduate	Total	Lower	Upper	Graduate	Total
<u>ON-CAMPUS</u>												
Alcorn State Univ.	1,545	907	103	2,555	-	-	-	-	1,207	960	235	2,402
Delta State Univ.	1,400	1,637	378	3,415	-	-	-	-	1,136	1,626	412	3,174
Jackson State Univ.	3,003	2,276	1,224	6,503	-	-	-	-	2,570	2,389	1,084	6,043
Miss. State Univ.	4,786	5,614	1,925	12,325	-	-	-	-	4,376	4,884	1,879	11,139
Miss. Univ. for Women	1,163	1,027	88	2,278	-	-	-	-	945	1,143	95	2,183
Miss. Valley State Univ.	1,293	1,194	88	2,575	-	-	-	-	1,247	1,130	126	2,503
Univ. of Miss.	3,434	4,144	1,658	9,236	-	-	-	-	2,797	4,027	1,562	8,386
Univ. of South. Miss.	3,686	5,979	1,668	11,333	-	-	-	-	2,940	5,950	1,634	10,524
TOTAL ON-CAMPUS	20,310	22,778	7,132	50,220	-	-	-	-	17,218	22,109	7,027	46,354
<u>DEGREE-GRANTING</u>												
<u>OFF-CAMPUS CENTERS</u>												
MSU-Jackson	-	3	137	140	-	-	-	-	-	2	154	156
MSU-Meridian	-	307	277	584	-	-	-	-	-	265	288	553
MSU-Vicksburg Engr.	-	-	76	76	-	-	-	-	-	-	70	70
UM-Jackson	12	24	71	107	-	-	-	-	12	25	78	115
UM-Tupelo	7	108	146	261	-	-	-	-	2	127	146	275
USM-Jackson	-	14	19	33	-	-	-	-	-	12	23	35
USM-Gulf Park	-	810	542	1,352	-	643	406	1,049	-	719	458	1,177
USM-Natchez	-	135	97	232	-	100	66	166	-	104	67	171
TOTAL DEGREE-GRANTING CTR.	19	1,401	1,365	2,785	-	743	472	1,215	14	1,254	1,284	2,552
<u>RESIDENT CENTERS</u>												
MSU-Vicksburg	-	-	32	32	-	-	-	-	-	16	45	61
UM-Booneville	-	2	40	42	-	-	-	-	2	2	21	25
UM-Southaven	6	46	47	99	-	-	-	-	5	61	99	165
USM-Jackson County	-	354	110	464	-	289	89	378	-	348	134	482
TOTAL RESIDENT CENTERS	6	402	229	637	-	289	89	378	7	427	299	733
EXTENSION ENROLLEES	-	327	624	951	6	15	82	103	-	463	908	1,371
TOTAL OFF-CAMPUS	25	2,130	2,218	4,373	6	1,047	643	1,696	21	2,144	2,491	4,656
TOTAL ALL INSTITUTIONS	20,335	24,908	9,350	54,593	6	1,047	643	1,696	17,239	24,253	9,518	51,010

BOARD OF TRUSTEES OF STATE INSTITUTIONS OF HIGHER LEARNING
STATE OF MISSISSIPPI

FULL-TIME EQUIVALENT ENROLLMENT, ON-CAMPUS AND OFF-CAMPUS, EXCLUDING EXTENSION
1983-84

Institution	Fall Session				Winter Quarter				Spring Session			
	Lower	Upper	Graduate	Total	Lower	Upper	Graduate	Total	Lower	Upper	Graduate	Total
<u>ON-CAMPUS</u>												
Alcorn State Univ.	1,463	870	42	2,375	-	-	-	-	1,169	930	88	2,187
Delta State Univ.	1,234	1,383	224	2,841	-	-	-	-	1,018	1,394	253	2,665
Jackson State Univ.	2,794	2,136	646	5,576	-	-	-	-	2,398	2,254	653	5,305
Miss. State Univ.	4,608	5,383	1,387	11,378	-	-	-	-	4,183	4,630	1,348	10,161
Miss. Univ. for Women	904	841	53	1,798	-	-	-	-	739	930	58	1,727
Miss. Valley State Univ.	1,268	1,121	56	2,445	-	-	-	-	1,227	1,044	65	2,336
Uni. of Mississippi	3,370	3,909	1,275	8,554	-	-	-	-	2,739	3,814	1,214	7,767
Univ. of South. Miss.	3,496	5,597	1,183	10,276	-	-	-	-	2,788	5,581	1,167	9,536
TOTAL ON-CAMPUS	19,137	21,240	4,866	45,243	-	-	-	-	16,261	20,578	4,845	41,684
<u>DEGREE-GRANTING OFF-CAMPUS CENTERS</u>												
MSU - Jackson	-	-	53	53	-	-	-	-	-	-	57	57
MSU - Meridian	-	142	119	261	-	-	-	-	-	126	126	252
MSU - Vicksburg Engineer.	-	-	27	27	-	-	-	-	-	-	25	25
UM - Jackson	8	4	32	44	-	-	-	-	7	5	35	47
UM - Tupelo	-	46	57	103	-	-	-	-	-	50	57	107
USM - Jackson	-	4	7	11	-	-	-	-	-	4	10	14
USM - Gulf Park	-	454	286	740	-	378	229	607	-	406	250	656
USM - Natchez	-	73	50	123	-	62	32	94	-	57	32	89
TOTAL DEGREE GRANTING CTR.	8	723	631	1,362	-	440	261	701	7	648	592	1,247
<u>RESIDENT CENTERS</u>												
MSU - Vicksburg	-	-	13	13	-	-	-	-	-	7	16	23
UM - Booneville	-	1	13	14	-	-	-	-	1	-	7	8
UM - Southaven	4	15	19	38	-	-	-	-	-	25	39	64
USM - Jackson County	-	157	48	205	-	135	38	173	-	161	59	220
TOTAL RESIDENT CENTERS	4	173	93	270	-	135	38	173	1	193	121	315
TOTAL OFF-CAMPUS	12	896	724	1,632	-	575	299	874	8	841	713	1,562
TOTAL ALL INSTITUTIONS	19,149	22,136	5,590	46,875	-	575	299	874	16,269	21,419	5,558	43,246

BOARD OF TRUSTEES OF STATE INSTITUTIONS OF HIGHER LEARNING
STATE OF MISSISSIPPI

ON-CAMPUS HEADCOUNT ENROLLMENT, FULL-TIME, PART-TIME, AND FULL-TIME EQUIVALENT
BY SEMESTER
1983-84

<u>Institution</u>	<u>Alcorn State Univ.</u>		<u>Delta State Univ.</u>		<u>Jackson State Univ.</u>		<u>Miss. State Univ.</u>	
	<u>1st Sem.</u>	<u>2nd Sem.</u>	<u>1st Sem.</u>	<u>2nd Sem.</u>	<u>1st Sem.</u>	<u>2nd Sem.</u>	<u>1st Sem.</u>	<u>2nd Sem.</u>
Full-Time	2,249	2,033	2,453	2,324	5,060	4,821	10,688	9,353
Part-Time	<u>306</u>	<u>369</u>	<u>962</u>	<u>850</u>	<u>1,443</u>	<u>1,222</u>	<u>1,637</u>	<u>1,786</u>
TOTAL	2,555	2,402	3,415	3,174	6,503	6,043	12,325	11,139
F.T.E.	2,375	2,187	2,841	2,665	5,576	5,305	11,378	10,161

	<u>MS Univ. for Women</u>		<u>MS Valley St. Univ.</u>		<u>Univ. of Miss.</u>		<u>Univ. of So. Miss.</u>	
	<u>1st Sem.</u>	<u>2nd Sem.</u>	<u>1st Sem.</u>	<u>2nd Sem.</u>	<u>1st Sem.</u>	<u>2nd Sem.</u>	<u>1st Sem.</u>	<u>2nd Sem.</u>
Full-Time	1,403	1,353	2,289	2,162	8,040	7,255	9,401	8,685
Part-Time	<u>875</u>	<u>830</u>	<u>286</u>	<u>341</u>	<u>1,196</u>	<u>1,131</u>	<u>1,932</u>	<u>1,839</u>
TOTAL	2,278	2,183	2,575	2,503	9,236	8,386	11,333	10,524
F.T.E.	1,798	1,727	2,445	2,336	8,554	7,767	10,276	9,536

TOTAL ON-CAMPUS HEADCOUNT ENROLLMENT, FULL-TIME, PART-TIME, AND FULL-TIME EQUIVALENT
BY SEMESTER
1983-84

	<u>First Semester</u>	<u>Second Semester</u>
Full-Time	41,583	37,986
Part-Time	<u>8,637</u>	<u>8,368</u>
TOTAL	50,220	46,354
F.T.E.	45,243	41,684

BOARD OF TRUSTEES OF STATE INSTITUTIONS OF HIGHER LEARNING
STATE OF MISSISSIPPI

ON-CAMPUS HEADCOUNT ENROLLMENT, FALL SEMESTER FIVE-YEAR COMPARISON

	<u>1979-80</u>	<u>1980-81</u>	<u>1981-82</u>	<u>1982-83</u>	<u>1983-84</u>
Alcorn State University	2,150	2,341	2,418	2,442	2,555
Delta State University	2,849	3,011	3,084	3,222	3,415
Jackson State University	7,801	7,099	7,086	6,523	6,503
Mississippi State University	11,374	11,409	11,531	12,049	12,325
Mississippi University for Women	2,307	2,070	1,857	1,894	2,278
Mississippi Valley State University	2,734	2,574	2,479	2,238	2,575
University of Mississippi	9,635	9,607	9,539	9,412	9,236
University of Southern Mississippi	<u>10,084</u>	<u>10,222</u>	<u>10,426</u>	<u>10,792</u>	<u>11,333</u>
TOTAL	48,934	48,333	48,420	48,572	50,220

BOARD OF TRUSTEES OF STATE INSTITUTIONS OF HIGHER LEARNING
STATE OF MISSISSIPPI

HEADCOUNT ON-CAMPUS ENROLLMENT BY LEVEL, BY RESIDENT, AND NON-RESIDENT,
AND BY SEMESTER
1983-84

<u>Class Level</u>	<u>Alcorn State Univ.</u>		<u>Delta State Univ.</u>		<u>Jackson State Univ.</u>		<u>Miss. State Univ.</u>	
	<u>1st Sem.</u>	<u>2nd Sem.</u>	<u>1st Sem.</u>	<u>2nd Sem.</u>	<u>1st Sem.</u>	<u>2nd Sem.</u>	<u>1st Sem.</u>	<u>2nd Sem.</u>
Freshman, Total	1,046	844	816	567	1,907	1,528	2,492	2,176
Resident	893	711	746	521	1,565	1,267	2,122	1,850
Non-Resident	153	133	70	46	342	261	370	326
Sophomore, Total	499	363	584	569	1,096	1,042	2,294	2,200
Resident	421	295	546	530	953	905	2,012	1,923
Non-Resident	78	68	38	39	143	137	282	277
Junior, Total	343	340	681	647	925	880	2,588	2,529
Resident	308	298	638	604	816	777	2,291	2,234
Non-Resident	35	42	43	43	109	103	297	295
Senior, Total	564	620	956	979	1,351	1,509	3,026	2,355
Resident	513	568	918	929	1,230	1,380	2,702	2,104
Non-Resident	51	52	38	50	121	129	324	251
Undergraduate, Total	2,452	2,167	3,037	2,762	5,279	4,959	10,400	9,260
Resident	2,135	1,872	2,848	2,584	4,564	4,329	9,127	8,111
Non-Resident	317	295	189	178	715	630	1,273	1,149
Graduate, Total	103	235	378	412	1,224	1,084	1,925	1,879
Resident	95	223	349	388	1,002	955	1,309	1,266
Non-Resident	8	12	29	24	222	129	616	613
TOTAL, ALL CLASSES	2,555	2,402	3,415	3,174	6,503	6,043	12,325	11,139
RESIDENT	2,230	2,095	3,197	2,972	5,566	5,284	10,436	9,377
NON-RESIDENT	325	307	218	202	937	759	1,889	1,762

BOARD OF TRUSTEES OF STATE INSTITUTIONS OF HIGHER LEARNING
STATE OF MISSISSIPPI

HEADCOUNT ON-CAMPUS ENROLLMENT BY LEVEL, BY RESIDENT AND NON-RESIDENT,
AND BY SEMESTER
(Continued)
1983-84

Class Level	MS Univ. for Women		MS Valley St. Univ.		Univ. of Mississippi		Univ. of South. Miss.	
	1st Sem.	2nd Sem.	1st Sem.	2nd Sem.	1st Sem.	2nd Sem.	1st Sem.	2nd Sem.
Freshman, Total	706	509	863	837	1,928	1,476	1,978	1,538
Resident	612	453	730	712	1,169	893	1,639	1,273
Non-Resident	94	56	133	125	759	583	339	265
Sophomore, Total	457	436	430	410	1,506	1,321	1,708	1,402
Resident	369	374	370	357	1,036	886	1,503	1,194
Non-Resident	88	62	60	53	470	435	205	208
Junior, Total	461	475	611	574	1,950	1,771	2,540	2,282
Resident	378	380	555	524	1,443	1,297	2,355	2,095
Non-Resident	83	95	56	50	507	474	185	187
Senior, Total	566	668	583	556	2,194	2,256	3,439	3,668
Resident	470	556	527	506	1,748	1,748	3,193	3,406
Non-Resident	96	112	56	50	446	508	246	262
Undergraduate, Total	2,190	2,088	2,487	2,377	7,578	6,824	9,665	8,890
Resident	1,829	1,763	2,182	2,099	5,396	4,824	8,690	7,968
Non-Resident	361	325	305	278	2,182	2,000	975	922
Graduate, Total	88	95	88	126	1,658	1,562	1,668	1,634
Resident	80	88	88	126	1,129	1,066	1,277	1,261
Non-Resident	8	7	-	-	529	496	391	373
TOTAL, ALL CLASSES	2,278	2,183	2,575	2,503	9,236	8,386	11,333	10,524
RESIDENT	1,909	1,851	2,270	2,225	6,525	5,890	9,967	9,229
NON-RESIDENT	369	332	305	278	2,711	2,496	1,366	1,295

BOARD OF TRUSTEES OF STATE INSTITUTIONS OF HIGHER LEARNING
STATE OF MISSISSIPPI

TOTAL HEADCOUNT ON-CAMPUS ENROLLMENT BY LEVEL, BY RESIDENT AND NON-RESIDENT,
AND BY SEMESTER
1983-84

	<u>First Semester</u>	<u>Second Semester</u>
Freshman, Total	11,736	9,475
Resident	9,476	7,680
Non-Resident	2,260	1,795
Sophomore, Total	8,574	7,743
Resident	7,210	6,464
Non-Resident	1,364	1,279
Junior, Total	10,099	9,498
Resident	8,784	8,209
Non-Resident	1,315	1,289
Senior, Total	12,679	12,611
Resident	11,301	11,197
Non-Resident	1,378	1,414
Undergraduate, Total	43,088	39,327
Resident	36,771	33,550
Non-Resident	6,317	5,777
Graduate, Total	7,132	7,027
Resident	5,329	5,373
Non-Resident	1,803	1,654
TOTAL, ALL CLASSES	50,220	46,354
RESIDENT	42,100	38,923
NON-RESIDENT	8,120	7,431

BOARD OF TRUSTEES OF STATE INSTITUTIONS OF HIGHER LEARNING
STATE OF MISSISSIPPI

HEADCOUNT ON-CAMPUS ENROLLMENT BY SCHOOL OR DIVISION, AND BY SEMESTER
1983-84

<u>School or Division</u>	<u>Alcorn State Univ.</u>		<u>Delta State Univ.</u>		<u>Jackson State Univ.</u>		<u>Miss. State Univ.</u>	
	<u>1st Sem.</u>	<u>2nd Sem.</u>	<u>1st Sem.</u>	<u>2nd Sem.</u>	<u>1st Sem.</u>	<u>2nd Sem.</u>	<u>1st Sem.</u>	<u>2nd Sem.</u>
Accountancy	-	-	-	-	-	-	777	686
Agriculture & Applied Science	463	459	-	-	-	-	1,649	1,557
Architecture & Environmental Design	-	-	-	-	-	-	263	226
Arts & Science (Liberal Arts)	1,007	950	1,491	1,382	1,336	1,304	2,501	2,225
Business & Industry/Economics	602	535	1,176	1,056	1,470	1,426	2,061	1,899
Education & Psychology	349	330	610	599	676	617	1,555	1,469
Engineering	-	-	-	-	-	-	2,745	2,416
Forest Resources	-	-	-	-	-	-	241	208
Industrial & Technical Education	-	-	-	-	-	-	-	-
Nursing	134	128	138	137	-	-	-	-
Science & Mathematics/Technology	-	-	-	-	2,096	1,933	-	-
Veterinary Medicine	-	-	-	-	-	-	116	113
Undeclared	-	-	-	-	925	763	417	340
TOTAL	2,555	2,402	3,415	3,174	6,503	6,043	12,325	11,139

BOARD OF TRUSTEES OF STATE INSTITUTIONS OF HIGHER LEARNING
STATE OF MISSISSIPPI

HEADCOUNT ON-CAMPUS ENROLLMENT BY SCHOOL OR DIVISION AND BY SEMESTER
1983-84

<u>School or Division</u>	<u>MS Univ. for Women</u>		<u>MS Valley St. Univ.</u>		<u>Univ. of Mississippi</u>		<u>Univ. of South. MS</u>	
	<u>1st Sem.</u>	<u>2nd Sem.</u>	<u>1st Sem.</u>	<u>2nd Sem.</u>	<u>1st Sem.</u>	<u>2nd Sem.</u>	<u>1st Sem.</u>	<u>2nd Sem.</u>
Accountancy	-	-	-	-	691	589	-	-
Arts & Science (Liberal Arts)	411	327	649	632	3,103	2,789	2,305	2,089
Business & Industry/Economics	488	507	536	500	2,294	2,111	2,208	2,004
Education & Psychology	198	185	473	528	1,277	1,171	1,495	1,426
Engineering	-	-	-	-	901*	814*	-	-
Fine Arts	97	97	-	-	-	-	516	476
Health, P.E. & Recreation	50	48	-	-	-	-	457	409
Home Economics	90	102	-	-	-	-	435	449
Human Behav. Sci./Communication	142	142	-	-	-	-	-	-
Humanities	47	49	-	-	-	-	-	-
Industrial & Technical Education	-	-	291	267	-	-	-	-
Law	-	-	-	-	492**	444**	-	-
Library Services/Science	-	-	-	-	8	6	90	95
Nursing	583	533	-	-	-	-	538	676
Pharmacy	-	-	-	-	470***	462***	-	-
Science & Mathematics/Technology	172	193	626	576	-	-	3,045	2,705
Social Work (Graduate)	-	-	-	-	-	-	67	60
Undeclared	-	-	-	-	-	-	177	135
TOTAL	2,278	2,183	2,575	2,503	9,236	8,386	11,333	10,524

*Includes fifth year Engineering: (0) First Semester and (0) Second Semester

**Includes First Professional Law School: (490) First Semester and (443) Second Semester

***Includes fifth year Pharmacy: (89) First Semester and (88) Second Semester

BOARD OF TRUSTEES OF STATE INSTITUTIONS OF HIGHER LEARNING
STATE OF MISSISSIPPI

TOTAL HEADCOUNT ON-CAMPUS ENROLLMENT, BY SCHOOL OR DIVISION AND BY SEMESTER
1983-84

	First Semester	Second Semester
Accountancy	1,468	1,275
Agriculture & Applied Science	2,112	2,016
Architecture & Environmental Design	263	226
Arts & Sciences (Liberal Arts)	12,803	11,698
Business & Industry/Economics	10,835	10,038
Education & Psychology	6,633	6,325
Engineering	3,646	3,230
Fine Arts	613	573
Forest Resources	241	208
Health, P.E. & Recreation	507	457
Home Economics	525	551
Human Behavioral Sciences/Communication	142	142
Humanities	47	49
Industrial & Technical Education	291	267
Law	492	444
Library Services/Science	98	101
Nursing	1,393	1,474
Pharmacy	470	462
Science & Mathematics/Technology	5,939	5,407
Social Work (Graduate)	67	60
Veterinary Medicine	116	113
Undeclared	1,519	1,238
TOTAL	50,220	46,354

BOARD OF TRUSTEES OF STATE INSTITUTIONS OF HIGHER LEARNING
STATE OF MISSISSIPPI

HEADCOUNT ENROLLMENT
UNIVERSITY OF MISSISSIPPI MEDICAL CENTER
1983-84

	1st Quarter			2nd Quarter			3rd Quarter		
	<u>Full-Time</u>	<u>Part-Time</u>	<u>Total</u>	<u>Full-Time</u>	<u>Part-Time</u>	<u>Total</u>	<u>Full-Time</u>	<u>Part-Time</u>	<u>Total</u>
<u>SCHOOL OF MEDICINE</u>									
1st Year	138	1	139	136	-	136	132	-	132
2nd Year	149	1	150	147	-	147	145	-	145
3rd Year	136	1	137	137	-	137	135	-	135
4th Year	<u>154</u>	<u>-</u>	<u>154</u>	<u>155</u>	<u>-</u>	<u>155</u>	<u>155</u>	<u>-</u>	<u>155</u>
TOTAL	577	3	580	575	-	575	567	-	567
<u>SCHOOL OF DENTISTRY</u>									
1st Year	39	-	39	35	-	35	32	-	32
2nd Year	40	-	40	40	-	40	40	-	40
3rd Year	46	-	46	46	-	46	44	-	44
Special Students	-	-	-	1	-	1	-	-	-
4th Year	36	-	36	38	-	38	39	-	39
Special Students	<u>5</u>	<u>-</u>	<u>5</u>	<u>-</u>	<u>-</u>	<u>-</u>	<u>-</u>	<u>-</u>	<u>-</u>
TOTAL	166	-	166	160	-	160	155	-	155
<u>SCHOOL OF NURSING</u>									
Advanced Standing - RN	-	1	1	-	1	1	-	-	-
Junior	113	-	113	109	-	109	103	-	103
Senior	108	-	108	108	-	108	108	-	108
Pediatric Nurse Assoc.	-	-	-	-	-	-	-	-	-
Master of Nursing	5	9	14	5	9	14	4	15	19
Special Students	<u>-</u>	<u>2</u>	<u>2</u>	<u>-</u>	<u>1</u>	<u>1</u>	<u>-</u>	<u>3</u>	<u>3</u>
TOTAL	226	12	238	222	11	233	215	18	233

BOARD OF TRUSTEES OF STATE INSTITUTIONS OF HIGHER LEARNING
STATE OF MISSISSIPPI

HEADCOUNT ENROLLMENT
UNIVERSITY OF MISSISSIPPI MEDICAL CENTER
(Continued)
1983-84

SCHOOL OF HEALTH RELATED PROFESSIONS	1st Quarter			2nd Quarter			3rd Quarter		
	Full-time	Part-time	Total	Full-time	Part-time	Total	Full-time	Part-time	Total
Cytotechnology, Total	4	-	4	3	-	3	3	-	3
3rd Year	2	-	2	1	-	1	1	-	1
4th Year	2	-	2	2	-	2	2	-	2
Medical Record Adm., Total	20	-	20	20	-	20	19	-	19
3rd Year	14	-	14	14	-	14	13	-	13
4th Year	6	-	6	6	-	6	6	-	6
Medical Technology, Total	25	-	25	25	-	25	24	-	24
3rd Year	16	-	16	16	-	16	15	-	15
4th Year	9	-	9	9	-	9	9	-	9
Nurse Anesthesiology, Total	28	-	28	28	-	28	28	-	28
3rd Year	16	-	16	16	-	16	16	-	16
4th Year	12	-	12	12	-	12	12	-	12
Physical Therapy, Total	47	-	47	47	-	47	46	-	46
3rd Year	24	-	24	24	-	24	23	-	23
4th Year	23	-	23	23	-	23	23	-	23
Dental Hygiene, Total	37	-	37	37	-	37	37	-	37
1st Year	18	-	18	19	-	19	19	-	19
2nd Year	19	-	19	18	-	18	18	-	18
Respiratory Therapy Tech., Total (Includes: Technician, Parallel Technician, Therapist)	158	1	159	134	1	135	142	-	142
TOTAL	319	1	320	294	1	295	299	-	299

BOARD OF TRUSTEES OF STATE INSTITUTIONS OF HIGHER LEARNING
STATE OF MISSISSIPPI

HEADCOUNT ENROLLMENT
UNIVERSITY OF MISSISSIPPI MEDICAL CENTER
(Continued)
1983-84

	1st Quarter			2nd Quarter			3rd Quarter		
<u>GRADUATE PROGRAM</u> <u>IN THE MEDICAL SCIENCES</u>	<u>Full-Time</u>	<u>Part-Time</u>	<u>Total</u>	<u>Full-Time</u>	<u>Part-Time</u>	<u>Total</u>	<u>Full-Time</u>	<u>Part-Time</u>	<u>Total</u>
Basic Science									
1st Year	22	-	22	22	-	22	20	1	21
2nd and Subseq. Years	36	4	40	35	4	39	35	4	39
Nurse-Midwifery-OB-GYN	4	-	4	4	-	4	7	-	7
Special Students	<u>2</u>	<u>3</u>	<u>5</u>	<u>1</u>	<u>3</u>	<u>4</u>	<u>1</u>	<u>2</u>	<u>3</u>
TOTAL	64	7	71	62	7	69	63	7	70
<u>CERTIFICATES</u>									
Radiologic Technology									
1st Year	19	-	19	18	-	18	17	-	17
2nd Year	19	-	19	19	-	19	19	-	19
Nuclear Med. Technology	6	-	6	1	-	1	4	-	4
Nurse-Midwifery Training	<u>21</u>	<u>-</u>	<u>21</u>	<u>14</u>	<u>-</u>	<u>14</u>	<u>13</u>	<u>-</u>	<u>13</u>
TOTAL	65	-	65	52	-	52	53	-	53
<u>POST GRADUATE PROGRAMS</u>									
Interns	11	-	11	9	2	11	11	-	11
Residents	256	-	256	202	52	254	246	-	246
Fellows	32	-	32	26	7	33	35	-	35
Psychology Residents	14	-	14	8	6	14	13	-	13
Dental Residents	<u>6</u>	<u>-</u>	<u>6</u>	<u>6</u>	<u>-</u>	<u>6</u>	<u>6</u>	<u>-</u>	<u>6</u>
TOTAL	319	-	319	251	67	318	311	-	311
GRAND TOTAL	1,736	23	1,759	1,616	86	1,702	1,663	25	1,688

BOARD OF TRUSTEES OF STATE INSTITUTIONS OF HIGHER LEARNING
STATE OF MISSISSIPPI

HEADCOUNT ENROLLMENT BY LEVEL AND BY RESIDENT AND NON-RESIDENT
DEGREE GRANTING OFF-CAMPUS CENTERS
1983-84

Class Level	MSU - Jackson		MSU - Meridian		MSU - Vicksburg Engr.		UM - Jackson		UM - Tupelo	
	1st Sem.	2nd Sem.	1st Sem.	2nd Sem.	1st Sem.	2nd Sem.	1st Sem.	2nd Sem.	1st Sem.	2nd Sem.
Freshman, Total	-	-	-	-	-	-	7	8	5	1
Resident	-	-	-	-	-	-	7	8	5	1
Non-Resident	-	-	-	-	-	-	-	-	-	-
Sophomore, Total	-	-	-	-	-	-	5	4	2	1
Resident	-	-	-	-	-	-	5	4	2	1
Non-Resident	-	-	-	-	-	-	-	-	-	-
Junior, Total	1	-	229	198	-	-	6	6	46	49
Resident	1	-	228	197	-	-	6	6	46	49
Non-Resident	-	-	1	1	-	-	-	-	-	-
Senior, Total	2	2	78	69	-	-	18	19	62	78
Resident	2	2	78	68	-	-	18	19	62	76
Non-Resident	-	-	-	1	-	-	-	-	-	2
Undergraduate, Total	3	2	307	267	-	-	36	37	115	129
Resident	3	2	306	265	-	-	36	37	115	129
Non-Resident	-	-	1	2	-	-	-	-	-	-
Graduate, Total	137	152	277	292	76	70	71	78	146	146
Resident	137	152	271	288	76	70	70	78	146	146
Non-Resident	-	-	6	4	-	-	1	-	-	-
TOTAL, ALL CLASSES	140	154	584	559	76	70	107	115	261	275
RESIDENT	140	154	577	553	76	70	106	115	261	273
NON-RESIDENT	-	-	7	6	-	-	1	-	-	2
MEN	22	31	233	228	72	66	19	24	95	105
WOMEN	118	123	351	331	4	4	88	91	166	170

BOARD OF TRUSTEES OF STATE INSTITUTIONS OF HIGHER LEARNING
STATE OF MISSISSIPPI

HEADCOUNT ENROLLMENT BY LEVEL AND BY RESIDENT/NON-RESIDENT
DEGREE-GRANTING OFF-CAMPUS CENTER (Continued) 1983-84

<u>Class Level</u>	USM - Jackson		USM - Gulf Park			USM - Natchez		
	<u>1st Sem.</u>	<u>2nd Sem.</u>	<u>1st Qtr.</u>	<u>2nd Qtr.</u>	<u>3rd Qtr.</u>	<u>1st Qtr.</u>	<u>2nd Qtr.</u>	<u>3rd Qtr.</u>
Freshman, Total	-	-	-	-	-	-	-	-
Resident	-	-	-	-	-	-	-	-
Non-Resident	-	-	-	-	-	-	-	-
Sophomore, Total	-	-	-	-	-	-	-	-
Resident	-	-	-	-	-	-	-	-
Non-Resident	-	-	-	-	-	-	-	-
Junior, Total	7	2	316	208	240	72	49	47
Resident	7	2	314	206	236	66	46	45
Non-Resident	-	-	2	2	4	6	3	2
Senior, Total	7	10	494	435	479	63	51	57
Resident	7	10	490	432	477	57	47	53
Non-Resident	-	-	4	3	2	6	4	4
Undergraduate, Total	14	12	810	643	717	135	100	104
Resident	14	12	804	638	3	123	93	98
Non-Resident	-	-	6	5	6	12	7	6
Graduate, Total	19	23	542	406	458	97	66	67
Resident	18	23	497	360	406	79	54	56
Non-Resident	1	-	45	46	52	18	12	11
TOTAL ALL CLASSES	33	35	1,352	1,049	1,177	232	166	171
RESIDENT	32	35	1,301	998	1,119	202	147	154
NON-RESIDENT	1	-	51	51	58	30	19	17
MEN	13	23	636	486	585	74	55	60
WOMEN	20	12	716	563	592	158	111	111

BOARD OF TRUSTEES OF STATE INSTITUTIONS OF HIGHER LEARNING
STATE OF MISSISSIPPI

HEADCOUNT ENROLLMENT BY LEVEL AND BY RESIDENT/NON-RESIDENT
OFF-CAMPUS RESIDENT CENTERS 1983-84

Class Level	MSU - Vicksburg		UM - Booneville		UM - Southaven		USM - Jackson County		
	1st Sem.	2nd Sem.	1st Sem.	2nd Sem.	1st Sem.	2nd Sem.	1st Qtr.	2nd Qtr.	3rd Qtr.
Freshman, Total	-	-	-	-	-	1	-	-	-
Resident	-	-	-	-	-	1	-	-	-
Non-Resident	-	-	-	-	-	-	-	-	-
Sophomore, Total	-	-	-	2	6	4	-	-	-
Resident	-	-	-	2	6	3	-	-	-
Non-Resident	-	-	-	-	-	1	-	-	-
Junior, Total	-	12	-	-	16	18	145	106	122
Resident	-	12	-	-	15	17	145	106	120
Non-Resident	-	-	-	-	1	1	-	-	2
Senior, Total	-	4	-	2	30	43	209	183	226
Resident	-	4	-	2	28	37	209	182	225
Non-Resident	-	-	-	-	2	6	-	1	1
Undergraduate, Total	-	16	2	4	52	66	354	289	348
Resident	-	16	2	4	49	58	354	288	345
Non-Resident	-	-	-	-	3	8	-	1	3
Graduate, Total	32	45	40	21	47	99	110	89	134
Resident	32	45	40	21	36	80	103	85	123
Non-Resident	-	-	-	-	11	19	7	4	11
TOTAL ALL CLASSES	32	61	42	25	99	165	464	378	482
RESIDENT	32	61	42	25	84	138	457	373	468
NON-RESIDENT	-	-	-	-	14	27	7	5	14
MEN	4	20	4	0	27	47	207	163	218
WOMEN	28	41	38	25	72	118	257	215	264

BOARD OF TRUSTEES OF STATE INSTITUTIONS OF HIGHER LEARNING
STATE OF MISSISSIPPI

HEADCOUNT ENROLLMENT BY SCHOOLS OR DIVISIONS
DEGREE-GRANTING OFF-CAMPUS CENTERS
1983-84

School or Division	MSU - Jackson		MSU - Meridian		MSU - Vicksburg Engr.		UM - Jackson		UM - Tupelo	
	1st Sem.	2nd Sem.	1st Sem.	2nd Sem.	1st Sem.	2nd Sem.	1st Sem.	2nd Sem.	1st Sem.	2nd Sem.
Accountancy	-	-	53	44	-	-	-	-	9	14
Agriculture	-	-	5	7	-	-	-	-	-	-
Architecture	-	-	-	-	-	-	-	-	-	-
Arts & Sciences (Liberal Arts)	-	-	-	-	-	-	-	-	-	-
	6	14	107	79	-	-	32	16	24	26
Business & Industry/ Economics	1	-	101	103	-	-	-	-	77	60
Education & Psychology	48	49	150	149	-	-	31	54	148	174
Engineering	-	-	-	5	76	70	-	-	-	-
Fine Arts	-	-	-	-	-	-	-	-	-	-
Forest Resources	-	-	-	-	-	-	-	-	-	-
Health, P.E. & Recreation	-	-	-	-	-	-	-	-	-	-
Home Economics	-	-	-	-	-	-	-	-	-	-
Library Services/ Science	-	-	-	-	-	-	9	9	-	1
Paralegal Studies	-	-	-	-	-	-	35	36	-	-
Pharmacy	-	-	-	-	-	-	-	-	3	-
Science & Mathematics/ Technology	-	-	-	-	-	-	-	-	-	-
Social Work (Graduate)	-	-	-	-	-	-	-	-	-	-
Unclassified/ Continuing Education	85	92	168	172	-	-	-	-	-	-
TOTAL	140	155	584	559	76	70	107	115	261	275

BOARD OF TRUSTEES OF STATE INSTITUTIONS OF HIGHER LEARNING
STATE OF MISSISSIPPI

HEADCOUNT ENROLLMENT BY SCHOOLS OR DIVISIONS
DEGREE-GRANTING OFF-CAMPUS CENTERS
1983-84

<u>School or Division</u>	<u>USM - Jackson</u>		<u>USM - Gulf Park</u>			<u>USM - Natchez</u>		
	<u>1st Sem.</u>	<u>2nd Sem.</u>	<u>1st Qtr.</u>	<u>2nd Qtr.</u>	<u>3rd Qtr.</u>	<u>1st Qtr.</u>	<u>2nd Qtr.</u>	<u>3rd Qtr.</u>
Accountancy	-	-	-	-	-	-	-	-
Agriculture	-	-	-	-	-	-	-	-
Architecture	-	-	-	-	-	-	-	-
Arts & Sciences								
(Liberal Arts)	7	1	223	117	140	45	22	24
Business & Industry	6	9	339	292	356	75	58	65
Education & Psychology	7	10	346	289	291	86	71	59
Engineering	-	-	-	-	-	-	-	-
Fine Arts	-	-	3	7	3	1	-	-
Forest Resources	-	-	-	-	-	-	-	-
Health, P.E. & Recreation	-	-	15	8	12	2	1	1
Home Economics	-	-	9	6	5	-	-	-
Library Services/ Science	-	-	28	16	18	7	1	8
Nursing	-	-	84	86	88	-	-	-
Pharmacy	-	-	-	-	-	-	-	-
Science & Mathematics/ Technology	1	6	299	225	259	16	12	13
Social Work (Graduate)	11	9	4	3	5	-	-	-
Unclassified/Continuing Education	<u>1</u>	<u>-</u>	<u>2</u>	<u>-</u>	<u>-</u>	<u>-</u>	<u>1</u>	<u>1</u>
TOTAL	33	35	1,352	1,049	1,177	232	166	171

BOARD OF TRUSTEES OF STATE INSTITUTIONS OF HIGHER LEARNING
STATE OF MISSISSIPPI

HEADCOUNT ENROLLMENT BY SCHOOLS OR DIVISIONS
OFF-CAMPUS RESIDENT CENTERS
1983-84

<u>School or Division</u>	<u>MSU - Vicksburg</u>		<u>UM - Booneville</u>		<u>UM - Southaven</u>		<u>USM - Jackson County</u>		
	<u>1st Sem.</u>	<u>2nd Sem.</u>	<u>1st Sem.</u>	<u>2nd Sem.</u>	<u>1st Sem.</u>	<u>2nd Sem.</u>	<u>1st Qtr.</u>	<u>2nd Qtr.</u>	<u>3rd Qtr.</u>
Accountancy	-	4	-	-	3	-	-	-	-
Agriculture	-	-	-	-	-	-	-	-	-
Art & Sciences									
(Liberal Arts)	1	3	-	4	-	3	57	46	45
Business & Industry	-	10	1	-	25	27	202	154	173
Education &									
Psychology	13	10	41	21	71	128	131	115	148
Engineering	-	-	-	-	-	1	-	-	-
Fine Arts	-	-	-	-	-	-	2	1	5
Forest Resources	-	-	-	-	-	-	-	-	-
Health, P.E. &									
Recreation	-	-	-	-	-	-	3	2	2
Home Economics	-	-	-	-	-	-	3	1	9
Library Services/									
Science	-	-	-	-	-	-	3	1	2
Nursing	-	-	-	-	-	-	3	5	9
Pharmacy	-	-	-	-	-	6	-	-	-
Science & Mathematics/									
Technology	-	-	-	-	-	-	60	52	87
Social Work (Graduate)	-	-	-	-	-	-	-	1	1
Unclassified	<u>18</u>	<u>34</u>	<u>-</u>	<u>-</u>	<u>-</u>	<u>-</u>	<u>-</u>	<u>-</u>	<u>1</u>
TOTAL	32	61	42	25	99	165	464	378	482

BOARD OF TRUSTEES OF STATE INSTITUTIONS OF HIGHER LEARNING
STATE OF MISSISSIPPI

HEADCOUNT ENROLLMENT BY LEVEL AND FULL-TIME EQUIVALENT
BY SEMESTER OR QUARTER, 1983-84
DEGREE-GRANTING OFF-CAMPUS CENTERS

<u>Class Level</u>	<u>MSU - Jackson</u>		<u>MSU - Meridian</u>		<u>MSU - Vicksburg Engr.</u>		<u>UM - Jackson</u>	
	<u>1st Sem.</u>	<u>2nd Sem.</u>	<u>1st Sem.</u>	<u>2nd Sem.</u>	<u>1st Sem.</u>	<u>2nd Sem.</u>	<u>1st Sem.</u>	<u>2nd Sem.</u>
Lower	-	-	-	-	-	-	12	12
Upper	3	2	307	267	-	-	24	25
Graduate	137	154	277	292	76	70	71	78
Total	140	156	584	559	76	70	107	115
F.T.E.	53	57	261	252	27	25	44	47

<u>Class Level</u>	<u>UM - Tupelo</u>		<u>USM - Jackson</u>		<u>USM - Gulf Park</u>			<u>USM - Natchez</u>		
	<u>1st Sem.</u>	<u>2nd Sem.</u>	<u>1st Sem.</u>	<u>2nd Sem.</u>	<u>1st Qtr.</u>	<u>2nd Qtr.</u>	<u>3rd Qtr.</u>	<u>1st Qtr.</u>	<u>2nd Qtr.</u>	<u>3rd Qtr.</u>
Lower	7	2	-	-	-	-	-	-	-	-
Upper	108	127	14	12	810	643	719	135	100	104
Graduate	146	146	19	23	542	406	458	97	66	67
Total	261	275	33	35	1,352	1,049	1,177	232	166	171
F.T.E.	103	107	11	14	740	607	656	123	94	89

BOARD OF TRUSTEES OF STATE INSTITUTIONS OF HIGHER LEARNING
STATE OF MISSISSIPPI

HEADCOUNT ENROLLMENT BY LEVEL AND FULL-TIME EQUIVALENT
BY SEMESTER OR QUARTER, 1983-84
OFF-CAMPUS RESIDENT CENTERS

<u>Class Level</u>	<u>MSU - Vicksburg</u>		<u>UM - Booneville</u>		<u>UM - Southaven</u>		<u>USM - Jackson County</u>		
	<u>1st Sem.</u>	<u>2nd Sem.</u>	<u>1st Sem.</u>	<u>2nd Sem.</u>	<u>1st Sem.</u>	<u>2nd Sem.</u>	<u>1st Qtr.</u>	<u>2nd Qtr.</u>	<u>3rd Qtr.</u>
Lower	-	-	-	2	6	5	-	-	-
Upper	-	16	2	2	46	61	354	289	348
Graduate	32	45	40	21	47	99	110	89	134
Total	32	61	42	25	99	165	464	378	482
F.T.E.	13	23	14	8	38	64	205	173	220

BOARD OF TRUSTEES OF STATE INSTITUTIONS OF HIGHER LEARNING
STATE OF MISSISSIPPI

TOTAL HEADCOUNT ENROLLMENT BY LEVEL AND FULL-TIME EQUIVALENT
BY SEMESTER OR QUARTER, 1983-84

DEGREE-GRANTING OFF-CAMPUS CENTERS

<u>Class Level</u>	<u>1st Sem. (1st Qtr.)</u>	<u>2nd Qtr.</u>	<u>2nd Sem. (3rd Qtr.)</u>
Lower	19	-	14
Upper	1,401	743	1,256
Graduate	1,365	472	1,288
Total	2,785	1,215	2,558
F.T.E.	1,362	701	1,247

OFF-CAMPUS RESIDENT CENTERS

<u>Class Level</u>	<u>1st Sem. (1st Qtr.)</u>	<u>2nd Qtr.</u>	<u>2nd Sem. (3rd Qtr.)</u>
Lower	6	-	7
Upper	402	289	427
Graduate	229	89	299
Total	637	378	733
F.T.E.	270	173	315

BOARD OF TRUSTEES OF STATE INSTITUTIONS OF HIGHER LEARNING
STATE OF MISSISSIPPI

ENROLLEES IN EXTENSION CLASSES
1983-84

FIRST SEMESTER (FIRST QUARTER)

<u>School or Division</u>						<u>Enrollees by Level</u>				<u>Classes by Level</u>			
<u>Institution</u>	<u>Arts and Sciences</u>	<u>Business</u>	<u>Education</u>	<u>Other</u>	<u>Total</u>	<u>Lower</u>	<u>Upper</u>	<u>Graduate</u>	<u>Total</u>	<u>Lower</u>	<u>Upper</u>	<u>Graduate</u>	<u>Total</u>
DSU	11	151	98	-	260	-	158	102	260	-	15.0	16.0	31
	58	-	57	-	115	-	3	112	115	-	1.0	14.0	15
MSU	62	33	154	73	322	-	96	226	322	-	11.4	13.6	25
MVSU	20	-	21	-	41	-	41	-	41	-	4.0	-	4
UM	54	-	59	-	113	-	-	113	113	-	-	8.0	8
USM	16	-	71	13	100	-	29	71	100	-	2.6	8.4	11
TOTAL	221	184	460	86	951	-	327	624	951	-	34.0	60.0	94

(SECOND QUARTER)

USM	20	-	83	-	103	6	15	82	103	2.0	1.7	7.3	11
-----	----	---	----	---	-----	---	----	----	-----	-----	-----	-----	----

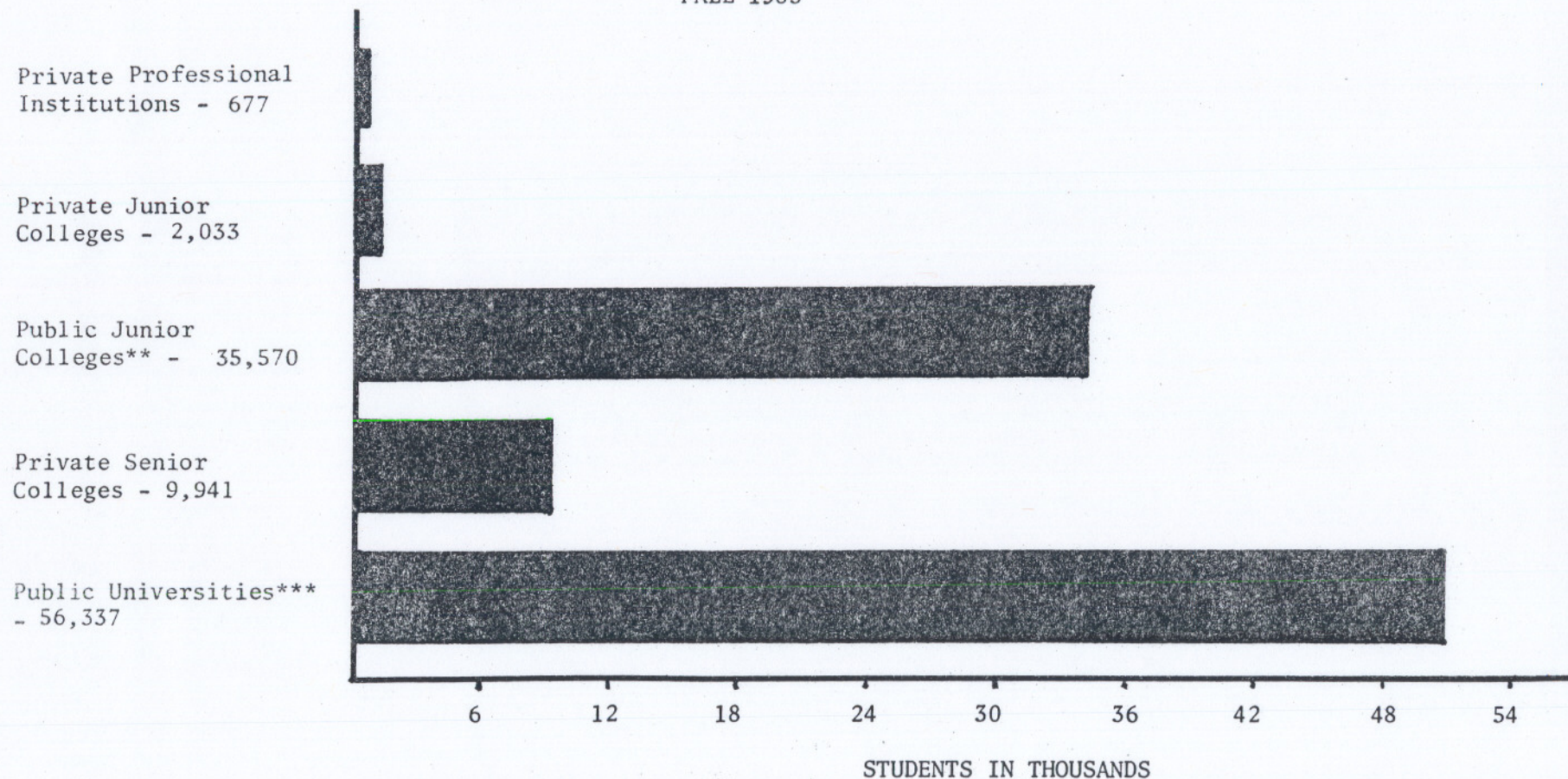
SECOND SEMESTER (THIRD QUARTER)

DSU	12	123	78	-	213	-	130	83	213	-	11.0	9.0	20
JSU	79	-	62	-	141	-	21	120	141	-	3.0	15.0	18
MSU	97	30	470	48	645	-	238	407	645	-	16.3	35.7	52
MVSU	-	-	-	-	-	-	-	-	-	-	-	-	-
UM	19	10	146	-	175	-	24	151	175	-	2.4	11.6	14
USM	55	-	136	6	197	-	50	147	197	-	5.7	11.3	17
TOTAL	262	163	892	54	1,371	-	463	908	1,371	-	38.4	82.6	121

BOARD OF TRUSTEES OF STATE INSTITUTIONS OF HIGHER LEARNING
STATE OF MISSISSIPPI

COMPARISON OF ENROLLMENTS AT INSTITUTIONS
ACCREDITED OR PROVISIONALLY ACCREDITED BY THE
MISSISSIPPI COMMISSION ON COLLEGE ACCREDITATION*

FALL 1983



*Information Source: Annual Report 1984, Board of Trustees of State Institutions of Higher Learning

**Includes Academic and Technical students. Excludes Vocational students. Enrollment at end of first six-weeks.

***Includes University of Mississippi Medical Center

II

ENROLLMENTS 1983
SUMMER SESSION

BOARD OF TRUSTEES OF STATE INSTITUTIONS OF HIGHER LEARNING
STATE OF MISSISSIPPI

HEADCOUNT ENROLLMENT, ON-CAMPUS AND OFF-CAMPUS, INCLUDING EXTENSION ENROLLEES
Summer, 1983

<u>Institution</u>	<u>1st Term (Includes Intercession and Extended Session)</u>				<u>2nd Term</u>			
	<u>Lower</u>	<u>Upper</u>	<u>Graduate</u>	<u>Total</u>	<u>Lower</u>	<u>Upper</u>	<u>Graduate</u>	<u>Total</u>
<u>ON-CAMPUS</u>								
Alcorn State Univ.	455	464	177	1,096	315	416	109	840
Delta State Univ.	304	754	554	1,612	191	597	323	1,111
Jackson State Univ.	578	1,321	851	2,750	ONLY ONE SUMMER TERM			
Miss. State Univ.	1,017	2,233	1,372	4,622	894	2,003	926	3,823
Miss. Univ. for Women	380	510	59	949	297	376	83	756
Miss. Valley State Univ.	347	610	101	1,058	334	308	69	711
Univ. of Mississippi	435	1,841	1,140	3,416	404	1,580	972	2,956
Univ. of South. Miss.	756	3,099	1,941	5,796	ONLY ONE SUMMER TERM			
TOTAL ON-CAMPUS	4,272	10,832	6,195	21,299	2,435	5,280	2,482	10,197
<u>DEGREE-GRANTING</u>								
<u>OFF-CAMPUS CENTERS*</u>								
MSU - Jackson	-	10	227	237				
MSU - Meridian	20	240	286	546				
MSU - Vicksburg Engineer.	-	-	29	29				
UM - Jackson	9	46	96	151				
UM - Tupelo	9	144	138	291				
USM - Jackson	-	33	5	38				
USM - Gulf Park	-	825	488	1,313				
USM - Natchez	-	148	125	273				
TOTAL DEGREE GRANTING CTR.	38	1,446	1,394	2,878				
<u>RESIDENT CENTERS*</u>								
MSU - Vicksburg	-	12	47	59				
UM - Booneville	-	-	18	18				
UM - Southaven	4	69	89	162				
USM - Jackson County	-	390	107	497				
TOTAL RESIDENT CENTERS	4	471	261	736				
EXTENSION ENROLLEES	34	677	881	1,592				
TOTAL OFF-CAMPUS	76	2,594	2,536	5,206				

*One report includes Intercession, Extended Session, and both terms

BOARD OF TRUSTEES OF STATE INSTITUTIONS OF HIGHER LEARNING
STATE OF MISSISSIPPI

FULL-TIME EQUIVALENT ENROLLMENT, ON-CAMPUS AND OFF-CAMPUS, EXCLUDING EXTENSION
Summer, 1983

Institution	1st Term (Includes Intersession and Extended Session)				2nd Term			
	Lower	Upper	Graduate	Total	Lower	Upper	Graduate	Total
<u>ON-CAMPUS</u>								
Alcorn State Univ.	419	444	139	1,002	295	383	84	762
Delta State Univ.	281	708	476	1,465	166	533	280	979
Jackson State Univ.	397	933	556	1,886	ONLY ONE SUMMER TERM			
Miss. State Univ.	846	1,928	1,086	3,860	782	1,757	892	3,431
Miss. Univ. for Women	303	410	48	761	233	300	57	590
Miss. Valley State Univ.	347	610	101	1,058	334	308	69	711
Univ. of Mississippi	384	1,560	985	2,929	354	1,291	858	2,503
Univ. of South. Miss.	596	2,571	1,363	4,530				
TOTAL ON-CAMPUS	3,573	9,164	4,754	17,491	2,164	4,572	2,240	8,976
<u>DEGREE-GRANTING</u>								
<u>OFF-CAMPUS CENTERS*</u>								
MSU - Jackson								
MSU - Meridian	-	3	141	144				
MSU - Vicksburg Engineer.	8	135	179	322				
UM - Jackson	-	-	29	29				
UM - Tupelo	6	11	48	65				
USM - Jackson	-	10	2	12				
USM - Gulf Park	-	456	260	716				
USM - Natchez	-	86	63	149				
TOTAL DEGREE GRANTING CTR.	14	701	722	1,437				
<u>RESIDENT CENTERS*</u>								
MSU - Vicksburg	-	5	27	32				
UM - Booneville	-	-	6	6				
UM - Southaven	-	24	36	60				
USM - Jackson County	-	166	48	214				
TOTAL RESIDENT CENTERS	-	195	117	312				
TOTAL OFF-CAMPUS	14	896	839	1,749				

* One report includes Intersession, Extended Session, and both terms

BOARD OF TRUSTEES OF STATE INSTITUTIONS OF HIGHER LEARNING
STATE OF MISSISSIPPI

HEADCOUNT ON-CAMPUS ENROLLMENT BY LEVEL,
BY RESIDENT AND NON-RESIDENT AND BY TERM
SUMMER, 1983

Class Level	Alcorn State		Delta State		Jackson State*		Mississippi State	
	1st Term	2nd Term	1st Term	2nd Term	1st Term	2nd Term	1st Term	2nd Term
Lower, Total	455	315	304	191	578		1,017	894
Resident	397	287	301	188	495		864	767
Non-Resident	58	28	3	3	83		153	127
Upper, Total	464	416	754	597	1,321		2,233	2,003
Resident	426	384	722	575	1,184		1,976	1,778
Non-Resident	38	32	32	22	137		257	225
Graduate, Total	177	109	554	323	851		1,372	926
Resident	161	93	526	294	753		1,041	618
Non-Resident	16	16	28	29	98		331	308
TOTAL, ALL	1,096	840	1,612	1,111	2,750		4,622	3,823
RESIDENT	984	764	1,549	1,057	2,432		3,881	3,163
NON-RESIDENT	112	76	63	54	318		741	660

*Jackson State University's graduate program is primarily one continuous summer term. There are some graduate students enrolled in second-term courses.

BOARD OF TRUSTEES OF STATE INSTITUTIONS OF HIGHER LEARNING
STATE OF MISSISSIPPI

HEADCOUNT ON-CAMPUS ENROLLMENT BY LEVEL,
BY RESIDENT AND NON-RESIDENT, AND BY TERM
SUMMER, 1983 (Continued)

Class Level	MS Univ. for Women		MS Valley St. Univ.		Univ. of Miss.		Univ. of Sou. MS*
	1st Term	2nd Term	1st Term	2nd Term	1st Term	2nd Term	
Lower, Total	380	297	347	334	435	404	756
Resident	335	266	307	304	309	278	654
Non-Resident	45	31	40	30	126	126	102
Upper, Total	510	376	610	308	1,841	1,580	3,099
Resident	443	330	549	280	1,426	1,219	2,875
Non-Resident	67	46	61	28	415	361	224
Graduate, Total	59	83	101	69	1,140	972	1,941
Resident	55	73	101	68	845	695	1,479
Non-Resident	4	10	-	1	295	277	462
TOTAL, ALL	949	756	1,058	711	3,416	2,956	5,796
RESIDENT	833	669	957	652	2,580	2,192	5,008
NON-RESIDENT	116	87	101	59	836	764	788

*The University of Southern Mississippi has one continuous summer term.

BOARD OF TRUSTEES OF STATE INSTITUTIONS OF HIGHER LEARNING
STATE OF MISSISSIPPI

TOTAL HEADCOUNT ON-CAMPUS ENROLLMENT BY LEVEL,
BY RESIDENT AND NON-RESIDENT, AND BY TERM
SUMMER, 1983

<u>Class Level</u>	<u>First Term</u>	<u>Second Term*</u>
Lower, Total	4,272	2,435
Resident	3,662	2,090
Non-Resident	610	345
Upper, Total	10,832	5,280
Resident	9,601	4,566
Non-Resident	1,231	714
Graduate, Total	6,195	2,482
Resident	4,961	1,841
Non-Resident	1,234	641
TOTAL, ALL	21,299	10,197
RESIDENT	18,224	8,497
NON-RESIDENT	3,075	1,700

*The University of Southern Mississippi has one continuous summer term. USM's enrollment is included in the first-term totals only. Jackson State University's graduate program is primarily one continuous summer term. There are some students enrolled in second-term courses and are included in the second-term totals.

BOARD OF TRUSTEES OF STATE INSTITUTIONS OF HIGHER LEARNING
STATE OF MISSISSIPPI

HEADCOUNT ON-CAMPUS ENROLLMENT BY SCHOOLS OR DIVISIONS
SUMMER, 1983

<u>School or Division</u>	<u>Alcorn St. Univ.</u>		<u>Delta State Univ.</u>		<u>Jackson State Univ.</u>		<u>Miss. State Univ.</u>	
	<u>1st Term</u>	<u>2nd Term</u>	<u>1st Term</u>	<u>2nd Term</u>	<u>1st Term</u>	<u>2nd Term</u>	<u>1st Term</u>	<u>2nd Term</u>
Accountancy	-	-	-	-	-	-	237	202
Agriculture & Applied Science	186	137	-	-	-	-	447	366
Architecture	-	-	-	-	-	-	46	60
Arts & Sciences (Liberal Arts)	352	332	562	407	1,170	-	790	714
Business & Industry/ Economics	259	223	375	285	640	-	604	532
Education & Psychology	223	148	626	370	471	-	862	657
Engineering	-	-	-	-	-	-	1,061	1,010
Forest Resources	-	-	-	-	-	-	100	60
Industrial & Technical Education	-	-	-	-	194	-	-	-
Nursing	76	-	49	49	-	-	-	-
Veterinary Medicine	-	-	-	-	-	-	58	61
Undeclared	-	-	-	-	275	-	417	161
TOTAL	1,096	840	1,612	1,111	2,750	-	4,622	3,823

BOARD OF TRUSTEES OF STATE INSTITUTIONS OF HIGHER LEARNING
STATE OF MISSISSIPPI

HEADCOUNT ON-CAMPUS ENROLLMENT BY SCHOOLS OR DIVISIONS
SUMMER, 1983 (Continued)

<u>School or Division</u>	<u>MS Univ. for Women</u>		<u>MS Valley St. Univ.</u>		<u>Univ. of Mississippi</u>		<u>Univ. of So. Miss.</u>
	<u>1st Term</u>	<u>2nd Term</u>	<u>1st Term</u>	<u>2nd Term</u>	<u>1st Term</u>	<u>2nd Term</u>	<u>Summer Term</u>
Accountancy	-	-	-	-	204	192	-
Arts & Sciences (Liberal Arts)	137	121	258	160	1,022	897	955
Business & Industry/ Economics	194	166	212	132	702	571	906
Education & Psychology	109	89	286	225	740	603	1,434
Engineering	-	-	-	-	357	325	-
Fine Arts	33	22	-	-	-	-	258
Health, P.E. & Recreation	18	8	-	-	-	-	297
Home Economics	44	40	-	-	-	-	215
Human Behavioral Sciences/ Communications	40	38	-	-	-	-	-
Humanities	32	26	-	-	-	-	-
Law	-	-	-	-	241	237	-
Library Services/ Science	-	-	-	-	15	8	105
Nursing	270	186	-	-	-	-	267
Pharmacy	-	-	-	-	135	123	-
Science & Mathematics/ Technology	72	60	201	140	-	-	1,260
Social Work (Graduate)	-	-	-	-	-	-	38
Technical	-	-	101	54	-	-	-
Undeclared	-	-	-	-	-	-	61
TOTAL	949	756	1,058	711	3,416	2,956	5,796

BOARD OF TRUSTEES OF STATE INSTITUTIONS OF HIGHER LEARNING
STATE OF MISSISSIPPI

THE UNIVERSITY OF MISSISSIPPI MEDICAL CENTER
HEADCOUNT ENROLLMENT
SUMMER, 1983

<u>School</u>	<u>Resident</u>	<u>Non-Resident</u>	<u>Total</u>
<u>SCHOOL OF MEDICINE</u>			
3rd Year	146	-	146
4th Year	<u>119</u>	<u>-</u>	<u>119</u>
TOTAL	265	-	265
<u>SCHOOL OF DENTISTRY</u>			
3rd Year	43	-	43
Special Students	31	-	31
4th Year	10	-	10
Special Students	<u>3</u>	<u>-</u>	<u>3</u>
TOTAL	87	-	87
<u>SCHOOL OF NURSING</u>			
Junior	120	-	120
Senior	33	-	33
Advanced Standing - RN	10	4	14
Master of Nursing	<u>6</u>	<u>-</u>	<u>6</u>
TOTAL	169	4	173
<u>SCHOOL OF HEALTH RELATED PROFESSIONS</u>			
Nurse Anesthesiology			
Junior	9	10	19
Senior	12	-	12
Respiratory Therapy			
Non-Traditional	46	57	103
Technician	<u>13</u>	<u>-</u>	<u>13</u>
TOTAL	80	67	147

BOARD OF TRUSTEES OF STATE INSTITUTIONS OF HIGHER LEARNING
STATE OF MISSISSIPPI

THE UNIVERSITY OF MISSISSIPPI MEDICAL CENTER
HEADCOUNT ENROLLMENT
SUMMER, 1983 (Continued)

<u>School</u>	<u>Resident</u>	<u>Non-Resident</u>	<u>Total</u>
<u>GRADUATE PROGRAM IN</u> <u>THE MEDICAL SCIENCES</u>			
Basic Science			
1st Year	1	16	17
2nd & Sub. Years	14	8	22
Nurse-Midwife (OB-GYN)	1	4	5
Special Students	<u>1</u>	<u>-</u>	<u>1</u>
TOTAL	17	28	45
<u>OTHER PROGRAMS</u>			
Radiologic Technology	38	1	39
Nuclear Medicine Technology	6	-	6
Nurse-Midwifery Training	<u>2</u>	<u>15</u>	<u>17</u>
TOTAL	46	16	62
<u>POST GRADUATE EDUCATION</u>			
Interns	4	7	11
Residents	184	74	258
Fellows	17	9	26
Cl. Psychology Residents	-	14	14
Cl. Dentistry Residents	<u>2</u>	<u>4</u>	<u>6</u>
TOTAL	207	108	315
GRAND TOTALS	270	152	422

BOARD OF TRUSTEES OF STATE INSTITUTIONS OF HIGHER LEARNING
STATE OF MISSISSIPPI

HEADCOUNT ENROLLMENT BY LEVEL
AND BY RESIDENT AND NON-RESIDENT
SUMMER, 1983

DEGREE-GRANTING OFF-CAMPUS CENTERS

Class Level	Mississippi State University			Univ. of Miss.		University of Southern Miss.			Total
	Jackson	Meridian	Vicksburg Eng.	Jackson	Tupelo	Jackson	Gulf Park	Natchez	
Lower, Total	-	20	-	9	9	-	-	-	38
Resident	-	19	-	9	9	-	-	-	37
Non-Resident	-	1	-	-	-	-	-	-	1
Upper, Total	10	240	-	46	144	33	825	148	1,446
Resident	10	236	-	46	144	13	813	138	1,400
Non-Resident	-	4	-	-	-	20	12	10	46
Graduate, Total	227	286	29	96	138	5	488	125	1,394
Resident	221	277	29	95	136	2	427	99	1,286
Non-Resident	6	9	-	1	2	3	61	26	108
TOTAL, ALL	237	546	29	151	291	38	1,313	273	2,878
RESIDENT	231	532	29	150	289	15	1,240	237	2,723
NON-RESIDENT	6	14	-	1	2	23	73	36	155

BOARD OF TRUSTEES OF STATE INSTITUTIONS OF HIGHER LEARNING
STATE OF MISSISSIPPI

HEADCOUNT ENROLLMENT BY LEVEL
AND BY RESIDENT AND NON-RESIDENT
SUMMER, 1983

OFF-CAMPUS RESIDENT CENTERS

<u>Class Level</u>	<u>MSU Vicksburg</u>	<u>UM Booneville</u>	<u>UM Southaven</u>	<u>USM Jackson County</u>	<u>Total</u>
Lower, Total	--	--	4	--	4
Resident	--	--	2	--	2
Non-Resident	--	--	2	--	2
Upper, Total	12	--	69	390	471
Resident	12	--	53	387	452
Non-Resident	--	--	16	3	19
Graduate, Total	47	18	89	107	261
Resident	47	18	57	104	226
Non-Resident	--	--	32	3	35
TOTAL, ALL CLASSES	59	18	162	497	736
RESIDENT	59	18	112	491	680
NON-RESIDENT	-	-	50	6	56

BOARD OF TRUSTEES OF STATE INSTITUTIONS OF HIGHER LEARNING
STATE OF MISSISSIPPI

HEADCOUNT ENROLLMENT BY SCHOOLS OR DIVISIONS
SUMMER, 1983

DEGREE-GRANTING OFF-CAMPUS CENTERS

<u>School or Division</u>	<u>Mississippi State University</u>			<u>Univ. of Miss.</u>		<u>University of Southern Miss.</u>			<u>Total</u>
	<u>Jackson</u>	<u>Meridian</u>	<u>Vicksburg Eng.</u>	<u>Jackson</u>	<u>Tupelo</u>	<u>Jackson</u>	<u>Gulf Park</u>	<u>Natchez</u>	
Accountancy	-	41	-	5	9	-	-	-	55
Agriculture & Applied Science	1	5	-	-	-	-	-	-	6
Architecture	-	-	-	-	-	-	-	-	-
Arts & Sciences (Liberal Arts)	14	88	-	15	10	2	161	45	335
Business & Industry/ Economics	-	78	-	40	52	19	317	55	561
Education & Psychology	63	152	-	36	214	6	440	129	1,040
Engineering	1	12	29	-	5	-	-	-	47
Fine Arts	-	-	-	-	-	-	20	4	24
Forest Resources	-	1	-	-	-	-	-	-	1
Health, P.E. & Recreation	-	-	-	-	-	-	22	5	27
Home Economics	-	-	-	-	-	1	20	2	23
Library Services/ Science	-	-	-	35	1	-	7	5	48
Nursing	-	-	-	-	-	4	68	2	74
Paralegal Studies	-	-	-	20	-	-	-	-	20
Science & Mathematics/ Technology	-	-	-	-	-	6	250	25	281
Social Work (Graduate)	-	-	-	-	-	-	8	1	9
Undeclared	158	169	-	-	-	-	-	-	327
TOTAL	237	546	29	151	291	38	1,313	273	2,878

BOARD OF TRUSTEES OF STATE INSTITUTIONS OF HIGHER LEARNING
STATE OF MISSISSIPPI

HEADCOUNT ENROLLMENT BY SCHOOLS OR DIVISIONS
SUMMER, 1983

OFF-CAMPUS RESIDENT CENTERS

<u>School or Division</u>	<u>MSU Vicksburg</u>	<u>UM Booneville</u>	<u>UM Southaven</u>	<u>USM Jackson County</u>	<u>Total</u>
Accountancy	3	-	1	-	4
Agriculture	-	-	-	-	-
Arts & Sciences (Liberal Arts)	2	-	3	43	48
Business & Industry/Economics	-	-	22	216	238
Education & Psychology	16	18	136	143	313
Engineering	-	-	-	-	-
Fine Arts	-	-	-	7	7
Health, P.E. & Recreation	-	-	-	5	5
Home Economics	-	-	-	9	9
Library Services/Science	-	-	-	3	3
Nursing	-	-	-	21	21
Science & Mathematics/Technology	-	-	-	48	48
Social Work (Graduate)	-	-	-	-	-
Undeclared	<u>38</u>	<u>-</u>	<u>-</u>	<u>2</u>	<u>40</u>
TOTAL	59	18	162	497	736

BOARD OF TRUSTEES OF STATE INSTITUTIONS OF HIGHER LEARNING
STATE OF MISSISSIPPI

ENROLLEES IN EXTENSION CLASSES
SUMMER, 1983

<u>Institution</u>	<u>School or Division</u>					<u>Enrollees by Level</u>				<u>Classes by Level</u>			
	<u>Arts and Sciences</u>	<u>Business</u>	<u>Education</u>	<u>Other</u>	<u>Total</u>	<u>Lower</u>	<u>Upper</u>	<u>Graduate</u>	<u>Total</u>	<u>Lower</u>	<u>Upper</u>	<u>Graduate</u>	<u>Total</u>
DSU	-	-	10	-	10	-	10	-	10	-	1.0	-	1
MSU	56	27	257	27	367	-	69	298	367	-	6.0	16.0	22
UM	156	12	68	70	306	1	131	174	306	1.0	10.0	14.0	25
USM	476	72	132	229	909	33	467	409	909	3.7	37.0	34.4	75
TOTAL	688	111	467	326	1,592	34	677	881	1,592	4.7	54.0	64.4	123

III

DEGREES CONFERRED 1983-84

BOARD OF TRUSTEES OF STATE INSTITUTIONS OF HIGHER LEARNING
STATE OF MISSISSIPPI

CLASSIFICATION OF INSTRUCTIONAL PROGRAMS (CIP)

All institutions have now made the transition from the HEGIS numbering system for classifying programs to the CIP numbering system. The following table shows the new CIP numbering system within the broad program categories. Degrees conferred are shown on the following pages using the CIP numbering system.

AGRICULTURE

- 01. Agribusiness and Agricultural Production
- 02. Agricultural Sciences
- 03. Renewable Natural Resources

ARCHITECTURE AND ENVIRONMENTAL DESIGN

- 04. Architecture and Environmental Design

AREA AND ETHNIC STUDIES

- 05. Area and Ethnic Studies

BUSINESS

- 06. Business and Management
- 07. Business and Office
- 08. Marketing and Distribution

COMMUNICATIONS

- 09. Communications
- 10. Communications Technologies

COMPUTER AND INFORMATION SCIENCES

- 11. Computer and Information Sciences

CONSUMER, PERSONAL, AND MISCELLANEOUS SERVICES

- 12. Consumer, Personal, and Miscellaneous Services

EDUCATION

- 13. Education

ENGINEERING

- 14. Engineering
- 15. Engineering and Engineering-Related Technologies

FOREIGN LANGUAGES

- 16. Foreign Languages

HEALTH

- 17. Allied Health
- 18. Health Sciences

HOME ECONOMICS

- 19. Home Economics
- 20. Vocational Home Economics

INDUSTRIAL ARTS

- 21. Industrial Arts

LAW

22. Law

LETTERS

23. Letters

LIBERAL/GENERAL STUDIES

24. Liberal/General Studies

LIBRARY AND ARCHIVAL SCIENCES

25. Library and Archival Sciences

LIFE SCIENCES

26. Life Sciences

MATHEMATICS

27. Mathematics

MILITARY SCIENCES

28. Military Sciences
29. Military Technologies

MULTI/INTERDISCIPLINARY STUDIES

30. Multi/Interdisciplinary Studies

PARKS AND RECREATION

31. Parks and Recreation

PERSONAL AND SOCIAL DEVELOPMENT

32. Basic Skills

33. Citizenship/Civic Activities
34. Health-Related Activities
35. Interpersonal Skills
36. Leisure and Recreational Activities
37. Personal Awareness

PHILOSOPHY, RELIGION, AND THEOLOGY

38. Philosophy and Religion
39. Theology

PHYSICAL SCIENCES

40. Physical Sciences
41. Science Technologies

PSYCHOLOGY

42. Psychology

PUBLIC AFFAIRS AND PROTECTIVE SERVICES

43. Protective Services
44. Public Affairs

SOCIAL SCIENCES

45. Social Sciences

TRADE AND INDUSTRIAL

46. Construction Trades
47. Mechanics and Repairers
48. Precision and Production
49. Transportation and Material Moving

VISUAL AND PERFORMING ARTS

50. Visual and Performing Arts

BOARD OF TRUSTEES OF STATE INSTITUTIONS OF HIGHER LEARNING
STATE OF MISSISSIPPI

DEGREES CONFERRED BY LEVEL AND BY INSTITUTION
1983-84

<u>Level</u>	<u>Alcorn State</u>	<u>Delta State</u>	<u>Jackson State</u>	<u>MS State Univ.</u>	<u>MS Univ. for Women</u>	<u>MS Valley State</u>	<u>Univ. of Miss.</u>	<u>Univ. of Sou. MS</u>	<u>Univ. MS Med. Cntr.</u>	<u>Total</u>
Bachelor's	296	487	647	1,997	269	242	1,455	2,122	172	7,687
Master's	31	102	169	509	31	21	329	569	9	1,770
Specialist or 6th Year	-	9	20	22	-	-	11	20	-	82
Doctor's	-	1	5	133	-	-	84	72	5	300
Professional										
Law	-	-	-	-	-	-	148	-	-	148
Dentistry	-	-	-	-	-	-	-	-	37	37
Medicine	-	-	-	-	-	-	-	-	155	155
Veterinary Medicine	-	-	-	29	-	-	-	-	-	29
TOTAL	327	599	841	2,690	300	263	2,027	2,783	378	10,208
Less Than 4-Yr. Awards	18	-	-	-	41	7	-	-	86	152
GRAND TOTAL	345	599	841	2,690	341	270	2,027	2,783	464	10,360

BOARD OF TRUSTEES OF STATE INSTITUTIONS OF HIGHER LEARNING
STATE OF MISSISSIPPI

DEGREES CONFERRED BY MAJOR FIELDS, 1983-84
BACHELOR'S DEGREES

<u>Discipline</u>	<u>Alcorn State</u>	<u>Delta State</u>	<u>Jackson State</u>	<u>MS State Univ.</u>	<u>MS Univ. for Women</u>	<u>MS Valley State</u>	<u>Univ. of Miss.</u>	<u>Univ. of Sou. MS</u>	<u>Univ. MS Med. Ctr.</u>	<u>Total</u>
<u>AGRICULTURE</u>										
010102 Agribusiness	-	-	-	7	-	-	-	-	-	7
010103 Agricultural Economics	7	-	-	34	-	-	-	-	-	41
010304 Crops	-	-	-	-	-	-	-	-	-	-
010605 Landscape Contr.	-	-	-	19	-	-	-	-	-	19
020101 General Agric.	-	-	-	6	-	-	-	-	-	6
020201 Animal Science	4	-	-	16	-	-	-	-	-	20
020206 Dairy Science	-	-	-	6	-	-	-	-	-	6
020209 Poultry Science	-	-	-	5	-	-	-	-	-	5
020301 Food Science & Technology	-	-	-	4	-	-	-	-	-	4
020402 Agronomy	4	-	-	30	-	-	-	-	-	34
020403 Horticulture	-	-	-	16	-	-	-	-	-	16
020404 Ornamentals Prod. Mgt. & Science	-	-	-	-	-	-	-	-	-	-
020406 Plant Pathology & Weed Science	-	-	-	3	-	-	-	-	-	3
020407 Seed Technology	-	-	-	-	-	-	-	-	-	-
020410 Turf Grass Mgt.	-	-	-	-	-	-	-	-	-	-
020499 Fruits & Vegetables	-	-	-	-	-	-	-	-	-	-
020501 Soils	-	-	-	-	-	-	-	-	-	-
030302 Fisheries Mgt.	-	-	-	3	-	-	-	-	-	3
030501 Forestry	-	-	-	32	-	-	-	-	-	32
030509 Wood Science & Technology	-	-	-	8	-	-	-	-	-	8
TOTAL	15	-	-	189	-	-	-	-	-	204

Bachelor's Degrees Conferred, 1983-84
(Continued)

<u>Discipline</u>	<u>Alcorn State</u>	<u>Delta State</u>	<u>Jackson State</u>	<u>MS State Univ.</u>	<u>MS Univ. for Women</u>	<u>MS Valley State</u>	<u>Univ. of Miss.</u>	<u>Univ. of Sou. MS</u>	<u>Univ. MS Med. Ctr.</u>	<u>Total</u>
<u>ARCHITECTURE & ENVIRONMENTAL DESIGN</u>										
040201 Architecture	-	-	-	29	-	-	-	-	-	29
040301 Community and Reg. Planning	-	-	-	-	-	-	-	5	-	5
040501 Interior Design	-	2	-	-	3	-	2	7	-	14
040601 Landscape Architecture	-	-	-	12	-	-	-	-	-	12
TOTAL	-	2	-	41	3	-	2	12	-	60
<u>AREA AND ETHNIC STUDIES</u>										
050102 American Studies	-	-	-	-	-	-	-	5	-	5
050107 Latin American Studies	-	-	-	-	-	-	-	-	-	-
TOTAL	-	-	-	-	-	-	-	5	-	5

Bachelor's Degrees Conferred, 1983-84
(Continued)

Discipline	Alcorn State	Delta State	Jackson State	MS State Univ.	MS Univ. for Women	MS Valley State	Univ. of Miss.	Univ. of Sou. MS	Univ. MS Med. Ctr.	Total
<u>BUSINESS</u>										
060000 CIS	-	30	-	-	-	-	-	-	-	30
060101 Business General	-	24	-	133	-	-	178	-	-	335
060101 Sales Mgt.	-	-	-	-	-	-	-	2	-	2
060201 Accountancy	-	-	-	-	-	-	123	-	-	123
060201 Accounting	8	41	29	102	19	6	-	117	-	322
060201 Accounting - Data Processing	-	-	-	-	-	-	-	7	-	7
060201 Industrial & Inst. Acct.	-	-	-	-	-	-	-	10	-	10
060301 Banking & Finance	-	-	-	80	-	-	49	26	-	155
060301 Finance	-	20	33	-	-	-	-	-	-	53
060301 Managerial Finance	-	-	-	-	-	-	39	-	-	39
060401 Business Admin.	52	-	2	-	38	38	53	156	-	339
060401 Management	-	17	66	73	-	-	-	-	-	156
060401 Office Management	-	-	-	-	-	-	-	2	-	2
060402 Merchandising	-	-	-	-	2	-	-	-	-	2
060499 Industrial Mgt.	-	-	-	-	-	-	-	18	-	18
060501 Economics	-	-	3	2	-	-	8	20	-	33
060701 Hotel & Restaurant Administration	-	-	-	-	-	-	-	20	-	20
060705 Transportation	-	-	-	5	-	-	-	-	-	5
060801 Insurance	-	-	-	7	-	-	10	-	-	17
060801 Insurance & Real Estate	-	6	-	-	-	-	-	-	-	6
061201 Mgt. Inf. Systems	-	-	-	-	-	-	-	-	-	-
061401 Marketing	-	32	18	100	-	-	103	-	-	253
061401 Marketing Mgt	-	-	-	-	-	-	-	110	-	110
061601 Personnel Mgt.	-	-	-	-	-	-	-	34	-	34
061701 Real Estate	-	-	-	-	-	-	2	-	-	2
061701 Real Estate & Ins.	-	-	-	-	-	-	-	5	-	5
061705 Real Estate & Mortgage Fin.	-	-	-	6	-	-	-	-	-	6

Bachelor's Degrees Conferred, 1983-84
(Continued)

<u>Discipline</u>	<u>Alcorn State</u>	<u>Delta State</u>	<u>Jackson State</u>	<u>MS State Univ.</u>	<u>MS Univ. for Women</u>	<u>MS Valley State</u>	<u>Univ. of Miss.</u>	<u>Univ. of Sou. MS</u>	<u>Univ. MS Med. Ctr.</u>	<u>Total</u>
<u>BUSINESS (Continued)</u>										
070301 Business Inf. & Quantitative Anal.	-	-	-	56	-	-	-	-	-	56
070301 Business Statistical Data Processing	-	-	-	-	-	-	-	-	-	-
070401 Administrative Services	-	-	-	-	-	-	4	-	-	4
070401 Office Admin.	-	10	21	-	8	2	-	-	-	41
070401 Secretarial Admin.	-	-	-	-	-	-	-	-	-	-
070601 Secretarial Science	13	-	-	2	-	-	-	-	-	15
070602 Court Reporting	-	-	-	-	-	-	15	-	-	15
080102 Fashion Mdse.	-	5	-	-	-	-	-	-	-	-
TOTAL	73	185	172	566	67	46	584	527	-	2,220
<u>COMMUNICATIONS</u>										
090101 Communication General	-	-	-	62	-	-	-	20	-	82
090201 Advertising	-	-	-	-	-	-	-	15	-	15
090201 Advertising - Business Admin.	-	-	-	-	-	-	-	4	-	4
090201 Advertising - Liberal Arts	-	-	-	-	-	-	-	-	-	-
090401 Journalism	-	-	-	-	5	-	45	25	-	75
090401 Mass Communications	-	-	59	-	-	-	-	-	-	59
090601 Broadcast Journalism	-	-	-	-	2	-	-	-	-	2
090601 Broadcasting	-	-	-	-	2	-	-	-	-	2
090701 Radio/Television	-	-	-	-	-	-	8	-	-	8
090701 Radio, Television Film	-	-	-	-	-	-	-	44	-	44
099999 Agricommunication	-	-	-	4	-	-	-	-	-	4
099999 Journalism & Adver.	-	-	-	-	-	-	7	-	-	7
099999 Speech Communication	-	-	-	-	-	-	-	14	-	14
TOTAL	-	-	59	66	9	-	60	122	-	316

Bachelor's Degrees Conferred, 1983-84
(Continued)

<u>Discipline</u>	<u>Alcorn State</u>	<u>Delta State</u>	<u>Jackson State</u>	<u>MS State Univ.</u>	<u>MS Univ. for Women</u>	<u>MS Valley State</u>	<u>Univ. of Miss.</u>	<u>Univ. of Sou. MS</u>	<u>Univ. MS Med. Ctr.</u>	<u>Total</u>
<u>COMPUTER AND INFORMATION SCIENCES</u>										
110101 Computer Science Data Processing	-	-	-	-	-	-	-	12	-	12
110101 Computer Science- General	-	-	50	40	-	18	35	112	-	225
119999 Computer Science & Applied Math	<u>11</u>	<u>-</u>	<u>-</u>	<u>-</u>	<u>-</u>	<u>-</u>	<u>-</u>	<u>-</u>	<u>-</u>	<u>11</u>
TOTAL	11	-	50	40	-	18	35	124	-	278

Bachelor's Degrees Conferred, 1983-84
(Continued)

Discipline	Alcorn State	Delta State	Jackson State	MS State Univ.	MS Univ. for Women	MS Valley State	Univ. of Miss.	Univ. of Sou. MS	Univ. MS Med. Ctr.	Total
<u>EDUCATION</u>										
130801 Educational Psychology	5	-	-	19	-	-	-	-	-	24
131001 Special Ed.	9	19	28	24	19	-	26	40	-	165
131003 Education of the Deaf	-	-	-	-	-	-	-	11	-	11
131202 Elementary Ed.	18	43	20	111	19	24	71	157	-	463
131204 Early Childhood K-3	-	-	-	-	-	-	-	-	-	-
131204 Early Childhood N-3	-	-	-	-	2	-	-	-	-	2
131204 Early Childhood N-K	5	-	-	-	-	-	-	-	-	5
131205 Secondary Ed.	-	4	-	53	-	-	35	68	-	160
131301 Agric. & Ext. Ed.	-	-	-	36	-	-	-	-	-	36
131301 Agric. Ed.	15	-	-	-	-	-	-	-	-	15
131302 Art Education	-	1	2	1	1	-	2	3	-	10
131303 Business Ed.	3	4	7	17	1	2	4	14	-	52
131307 Health Ed.	-	-	-	-	-	-	-	3	-	3
131307 Health Science	12	-	-	-	-	-	-	-	-	12
131308 Home Economics Education	4	1	-	-	4	-	-	13	-	22
131309 Industrial & Vocational Ed.	-	-	-	-	-	-	-	17	-	17
131309 Industrial Arts Education	2	-	11	6	-	1	-	6	-	26
131309 Industrial Mech.	-	-	-	-	-	-	-	4	-	4
131310 Distributive Ed.	-	-	-	7	-	-	-	-	-	7
131311 Math Education	-	-	3	-	-	-	-	-	-	3
131312 Instrumental Music Education	-	7	-	-	-	-	-	-	-	7
131312 Music Education	2	2	11	12	2	4	8	34	-	75
131314 Athletic Admin. & Coaching	-	-	-	-	-	-	-	43	-	43
131314 Health, P.E. & Recreation	-	25	15	-	-	-	33	-	-	73
131314 Physical Ed.	-	-	-	50	13	-	-	28	-	91

Bachelor's Degrees Conferred, 1983-84

(Continued)

<u>Discipline</u>	<u>Alcorn State</u>	<u>Delta State</u>	<u>Jackson State</u>	<u>MS State Univ.</u>	<u>MS Univ. for Women</u>	<u>MS Valley State</u>	<u>Univ. of Miss.</u>	<u>Univ. of Sou. MS</u>	<u>Univ. MS Med. Ctr.</u>	<u>Total</u>
EDUCATION (Continued)										
131314 Physical Ed. & Health	10	-	-	-	-	13	-	-	-	23
131316 Science Ed.	-	-	-	-	-	-	-	10	-	10
131319 Technical Ed.	15	-	-	-	-	-	-	-	-	15
131319 Trade and Tech. Studies	-	-	-	3	-	-	-	-	-	3
131320 Vocational Industrial Ed.	-	-	-	-	-	3	-	-	-	3
TOTAL	100	106	97	339	61	47	179	451	-	1,380

Bachelor's Degrees Conferred, 1983-84
(Continued)

<u>Discipline</u>	<u>Alcorn State</u>	<u>Delta State</u>	<u>Jackson State</u>	<u>MS State Univ.</u>	<u>MS Univ. for Women</u>	<u>MS Valley State</u>	<u>Univ. of Miss.</u>	<u>Univ. of Sou. MS</u>	<u>Univ. MS Med. Ctr.</u>	<u>Total</u>
<u>ENGINEERING AND TECHNOLOGY</u>										
140101 Engineering	-	-	-	-	-	-	11	-	-	11
140201 Aerospace Engr.	-	-	-	20	-	-	-	-	-	20
140301 Agric. Engr.	-	-	-	5	-	-	-	-	-	5
140501 Biological Engr.	-	-	-	15	-	-	-	-	-	15
140701 Chemical Engr.	-	-	-	52	-	-	26	-	-	78
140801 Civil Engr.	-	-	-	57	-	-	28	-	-	85
141001 Electrical Engr.	-	-	-	80	-	-	19	-	-	99
141501 Geological Engr.	-	-	-	25	-	-	3	-	-	28
141701 Industrial Engr.	-	-	-	57	-	-	-	-	-	57
141901 Mechanical Engr.	-	-	-	10	-	-	21	-	-	31
142301 Nuclear Engr.	-	-	-	73	-	-	-	-	-	73
142501 Petroleum Engr.	-	-	-	-	-	-	-	-	-	-
150101 Architectural Engr. Technology	-	-	-	-	-	-	-	9	-	9
150101 Construction Engr. Technology	-	-	-	17	-	-	-	20	-	37
150301 Computer Tech.	-	-	-	-	-	-	-	5	-	5
150303 Electronic Engr. Technology	-	-	-	15	-	-	-	22	-	37
150504 Environmental Health	-	-	-	-	-	4	-	-	-	4
150599 Environmental Technology	-	-	-	-	-	-	-	2	-	2
150603 Industrial Tech.	3	-	52	12	-	23	-	14	-	104
150802 Agricultural Engr. Tech. & Business	-	-	-	13	-	-	-	-	-	13
150805 Mechanical Tech.	-	-	-	-	-	-	-	3	-	3
159999 Marine Engr. Technology	-	-	-	1	-	-	-	-	-	1
TOTAL	3	-	52	452	-	27	108	75	-	717

Bachelor's Degrees Conferred, 1983-84
(Continued)

<u>Discipline</u>	<u>Alcorn State</u>	<u>Delta State</u>	<u>Jackson State</u>	<u>MS State Univ.</u>	<u>MS Univ. for Women</u>	<u>MS Valley State</u>	<u>Univ. of Miss</u>	<u>Univ. of Sou. MS</u>	<u>Univ. MS Med. Ctr.</u>	<u>Total</u>
<u>FOREIGN LANGUAGES</u>										
160101 Foreign Languages	-	-	-	3	-	-	-	-	-	3
160501 German	-	-	-	-	-	1	2	-	-	3
160901 French	-	1	-	1	-	-	6	4	-	12
160905 Spanish	-	2	-	1	1	-	1	1	-	6
TOTAL	-	3	-	2	1	1	8	7	-	24
<u>HEALTH</u>										
170306 Cytotechnology	-	-	-	-	-	-	-	-	2	2
170310 Medical Tech.	-	1	-	11	-	-	2	28	9	51
170813 Physical Therapy	-	-	-	-	-	-	-	-	23	23
170818 Respiratory Therapy	-	-	-	-	-	-	-	-	5	5
180101 Audiology	-	-	-	-	-	-	-	2	-	2
180101 Med. Lab Tech.	-	-	-	-	1	-	-	-	-	1
180102 Speech Pathology & Audiology	-	-	-	-	-	-	-	13	-	13
180102 Speech Pathology	-	7	-	-	6	-	-	-	-	13
180103 Communicative Disorders	-	-	-	-	-	-	19	-	-	19
180703 Medical Records Administration	-	-	-	-	-	-	-	-	6	6
181101 Nursing	6	14	-	-	24	-	-	177	115	336
181102 Nursing Anesthetist	-	-	-	-	-	-	-	-	12	12
181401 Pharmacy	-	-	-	-	-	-	90	-	-	90
181701 Dentistry	-	-	-	-	-	-	-	-	-	-
181801 Medicine	-	-	-	-	-	-	-	-	-	-
TOTAL	6	22	-	11	31	-	111	220	172	573

Bachelor's Degrees Conferred, 1983-84
(Continued)

Discipline	Alcorn State	Delta State	Jackson State	MS State Univ.	MS Univ. for Women	MS Valley State	Univ. of Miss.	Univ. of Sou. MS	Univ. MS Med. Ctr.	Total
<u>HOME ECONOMICS</u>										
190704 Family Life Studies	-	-	-	-	-	-	-	1	-	1
190101 Home Economics	1	5	-	85	1	-	52	-	-	144
190501 Foods & Nutrition	1	-	-	-	3	-	-	-	-	4
190503 Dietetics	-	-	-	-	-	-	-	13	-	13
190602 Home Economics Equipment	-	-	-	-	-	-	-	-	-	-
190701 Child Dev. and Family Life	-	-	-	-	-	-	-	-	-	-
190701 Family & Human Development	-	-	-	-	1	-	-	-	-	1
190704 Marriage & Family Living	-	-	-	-	-	-	-	-	-	-
190901 Clothing and Textiles	-	-	-	-	-	-	-	1	-	1
190901 Clothing Mdse. & Design	-	-	-	-	-	-	-	-	-	-
190901 Clothing, Textiles & Mdse.	-	-	-	-	11	-	-	-	-	11
190903 Clothing Mdse.	-	-	-	-	-	-	-	23	-	23
200102 Child Dev.	-	-	-	-	-	-	-	10	-	10
200601 Institutional Management	-	-	-	-	-	-	-	-	-	-
TOTAL	2	5	-	85	16	-	52	48	-	208
<u>LAW</u>										
220103 Paralegal Studies	-	-	-	-	5	-	-	60	-	65
TOTAL	-	-	-	-	5	-	-	60	-	65

Bachelor's Degrees Conferred, 1983-84
(Continued)

<u>Discipline</u>	<u>Alcorn State</u>	<u>Delta State</u>	<u>Jackson State</u>	<u>MS State Univ.</u>	<u>MS Univ. for Women</u>	<u>MS Valley State</u>	<u>Univ. of Miss.</u>	<u>Univ. of Sou. MS</u>	<u>Univ. MS Med. Ctr.</u>	<u>Total</u>
<u>LETTERS</u>										
230101 English	19	5	1	6	6	7	42	29	-	115
230201 Classical Civilization	-	-	-	-	-	-	-	-	-	-
230201 Classics	-	-	-	-	-	-	-	1	-	1
230801 English Lit.	-	-	3	-	-	-	-	-	-	3
231001 Speech	-	4	15	-	4	8	-	-	-	31
TOTAL	19	9	19	6	10	15	42	30	-	150
<u>LIBERAL/GENERAL STUDIES</u>										
240101 General Liberal Arts	-	-	-	5	-	-	-	-	-	5
240101 Liberal Arts	-	-	-	-	-	-	-	-	-	-
TOTAL	-	-	-	5	-	-	-	-	-	5
<u>LIBRARY AND ARCHIVAL SCIENCES</u>										
250401 Library Science	-	-	-	-	1	-	-	15	-	16
250401 School Library Science	-	-	-	6	-	-	-	-	-	6
250401 School Media/ Library Sci.	-	-	-	-	-	-	-	-	-	-
TOTAL	-	-	-	6	1	-	-	15	-	22

Bachelor's Degrees Conferred, 1983-84
(Continued)

Discipline	Alcorn State	Delta State	Jackson State	MS State Univ.	MS Univ. for Women	MS Valley State	Univ. of Miss.	Univ. of Sou. MS	Univ. MS Med. Ctr.	Total
<u>LIFE SCIENCES</u>										
260101 Biological Science	-	-	-	-	-	-	55	-	-	55
260101 Biology	7	33	48	-	11	11	-	22	-	132
260201 Biochemistry	-	-	-	18	-	-	-	-	-	18
260301 Botany	-	-	-	-	-	-	-	-	-	-
260501 Microbiology	-	-	-	16	13	-	-	5	-	34
260607 Marine Biology	-	-	-	-	-	-	1	-	-	1
260701 Zoology	-	-	-	1	-	-	1	-	-	2
260702 Entomology	-	-	-	1	-	-	-	-	-	1
269999 Biomedical Science	-	-	-	-	-	-	2	-	-	2
TOTAL	7	33	48	36	24	11	59	27	-	245
<u>MATHEMATICS</u>										
270101 Mathematics	4	3	4	4	10	4	9	21	-	59
270501 Statistics	-	-	-	-	-	-	-	1	-	1
TOTAL	4	3	4	4	10	4	9	22	-	60
<u>MULTI/INTERDISCIPLINARY STUDIES</u>										
300101 Environmental Science	-	2	-	-	-	-	-	-	-	2
300101 General Science	-	8	-	17	-	-	-	-	-	25
300101 Interdisciplinary Science	-	-	-	-	-	-	2	-	-	2
TOTAL	-	10	-	17	-	-	2	-	-	29
<u>PARKS AND RECREATION</u>										
310101 Recreation	7	-	-	-	-	-	1	28	-	36
310301 Parks and Rec. Admin.	-	-	-	1	-	-	-	-	-	1
310301 Rec. Leadership	-	-	-	-	-	-	3	-	-	3
TOTAL	7	-	-	1	-	-	4	28	-	40

Bachelor's Degrees Conferred, 1983-84
(Continued)

<u>Discipline</u>	<u>Alcorn State</u>	<u>Delta State</u>	<u>Jackson State</u>	<u>MS State Univ.</u>	<u>MS Univ. for Women</u>	<u>MS Valley State</u>	<u>Univ. of Miss.</u>	<u>Univ. of Sou. MS</u>	<u>Univ. MS Med. Ctr.</u>	<u>Total</u>
<u>PHILOSOPHY, RELIGION, AND THEOLOGY</u>										
380101 Philosophy	-	-	-	1	-	-	-	1	-	2
380101 Philosophy & Religion	-	-	-	-	-	-	-	1	-	1
380201 Religions	-	-	-	-	-	-	-	-	-	-
TOTAL	-	-	-	1	-	-	-	2	-	3
<u>PHYSICAL SCIENCES</u>										
400101 Physical Sciences	-	-	-	-	4	-	-	-	-	4
400401 Meteorology	-	-	-	-	-	-	-	-	-	-
400501 Chemistry	14	7	8	2	4	3	13	13	-	64
400599 Polymer Science	-	-	-	-	-	-	-	13	-	13
400601 Geology	-	-	-	15	-	-	4	45	-	64
400699 Environmental Geology	-	-	-	-	-	-	6	-	-	6
400801 Physics	-	-	3	4	-	-	3	2	-	12
TOTAL	14	7	11	21	8	3	26	73	-	163
<u>PSYCHOLOGY</u>										
420101 Psychology	-	16	18	19	1	-	26	50	-	130
TOTAL	-	16	18	19	1	-	26	50	-	130

Bachelor's Degrees Conferred, 1983-84
(Continued)

<u>Discipline</u>	<u>Alcorn State</u>	<u>Delta State</u>	<u>Jackson State</u>	<u>MS State Univ.</u>	<u>MS Univ. for Women</u>	<u>MS Valley State</u>	<u>Univ. of Miss.</u>	<u>Univ. of Sou. MS</u>	<u>Univ. MS Med. Ctr.</u>	<u>Total</u>
<u>PUBLIC AFFAIRS & PROTECTIVE SERVICE</u>										
430201 Fire Protect. & Safety Tech.	-	-	2	-	-	-	-	-	-	2
430102 Corrections	-	-	-	-	-	-	2	-	-	2
430103 Legal Systems Admin.	-	-	-	-	-	-	21	-	-	21
430104 Criminal Justice	-	23	-	-	-	19	-	56	-	98
430104 Criminal Justice & Correctional Serv.	-	-	49	-	-	-	-	-	-	49
430106 Forensic Science	-	-	-	-	-	-	1	-	-	1
430107 Law Enforcement	-	-	-	-	-	-	18	-	-	18
440401 Public Admin.	-	-	-	-	-	-	2	-	-	2
440401 Urban Admin.	-	-	-	-	-	-	6	-	-	6
440701 Social Geronotology	-	-	-	-	-	1	-	-	-	1
440701 Social Work	-	12	24	9	5	21	24	-	-	95
440701 Sociology/ Social Work	-	-	-	-	-	-	-	-	-	-
440799 Social & Rehab. Services	-	-	-	-	-	-	-	21	-	21
TOTAL	-	35	75	9	5	41	74	77	-	316
<u>SOCIAL SCIENCES</u>										
450101 Social Science	1	19	2	-	-	2	-	-	-	24
450101 Social Studies	-	-	-	-	-	-	-	6	-	6
450201 Anthropology	-	-	-	1	-	-	2	8	-	11
450601 Economics	3	-	-	-	-	-	-	-	-	5
450601 Economic Liberal Arts	-	-	-	-	-	-	-	2	-	2
450701 Geography	-	-	-	2	-	-	-	10	-	12
450801 History	4	2	3	8	1	4	-	27	-	67
451001 Political Science	10	5	30	33	3	11	18	29	-	147
451101 Sociology	-	1	4	10	-	9	26	21	-	47
451101 Sociol. & Soc. Serv.	17	-	-	-	-	-	2	-	-	17
451201 Urban Studies	-	-	1	-	-	-	-	-	-	1
TOTAL	35	29	40	54	4	26	48	103	-	339

Bachelor's Degrees Conferred, 1983-84
(Continued)

<u>Discipline</u>	<u>Alcorn State</u>	<u>Delta State</u>	<u>Jackson State</u>	<u>MS State Univ.</u>	<u>MS Univ. for Women</u>	<u>MS Valley State</u>	<u>Univ. of Miss.</u>	<u>Univ. of Sou. MS</u>	<u>Univ. MS Med. Ctr.</u>	<u>Total</u>
<u>TRADE AND</u>										
<u>INDUSTRIAL</u>										
480203 Commercial Art	-	-	-	-	7	-	-	-	-	7
490101 Aviation	-	-	-	-	-	-	-	-	-	-
Management	-	5	-	-	-	-	-	-	-	5
490102 Flight Operator	-	<u>1</u>	-	-	-	-	-	-	-	<u>1</u>
TOTAL	-	6	-	-	7	-	-	-	-	13
<u>VISUAL & PERFORMING</u>										
<u>ARTS</u>										
500101 Comm. Design	-	10	-	-	-	-	-	-	-	10
500101 Art	-	-	2	23	-	2	6	19	-	52
500101 Fine Arts	-	-	-	-	5	-	-	-	-	5
500301 Dance	-	-	-	-	-	-	-	4	-	4
500402 Design	-	-	-	-	-	-	1	-	-	1
500501 Speech & Theater	-	-	-	-	-	-	1	-	-	1
500501 Theater	-	-	-	-	-	-	7	4	-	11
500708 Painting	-	2	-	-	-	-	1	-	-	3
500709 Sculpture	-	-	-	-	-	-	-	-	-	-
500799 Printmaking	-	-	-	-	-	-	-	-	-	-
500901 Music	-	2	-	1	-	2	10	17	-	32
500901 Music Liberal Arts	-	-	-	-	-	-	-	-	-	-
500903 Applied Music	-	-	-	-	-	-	-	-	-	-
500903 Organ	-	-	-	-	-	-	-	-	-	-
500903 Performance	-	2	-	-	-	-	-	-	-	2
500903 Piano Performing	-	-	-	-	-	-	-	-	-	-
Music	-	-	-	-	<u>1</u>	-	-	-	-	<u>1</u>
TOTAL	-	16	2	24	6	4	26	44	-	122
<u>GRAND TOTAL</u>	296	487	647	1,997	269	242	1,455	2,122	172	7,687

BOARD OF TRUSTEES OF STATE INSTITUTIONS OF HIGHER LEARNING
STATE OF MISSISSIPPI
DEGREES CONFERRED BY MAJOR FIELDS, 1983-84
MASTER'S DEGREES

<u>Discipline</u>	<u>Alcorn State</u>	<u>Delta State</u>	<u>Jackson State</u>	<u>MS State Univ.</u>	<u>MS Univ. for Women</u>	<u>MS Valley State</u>	<u>Univ. of Miss.</u>	<u>Univ. of Sou. MS</u>	<u>Univ. MS Med. Ctr.</u>	<u>Total</u>
<u>AGRICULTURE</u>										
030509 Wood Sci. & Tech.	-	-	-	5	-	-	-	-	-	5
010103 Agricultural Economics	-	-	-	11	-	-	-	-	-	11
020101 General Agric.	6	-	-	-	-	-	-	-	-	6
020201 Animal Science	-	-	-	-	-	-	-	-	-	-
020206 Dairy Science	-	-	-	4	-	-	-	-	-	4
020209 Poultry Science	-	-	-	3	-	-	-	-	-	3
0202301 Food Science & Technology	-	-	-	13	-	-	-	-	-	13
020402 Agronomy	-	-	-	11	-	-	-	-	-	11
020403 Horticulture	-	-	-	4	-	-	-	-	-	4
020408 Weed Science	-	-	-	1	-	-	-	-	-	1
030501 Forestry	-	-	-	-	-	-	-	-	-	-
030601 Wildlife Ecology	-	-	-	7	-	-	-	-	-	7
TOTAL	6	-	-	59	-	-	-	-	-	65
<u>ARCHITECTURE & ENVIRONMENTAL DESIGN</u>										
040201 Architecture	-	-	-	1	-	-	-	-	-	1
040301 Urban and Regional Planning	-	-	-	-	-	-	5	-	-	5
TOTAL	-	-	-	1	-	-	5	-	-	6

Master's Degrees Conferred, 1983-84
(Continued)

<u>Discipline</u>	<u>Alcorn State</u>	<u>Delta State</u>	<u>Jackson State</u>	<u>MS State Univ.</u>	<u>MS Univ. for Women</u>	<u>MS Valley State</u>	<u>Univ. of Miss.</u>	<u>Univ. of Sou. MS</u>	<u>Univ. MS Med. Ctr.</u>	<u>Total</u>
<u>BUSINESS</u>										
060101 Business, General	-	-	-	-	1	-	-	-	-	1
060201 Accountancy	-	-	-	-	-	-	25	-	-	25
060201 Accounting	-	-	7	18	-	-	-	13	-	38
060301 Finance	-	-	-	-	-	-	-	-	-	-
060401 Business Admin.	-	15	40	49	-	-	-	76	-	180
060401 Management	-	-	-	1	-	-	29	-	-	30
060501 Economic Development	-	-	-	-	-	-	-	3	-	3
060501 Economics	-	-	2	-	-	-	-	-	-	2
061401 Marketing	-	-	-	-	-	-	2	-	-	2
070301 Business Statistics- Data Processing	-	-	-	-	-	-	-	-	-	-
TOTAL	-	15	49	68	1	-	56	92	-	281
<u>COMMUNICATIONS</u>										
090101 Communication	-	-	-	-	-	-	-	2	-	2
090401 Journalism	-	-	-	-	-	-	2	-	-	2
090501 Public Relations	-	-	-	-	-	-	-	8	-	8
090701 Radio/Television	-	-	-	-	-	-	-	-	-	-
TOTAL	-	-	-	-	-	-	2	10	-	12
<u>COMPUTER & INFORMATION SCIENCE</u>										
110101 Computer Science, General	-	-	19	28	-	-	-	4	-	51
11999 Teleprocessing Sci.	-	-	-	-	-	-	-	23	-	23
TOTAL	-	-	19	28	-	-	-	27	-	74

Master's Degrees Conferred, 1983-84
(Continued)

Discipline	Alcorn State	Delta State	Jackson State	MS State Univ.	MS Univ. for Women	MS Valley State	Univ. of Miss.	Univ. of Sou. MS	Univ. MS Med. Ctr.	Total
<u>EDUCATION</u>										
130301 Ed. Curr. & Instr.	-	-	-	-	-	-	-	16	-	16
130401 Educational Admin. & Supervision	-	5	5	-	-	-	4	28	-	42
130401 School Admin.	-	-	-	15	-	-	-	19	-	34
130403 Adult Education	-	-	-	-	-	-	-	-	-	-
130406 Higher Education- Student Personnel	-	-	-	-	-	-	1	-	-	1
130407 Community College Education	-	-	-	8	-	-	-	-	-	8
130501 Educational Media	-	-	-	-	-	-	4	-	-	4
130501 Educational Media & Technology	-	-	-	-	-	-	-	8	-	8
130501 Educational Tech.	-	-	1	-	-	-	-	-	-	1
130601 Research and Evaluation	-	-	-	-	-	-	-	1	-	1
130801 Educational Psyc.	-	-	-	15	-	-	-	-	-	15
130801 School Psychology	-	4	-	-	-	-	-	-	-	4
131001 Special Education	-	6	12	14	2	-	6	16	-	56
131101 Counseling & Personn. Services	-	-	-	-	-	-	-	3	-	3
131101 Counselor Ed.	-	-	-	39	-	-	-	-	-	39
131101 Guidance & Counseling	-	11	18	-	-	-	4	-	-	33
131202 Elementary Ed.	6	17	9	41	13	20	34	26	-	166
131204 Early Childhood Education	-	-	-	-	-	-	-	-	-	-
131204 Early Childhood K-3	-	-	3	-	-	-	-	-	-	3
131204 Early Childhood N-3	-	-	-	-	1	-	4	-	-	5
131205 Secondary Ed.	19	7	3	25	-	-	21	8	-	83
131301 Agric. & Extension Education	-	-	-	14	-	-	-	-	-	14
131302 Art Education	-	-	1	-	-	-	-	-	-	1
131303 Business Ed.	-	1	3	-	-	-	5	5	-	14

Master's Degrees Conferred, 1983-84
(Continued)

<u>Discipline</u>	<u>Alcorn State</u>	<u>Delta State</u>	<u>Jackson State</u>	<u>MS State Univ.</u>	<u>MS Univ. for Women</u>	<u>MS Valley State</u>	<u>Univ. of Miss.</u>	<u>Univ. of Sou. MS</u>	<u>Univ. MS Med. Ctr.</u>	<u>Total</u>
<u>EDUCATION (Continued)</u>										
131304 Traffic & Safety Education	-	3	-	-	-	-	-	-	-	3
131307 Health Education	-	-	-	-	-	-	-	1	-	1
131308 Home Economics Ed.	-	-	-	-	2	-	-	-	-	2
131309 Industrial & Vocational Ed.	-	-	-	-	-	-	-	13	-	13
131309 Industrial Arts Ed.	-	-	10	-	-	-	-	-	-	10
131311 Mathematics Ed.	-	8	1	-	-	-	-	-	-	9
131312 Music Education	-	7	-	12	-	-	-	5	-	24
131314 Health, Physcial Ed. & Recreation	-	6	3	-	-	-	5	-	-	14
131314 Physical Education	-	-	-	7	-	-	-	10	-	17
131315 Reading Education	-	1	1	-	-	-	3	3	-	8
131316 Natural Sciences	-	7	-	-	-	-	-	-	-	7
131316 Science Education	-	-	2	-	-	-	-	3	-	5
131319 Vocational. Ed.	-	-	-	16	-	-	-	-	-	16
TOTAL	25	83	72	206	18	20	91	165	-	675
<u>ENGINEERING & TECHNOLOGY</u>										
140201 Aerospace Engr.	-	-	-	6	-	-	-	-	-	6
140301 Agricultural Engr.	-	-	-	3	-	-	-	-	-	3
140101 Engineering	-	-	-	-	-	-	1	-	-	1
140701 Chemical Engr.	-	-	-	5	-	-	-	-	-	5
140801 Civil Engr.	-	-	-	10	-	-	-	-	-	10
141001 Electrical Engr.	-	-	-	17	-	-	-	-	-	17
141301 Engineering Science General	-	-	-	-	-	-	17	-	-	17
141701 Industrial Engr.	-	-	-	7	-	-	-	-	-	7
141901 Mechanical Engr.	-	-	-	9	-	-	-	-	-	9
142301 Nuclear Engr.	-	-	-	1	-	-	-	-	-	1
150504 Environmental Health	-	-	-	-	-	1	-	-	-	1
TOTAL	-	-	-	58	-	1	18	-	-	77

Master's Degrees Conferred, 1983-84
(Continued)

<u>Discipline</u>	<u>Alcorn State</u>	<u>Delta State</u>	<u>Jackson State</u>	<u>MS State Univ.</u>	<u>MS Univ. for Women</u>	<u>MS Valley State</u>	<u>Univ. of Miss.</u>	<u>Univ. of Sou. MS</u>	<u>Univ. MS Med. Ctr.</u>	<u>Total</u>
<u>FOREIGN LANGUAGES</u>										
160101 Foreign Languages	-	-	-	5	-	-	-	-	-	5
160501 German	-	-	-	-	-	-	-	-	-	-
160901 French	-	-	-	-	-	-	1	-	-	1
169095 Spanish	-	-	-	-	-	-	1	-	-	1
TOTAL	-	-	-	5	-	-	2	-	-	7
<u>HEALTH</u>										
170310 Medical Tech.	-	-	-	2	-	-	-	1	-	3
180101 Audiology	-	-	-	-	-	-	1	-	-	1
180102 Speech Pathology	-	-	-	-	-	-	5	-	-	5
180103 Speech & Hearing Science	-	-	-	-	-	-	-	22	-	22
180103 Communicative Disorders	-	-	-	-	-	-	8	-	-	8
180701 Health Care Administration	-	-	-	-	-	-	8	-	-	8
181101 Family Nurse Clinician	-	-	-	-	-	-	-	-	-	-
181101 Nursing	-	-	-	-	9	-	-	2	-	11
181103 Maternal-Newborn Nursing	-	-	-	-	-	-	-	-	1	1
181103 Nursing of Children & Adolescents	-	-	-	-	-	-	-	-	1	1
181104 Nursing of Adults	-	-	-	-	-	-	-	-	3	3
181105 Nursing Service Administration	-	-	-	-	-	-	-	9	-	9
181106 Psychiatric-Mental Health Nursing	-	-	-	-	-	-	-	12	1	13
181107 Community Health Nursing	-	-	-	-	-	-	-	9	-	9
181401 Pharmaceutical Sci.	-	-	-	-	-	-	3	-	-	3
TOTAL	-	-	-	2	9	-	25	55	6	97

Master's Degrees Conferred, 1983-84
(Continued)

<u>Discipline</u>	<u>Alcorn State</u>	<u>Delta State</u>	<u>Jackson State</u>	<u>MS State Univ.</u>	<u>MS Univ. for Women</u>	<u>MS Valley State</u>	<u>Univ. of Miss.</u>	<u>Univ. of Sou. MS</u>	<u>Univ. MS Med. Ctr.</u>	<u>Total</u>
<u>HOME ECONOMICS</u>										
190704 Family Life Studies	-	-	-	-	-	-	-	2	-	2
190101 Home Economics	-	-	-	-	1	-	10	5	-	16
190501 Nutrition	-	-	-	-	-	-	-	-	-	-
190701 Family and Human Development	-	-	-	-	-	-	-	-	-	-
190704 Family Living	-	-	-	-	-	-	-	-	-	-
200102 Child Development	-	-	-	-	-	-	-	2	-	2
200601 Institutional Management	-	-	-	-	-	-	-	10	-	10
TOTAL	-	-	-	-	1	-	10	19	-	30
<u>LETTERS</u>										
230101 English	-	-	8	7	-	-	5	11	-	31
230201 Classics	-	-	-	-	-	-	-	-	-	-
TOTAL	-	-	8	7	-	-	5	11	-	31
<u>LIBRARY & ARCHIVAL SCIENCES</u>										
250401 Library Science	-	2	-	-	-	-	33	31	-	66
TOTAL	-	2	-	-	-	-	33	31	-	66

Master's Degrees Conferred, 1983-84
(Continued)

<u>Discipline</u>	<u>Alcorn State</u>	<u>Delta State</u>	<u>Jackson State</u>	<u>MS State Univ.</u>	<u>MS Univ. for Women</u>	<u>MS Valley State</u>	<u>Univ. of Miss.</u>	<u>Univ. of Sou. MS</u>	<u>Univ. MS Med. Ctr.</u>	<u>Total</u>
<u>LIFE SCIENCE</u>										
260101 Biological Sci.	-	-	-	1	-	-	2	-	-	3
260101 Biology	-	-	6	-	-	-	-	6	-	12
260201 Biochemistry	-	-	-	1	-	-	-	-	-	1
260305 Plant Pathology	-	-	-	5	-	-	-	-	-	5
260501 Microbiology	-	-	-	-	-	-	-	3	3	6
260603 Environmental Science	-	-	-	-	-	-	-	-	-	-
260609 Nutrition	-	-	-	8	-	-	-	-	-	8
260701 Zoology	-	-	-	2	-	-	-	-	-	2
260702 Entomology	-	-	-	6	-	-	-	-	-	6
260703 Genetics	-	-	-	1	-	-	-	-	-	1
260704 Pathology, Human	-	-	-	-	-	-	-	-	-	-
260706 Physiology (Human) & Biophysics	-	-	-	-	-	-	-	-	-	-
260706 Physiology, Animal	-	-	-	2	-	-	-	-	-	2
TOTAL	-	-	6	26	-	-	2	9	3	46
<u>MATHEMATICS</u>										
270101 Mathematics	-	-	4	1	-	-	3	3	-	11
270501 Statistics	-	-	-	-	-	-	-	-	-	-
TOTAL	-	-	4	1	-	-	3	3	-	11
<u>MULTI/INTERDISCIPLINARY SCIENCES</u>										
300101 Interdisciplinary Science	-	2	-	-	-	-	-	-	-	2
TOTAL	-	2	-	-	-	-	-	-	-	2

Master's Degrees Conferred, 1983-84
(Continued)

<u>Discipline</u>	<u>Alcorn State</u>	<u>Delta State</u>	<u>Jackson State</u>	<u>MS State Univ.</u>	<u>MS Univ. for Women</u>	<u>MS Valley State</u>	<u>Univ. of Miss.</u>	<u>Univ. of Sou. MS</u>	<u>Univ. MS Med. Ctr.</u>	<u>Total</u>
<u>PARKS & RECREATION</u>										
310101 Recreation	-	-	-	-	-	-	-	6	-	6
310301 Recreation Admin.	-	-	-	-	-	-	2	-	-	2
TOTAL	-	-	-	-	-	-	2	6	-	8
<u>PHILOSOPHY & RELIGION</u>										
380101 Philosophy	-	-	-	-	-	-	1	1	-	2
TOTAL	-	-	-	-	-	-	1	1	-	2
<u>PHYSICAL SCIENCES</u>										
400501 Chemistry	-	-	1	-	-	-	1	2	-	4
400599 Polymer Science	-	-	-	-	-	-	-	2	-	2
400601 Geology	-	-	-	1	-	-	4	6	-	11
400801 Physics	-	-	-	3	-	-	2	-	-	5
TOTAL	-	-	1	4	-	-	7	10	-	22
<u>PSYCHOLOGY</u>										
420101 Psychology	-	-	-	11	-	-	15	17	-	43
420601 College Counseling	-	-	-	-	-	-	-	-	-	-
420601 Counseling Psychology	-	-	-	-	-	-	-	32	-	32
420601 School Counseling	-	-	-	-	-	-	-	2	-	2
TOTAL	-	-	-	11	-	-	15	51	-	77
<u>PUBLIC AFFAIRS & PROTECTIVE SERVICES</u>										
430103 Criminal Justice Admin.	-	-	-	-	-	-	3	-	-	3
430104 Criminal Justice	-	-	-	-	-	-	-	13	-	13
440201 Community Counseling	-	-	-	-	-	-	11	-	-	11
440401 Public Admin.	-	-	-	-	-	-	8	-	-	8
440401 Pub. Policy & Admin.	-	-	-	18	-	-	-	-	-	18
440701 Social Work	-	-	1	-	-	-	-	36	-	37
TOTAL	-	-	1	18	-	-	22	49	-	90

Master's Degrees Conferred, 1983-84
(Continued)

<u>Discipline</u>	<u>Alcorn State</u>	<u>Delta State</u>	<u>Jackson State</u>	<u>MS State Univ.</u>	<u>MS Univ. for Women</u>	<u>MS Valley State</u>	<u>Univ. of Miss.</u>	<u>Univ. of Sou. MS</u>	<u>Univ. MS Med. Ctr.</u>	<u>Total</u>
<u>SOCIAL SCIENCES</u>										
450101 Social Studies	-	-	-	1	-	-	-	-	-	1
450101 Social Science	-	-	-	-	-	-	-	-	-	-
450201 Anthropology	-	-	-	-	-	-	2	2	-	4
450601 Economics	-	-	-	-	-	-	-	-	-	-
450701 Geography	-	-	-	-	-	-	-	2	-	2
450801 History	-	-	3	7	-	-	3	3	-	16
450901 International Relations	-	-	-	-	-	-	1	-	-	1
451001 Political Sci.	-	-	3	2	-	-	-	5	-	10
451101 Sociology	-	-	3	5	-	-	2	-	-	10
TOTAL	-	-	9	15	-	-	8	12	-	44
<u>VISUAL PERFORMING ARTS</u>										
500101 Fine Arts	-	-	-	-	2	-	-	-	-	2
500101 Art	-	-	-	-	-	-	3	-	-	3
500501 Theater	-	-	-	-	-	-	3	5	-	8
500703 Art History	-	-	-	-	-	-	1	-	-	1
500901 Music	-	-	-	-	-	-	15	13	-	28
500903 Applied Music	-	-	-	-	-	-	-	-	-	-
TOTAL	-	-	-	-	2	-	22	18	-	42
<u>GRAND TOTAL</u>	31	102	169	509	31	21	329	569	9	1,764

BOARD OF TRUSTEES OF STATE INSTITUTIONS OF HIGHER LEARNING
STATE OF MISSISSIPPI

DEGREES CONFERRED BY MAJOR FIELDS 1983-84
SPECIALIST OR SIXTH YEAR DEGREES

<u>Discipline</u>	<u>Delta State</u>	<u>Jackson State</u>	<u>Ms. State Univ.</u>	<u>Univ. of Miss.</u>	<u>Univ. of Sou. MS</u>	<u>Total</u>
<u>EDUCATION</u>						
130301 Education Curr. & Instr.	-	-	-	-	2	2
130101 Education	-	-	22	1	5	28
130401 Educational Administration and Supervision	5	2	-	-	-	7
130401 School Administration	-	-	-	-	-	-
130403 Adult Education	-	-	-	-	-	-
130407 Community College Education	-	-	-	-	-	-
130501 Educational Media	-	-	-	3	3	6
131001 Special Education	-	4	-	-	-	4
131101 Counseling & Guidance	-	-	-	-	-	-
131101 Counselor Education	-	-	-	-	-	-
131101 Guidance & Counseling	-	1	-	-	-	1
131202 Elementary Education	-	7	-	2	4	13
131204 Early Childhood Ed. K-3	-	1	-	-	-	1
131204 Early Childhood Ed. N-3	-	-	-	1	-	1
131205 Secondary Education	4	-	-	1	2	7
131301 Agriculture & Extension Ed.	-	-	-	-	-	-
131303 Business Education	-	1	-	1	1	3
131311 Mathematics Education	-	1	-	-	-	1
131312 Music Education	-	-	-	-	-	-
131315 Reading Education	-	1	-	-	2	3
131316 Science Education	-	2	-	-	-	2
131319 Vocational Education	-	-	-	-	-	-
TOTAL	9	20	22	9	19	79
<u>LETTERS</u>						
230101 English	-	-	-	2	1	3
TOTAL	9	20	22	11	20	82
<u>GRAND TOTAL</u>	9	20	22	11	20	82

BOARD OF TRUSTEES OF STATE INSTITUTIONS OF HIGHER LEARNING
STATE OF MISSISSIPPI

DEGREES CONFERRED BY MAJOR FIELDS, 1983-84
DOCTOR'S DEGREES

<u>Discipline</u>	<u>Delta State</u>	<u>Jackson State</u>	<u>MS State Univ.</u>	<u>Univ. of Miss.</u>	<u>Univ. of Sou. MS</u>	<u>Univ. MS Med. Ctr.</u>	<u>Total</u>
<u>AGRICULTURE</u>							
010103 Agrucultural Economics	-	-	7	-	-	-	7
020301 Food Science & Technology	-	-	1	-	-	-	1
020402 Agronomy	-	-	8	-	-	-	8
020403 Horticulture	-	-	3	-	-	-	3
020408 Weed Science	-	-	-	-	-	-	-
030401 Forest Resources	-	-	3	-	-	-	3
TOTAL	-	-	22	-	-	-	22
<u>BUSINESS</u>							
060201 Accountancy	-	-	-	2	-	-	2
060401 Business Administration	-	-	15	5	-	-	20
060501 Economics	-	-	-	2	-	-	2
TOTAL	-	-	15	9	-	-	24
<u>EDUCATION</u>							
130101 Education	-	-	29	28	33	-	90
130101 Professional Studies	1	-	-	-	-	-	1
130401 Educational Adm. & Supervision	-	-	-	1	-	-	1
130403 Adult Education	-	-	-	-	-	-	-
130801 Educational Psychology	-	-	5	9	-	-	14
131001 Special Education	-	-	-	-	1	-	1
131101 Guidance & Counseling	-	-	-	-	-	-	-
131204 Early Childhood	-	5	-	-	-	-	5
131314 Health, Physcial Ed. & Recreation	-	-	-	-	1	-	1
131316 Science Education	-	-	-	-	-	-	-
TOTAL	1	5	34	38	35	-	113

Doctor's Degrees Conferred, 1983-84
(Continued)

-68-

<u>Discipline</u>	<u>Delta State</u>	<u>Jackson State</u>	<u>MS State Univ.</u>	<u>Univ. of Miss.</u>	<u>Univ. of Sou. MS</u>	<u>Univ. MS Med. Ctr.</u>	<u>Total</u>
<u>ENGINEERING</u>							
140101 Engineering	-	-	9	1	-	-	10
140801 Civil Engineering	-	-	-	-	-	-	-
141001 Electrical Engineering	-	-	1	-	-	-	1
141301 Engineering Sci., General	-	-	-	-	-	-	-
141901 Mechanical Engineering	-	-	1	-	-	-	1
TOTAL	-	-	11	1	-	-	12
<u>HEALTH</u>							
180701 Health Care Admin.	-	-	-	2	-	-	2
181401 Pharmaceutics	-	-	-	1	-	-	1
182401 Veterinary Medicine	-	-	29	-	-	-	29
TOTAL	-	-	29	3	-	-	32
<u>LETTERS</u>							
230101 English	-	-	-	9	2	-	11
TOTAL	-	-	-	9	2	-	11
<u>LIFE SCIENCES</u>							
260101 Biological Sciences	-	-	3	1	-	-	4
260101 Biology	-	-	-	-	2	-	2
260201 Biochemistry	-	-	-	-	-	-	-
260306 Pharmacognosy	-	-	-	1	-	-	1
260501 Microbiology	-	-	-	-	1	1	2
260601 Anatomy	-	-	-	-	-	-	-
260609 Nutrition	-	-	4	-	-	-	4
260612 Pharmacology & Toxicology	-	-	-	-	-	1	1
260702 Entomology	-	-	4	-	-	-	4
260705 Pharmacology	-	-	-	-	-	-	-
260706 Physiology (Human) & Biophys.	-	-	-	-	-	3	3
260706 Physiology, Animal	-	-	1	-	-	-	1
TOTAL	-	-	12	2	3	5	22
<u>MATHEMATICS</u>							
270101 Mathematics	-	-	-	1	-	-	1
TOTAL	-	-	-	1	-	-	1

Doctor's Degrees Conferred, 1983-84
(Continued)

<u>Discipline</u>	<u>Delta State</u>	<u>Jackson State</u>	<u>MS State Univ.</u>	<u>Univ. of Miss.</u>	<u>Univ. of Sou. MS</u>	<u>Univ. MS Med. Ctr.</u>	<u>Total</u>
<u>PHYSICAL SCIENCES</u>							
400501 Chemistry	-	-	2	3	3	-	8
400505 Medicinal Chemistry	-	-	-	2	-	-	2
400599 Polymer Science	-	-	-	-	2	-	2
400801 Physics	-	-	-	2	-	-	2
TOTAL	-	-	2	7	5	-	14
<u>PSYCHOLOGY</u>							
420101 Psychology	-	-	-	11	18	-	29
420601 Counseling Psychology	-	-	-	-	9	-	9
TOTAL	-	-	-	11	27	-	38
<u>SOCIAL SCIENCES</u>							
450801 History	-	-	2	-	-	-	2
451001 Political Science	-	-	-	2	-	-	2
451101 Sociology	-	-	6	-	-	-	6
TOTAL	-	-	8	2	-	-	10
<u>VISUAL & PERFORMING ARTS</u>							
500901 Music	-	-	-	1	-	-	1
500903 Performance & Pedagogy	-	-	-	-	-	-	-
TOTAL	-	-	-	1	-	-	1
<u>GRAND TOTAL</u>	1	5	133	84	72	5	300

BOARD OF TRUSTEES OF STATE INSTITUTIONS OF HIGHER LEARNING
STATE OF MISSISSIPPI

DEGREES AND AWARDS CONFERRED

BASED ON LESS THAN FOUR YEARS OF WORK BEYOND HIGH SCHOOL, 1983-84

A = ASSOCIATE

C = CERTIFICATE

<u>Discipline</u>	<u>Alcorn State</u>	<u>MS Univ. for Women</u>	<u>MS Valley State</u>	<u>Univ. of Miss.</u>	<u>Univ. of MS Med. Ctr.</u>	<u>Total</u>
<u>BUSINESS</u>						
070601 Secretarial Science	-	-	-	-	-	-
TOTAL	-	-	-	-	-	-
<u>ENGINEERING</u>						
150803 Automotive Mechanics	-	-	-	-	-	-
TOTAL	-	-	-	-	-	-
<u>HEALTH</u>						
170102 Dental Hygiene	-	-	-	-	(c)18	18
170208 Nuclear Medicine Technology	-	-	-	-	(c) 6	6
170209 Radiologic Technology	-	-	-	-	(c)17	17
170210 Respiratory Therapy	-	-	-	-	(c)27	27
170699 Nurse Mid-Wifery	-	-	-	-	(c)18	18
181101 Nursing	(a)18	(a)41	-	-	-	59
TOTAL	18	41	-	-	86	145
<u>INDUSTRIAL ARTS</u>						
210102 Bldg. Constr.	-	-	(c) 1	-	-	1
TOTAL	-	-	1	-	-	1
<u>LAW</u>						
220103 Paralegal Studies	-	-	(c) 1	-	-	1
TOTAL	-	-	1	-	-	1
<u>PUBLIC AFFAIRS & PROTECTIVE SERVICES</u>						
440201 Social Gerontology	-	-	(c) 6	-	-	6
TOTAL	-	-	6	-	-	6
<u>TRADE AND INDUSTRIAL</u>						
480208 Printing	-	-	-	-	-	-
TOTAL	-	-	-	-	-	-
GRAND TOTAL	18	41	7	-	86	152

IV

STUDENT CREDIT HOURS PRODUCED BY LEVEL
AND BY FIELDS OF STUDY
REGULAR SESSION 1983-84

BOARD OF TRUSTEES OF STATE INSTITUTIONS OF HIGHER LEARNING
STATE OF MISSISSIPPI

STUDENT CREDIT HOUR PRODUCTION, ON-CAMPUS AND OFF-CAMPUS
REGULAR SESSION, 1983-84

<u>Institution</u>	<u>Lower</u>	<u>Upper</u>	<u>Graduate</u>	<u>Total</u>
<u>ON-CAMPUS</u>				
Alcorn State University	43,617	20,380	1,700	65,697
Delta State University	40,348	32,990	4,230	77,568
Jackson State University	92,027	44,946	11,824	148,797
Mississippi State University	143,140	133,920	21,540	298,600
Mississippi University for Women	27,717	16,443	1,057	45,217
Mississippi Valley State University	47,928	19,569	1,198	68,695
University of Mississippi	111,736	89,598	26,872	228,206
University of Southern Mississippi	121,171	129,466	22,361	272,998
TOTAL ON-CAMPUS	627,684	487,312	90,782	1,205,778
<u>DEGREE-GRANTING OFF-CAMPUS CENTERS</u>				
MSU - Jackson/Jackson Engineering	--	63	1,165	1,228
MSU - Meridian	--	3,994	1,622	5,616
MSU - Vicksburg Engineering	--	3	489	492
UM - Jackson/Jackson Engineering	174	96	664	934
UM - Tupelo	--	1,044	996	2,040
USM - Gulf Park	--	10,363	4,558	14,921
USM - Jackson	--	75	147	222
USM - Natchez	--	2,029	699	2,728
TOTAL DEGREE-GRANTING OFF-CAMPUS CENTERS	174	17,667	10,340	28,181
<u>RESIDENT CENTERS</u>				
MSU - Vicksburg	--	114	194	308
UM - Booneville	9	3	183	195
UM - Southaven	39	450	507	996
USM - Jackson County	--	4,420	783	5,203
TOTAL RESIDENT CENTERS	48	4,987	1,667	6,702
TOTAL EXTENSION CLASSES	18	2,419	4,551	6,988
GRAND TOTAL	627,924	512,385	107,340	1,247,649

BOARD OF TRUSTEES OF STATE INSTITUTIONS OF HIGHER LEARNING
STATE OF MISSISSIPPI

STUDENT CREDIT HOUR PRODUCTION BY LEVELS AND BY
FIELDS OF STUDY
REGULAR SESSION, 1983-84

ALCORN STATE UNIVERSITY

<u>Academic Field</u>	<u>Lower</u>	<u>Upper</u>	<u>Graduate</u>	<u>Total</u>
Architecture	--	--	--	--
Nursing	862	748	--	1,610
Pharmacy	--	--	--	--
Agribusiness & Agri. Prod.	358	930	135	1,423
Agricultural Sciences	330	289	21	640
Renewable Natural Resources	--	--	--	--
Architecture & Environmental Design	--	--	--	--
Area & Ethnic Studies	540	--	--	540
Business & Management	66	2,268	--	2,334
Business & Office	1,212	1,122	--	2,334
Marketing & Distribution	--	501	--	501
Communications	132	819	--	951
Communication Technologies	--	--	--	--
Computer & Info. Sciences	1,084	726	366	2,176
Education	6,333	3,154	738	10,225
Engineering	--	15	--	15
Engineering Technologies	183	231	--	414
Foreign Languages	867	--	--	867
Allied Health	--	--	--	--
Health Sciences	--	--	--	--
Home Economics	126	341	12	479
Vocational Home Economics	23	87	--	110
Industrial Arts	177	135	12	324
Law	--	429	--	429

Student Credit Hour Production by Levels and
By Fields of Study
Regular Session, 1983-84
(Continued)

<u>Academic Field</u>	<u>Lower</u>	<u>Upper</u>	<u>Graduate</u>	<u>Total</u>
Letters	7,428	1,064	33	8,525
Liberal/General Studies	--	--	--	--
Library & Archival Sciences	--	--	--	--
Life Sciences	3,403	1,248	131	4,782
Mathematics	6,120	543	--	6,663
Military Science	889	451	--	1,340
Multi/Interdisc. Studies	--	--	12	12
Parks & Recreation	--	--	--	--
Basic Skills	--	--	--	--
Personal Awareness	--	--	--	--
Philosophy & Religion	--	--	--	--
Theology	--	--	--	--
Physical Sciences	3,403	347	54	3,804
Science Technology	--	24	--	24
Psychology	1,824	742	126	2,692
Protective Services	--	--	--	--
Public Affairs	72	159	--	231
Social Sciences	5,379	2,907	60	8,346
Construction Trades	--	309	--	309
Mechanics & Repairing	--	354	--	354
Precision Production	582	273	--	855
Transportation & Material Moving	--	--	--	--
Visual & Performing Arts	2,224	164	--	2,388
TOTAL ALL PROGRAMS	43,617	20,380	1,700	65,697

BOARD OF TRUSTEES OF STATE INSTITUTIONS OF HIGHER LEARNING
STATE OF MISSISSIPPI

STUDENT CREDIT HOUR PRODUCTION BY LEVELS AND BY
FIELDS OF STUDY
REGULAR SESSION, 1983-84

DELTA STATE UNIVERSITY

<u>Academic Field</u>	<u>Lower</u>	<u>Upper</u>	<u>Graduate</u>	<u>Total</u>
Architecture	--	--	--	--
Nursing	111	1,303	--	1,414
Pharmacy	--	--	--	--
Agribusiness & Agri. Prod.	--	--	--	--
Agricultural Sciences	--	--	--	--
Renewable Natural Resources	--	--	--	--
Architecture & Environmental Design	--	50	--	50
Area & Ethnic Studies	--	--	--	--
Business & Management	8,880	9,562	954	19,396
Business & Office	607	1,026	--	1,633
Marketing & Distribution	90	358	--	448
Communications	1,300	222	--	1,522
Communication Technologies	--	--	--	--
Computer & Info. Sciences	324	45	3	372
Education	2,393	7,508	2,574	12,475
Engineering	--	--	--	--
Engineering Technologies	--	--	--	--
Foreign Languages	687	138	--	825
Allied Health	--	--	--	--
Health Sciences	--	429	7	436
Home Economics	90	783	3	876
Vocational Home Economics	--	--	--	--
Industrial Arts	--	--	--	--
Law	--	--	--	--

DELTA STATE UNIVERSITY

Student Credit Hour Production by Levels and
By Fields of Study
Regular Session, 1983-84
(Continued)

<u>Academic Field</u>	<u>Lower</u>	<u>Upper</u>	<u>Graduate</u>	<u>Total</u>
Letters	5,124	1,020	36	6,180
Liberal/General Studies	--	--	--	--
Library & Archival Sciences	--	216	--	216
Life Sciences	1,723	1,495	154	3,372
Mathematics	3,666	366	72	4,104
Military Science	239	165	--	404
Multi/Interdisc. Studies	--	--	--	--
Parks & Recreation	--	48	15	63
Basic Skills	--	--	--	--
Personal Awareness	--	--	--	--
Philosophy & Religion	321	42	6	369
Theology	--	--	--	--
Physical Sciences	3,563	827	34	4,424
Science Technology	--	--	--	--
Psychology	2,076	671	81	2,828
Protective Services	--	1,452	--	1,452
Public Affairs	87	414	6	507
Social Sciences	5,316	1,653	129	7,098
Construction Trades	--	--	--	--
Mechanics & Repairing	--	--	--	--
Precision Production	--	--	--	--
Transportation & Material Moving	276	471	--	747
Visual & Performing Arts	3,475	2,726	156	6,357
TOTAL ALL PROGRAMS	40,348	32,990	4,230	77,568

BOARD OF TRUSTEES OF STATE INSTITUTIONS OF HIGHER LEARNING
STATE OF MISSISSIPPI

STUDENT CREDIT HOUR PRODUCTION BY LEVELS AND BY
FIELDS OF STUDY
REGULAR SESSION, 1983-84

JACKSON STATE UNIVERSITY

<u>Academic Field</u>	<u>Lower</u>	<u>Upper</u>	<u>Graduate</u>	<u>Total</u>
Architecture	--	--	--	--
Nursing	--	--	--	--
Pharmacy	--	--	--	--
Agribusiness & Agri. Prod.	--	--	--	--
Agricultural Sciences	--	--	--	--
Renewable Natural Resources	--	--	--	--
Architecture & Environmental Design	--	--	--	--
Area & Ethnic Studies	507	345	114	966
Business & Management	6,540	13,977	1,902	22,419
Business & Office	753	1,869	--	2,622
Marketing & Distribution	--	--	--	--
Communications	636	1,698	36	2,370
Communication Technologies	--	765	--	765
Computer & Info. Sciences	8,869	2,034	1,786	12,689
Education	6,938	7,408	3,867	18,213
Engineering	45	12	--	57
Engineering Technologies	1,433	1,228	--	2,661
Foreign Languages	2,025	3	18	2,046
Allied Health	--	31	48	79
Health Sciences	62	459	--	521
Home Economics	--	720	6	726
Vocational Home Economics	--	--	--	--
Industrial Arts	--	--	--	--
Law	--	291	--	291

JACKSON STATE UNIVERSITY

Student Credit Hour Production by Levels and

By Fields of Study

Regular Session, 1983-84

(Continued)

<u>Academic Field</u>	<u>Lower</u>	<u>Upper</u>	<u>Graduate</u>	<u>Total</u>
Letters	14,860	2,469	552	17,881
Liberal/General Studies	--	--	--	--
Library & Archival Sciences	--	108	36	144
Life Sciences	6,918	1,145	432	8,495
Mathematics	14,223	1,428	258	15,909
Military Science	777	492	--	1,269
Multi/Interdisc. Studies	657	--	9	666
Parks & Recreation	38	208	--	246
Basic Skills	--	--	--	--
Personal Awareness	--	--	--	--
Philosophy & Religion	--	342	--	342
Theology	21	--	--	21
Physical Sciences	7,166	357	350	7,873
Science Technology	--	--	--	--
Psychology	3,288	1,876	303	5,467
Protective Services	894	1,254	21	2,169
Public Affairs	282	708	1,308	2,298
Social Sciences	10,359	2,740	614	13,713
Construction Trades	--	--	--	--
Mechanics & Repairing	--	--	--	--
Precision Production	--	--	--	--
Transportation & Material Moving	--	--	--	--
Visual & Performing Arts	4,736	979	164	5,879
TOTAL ALL PROGRAMS	92,027	44,946	11,824	148,797

BOARD OF TRUSTEES OF STATE INSTITUTIONS OF HIGHER LEARNING
STATE OF MISSISSIPPI

STUDENT CREDIT HOUR PRODUCTION BY LEVELS AND BY
FIELDS OF STUDY
REGULAR SESSION, 1983-84

MISSISSIPPI STATE UNIVERSITY

<u>Academic Field</u>	<u>Lower</u>	<u>Upper</u>	<u>Graduate</u>	<u>Total</u>
Architecture	1,532	2,498	21	4,051
Nursing	--	--	--	--
Pharmacy	--	--	--	--
Agribusiness & Agri. Prod.	627	2,800	677	4,104
Agricultural Sciences	1,497	4,687	1,902	8,086
Renewable Natural Resources	141	1,950	426	2,517
Architecture & Environmental Design	279	1,832	87	2,198
Area & Ethnic Studies	--	--	--	--
Business & Management	9,294	27,730	2,066	39,090
Business & Office	--	2,541	46	2,587
Marketing & Distribution	--	--	59	59
Communications	847	2,453	63	3,363
Communication Technologies	--	--	--	--
Computer & Info. Sciences	4,389	2,915	986	8,290
Education	5,839	20,352	4,921	31,112
Engineering	725	28,941	2,625	32,291
Engineering Technologies	719	2,844	103	3,666
Foreign Languages	6,052	458	213	6,723
Allied Health	32	262	43	337
Health Sciences	--	90	--	90
Home Economics	1,108	2,728	93	3,929
Vocational Home Economics	--	1,311	30	1,341
Industrial Arts	--	--	--	--
Law	2,505	726	24	3,255

MISSISSIPPI STATE UNIVERSITY

Student Credit Hour Production by Levels and
By Fields of Study
Regular Session, 1983-84
(Continued)

<u>Academic Field</u>	<u>Lower</u>	<u>Upper</u>	<u>Graduate</u>	<u>Total</u>
Letters	15,447	2,982	232	18,661
Liberal/General Studies	--	--	--	--
Library & Archival Sciences	--	121	27	148
Life Sciences	9,524	4,150	2,045	15,719
Mathematics	19,796	4,148	1,416	25,360
Military Science	1,754	705	--	2,459
Multi/Interdisc. Studies	--	--	--	--
Parks & Recreation	--	--	--	--
Basic Skills	--	--	--	--
Personal Awareness	--	--	--	--
Philosophy & Religion	1,164	429	27	1,620
Theology	--	--	--	--
Physical Sciences	16,586	3,733	616	20,935
Science Technology	--	--	--	--
Psychology	4,662	2,037	811	7,510
Protective Services	--	45	3	48
Public Affairs	--	298	--	298
Social Sciences	28,268	6,011	1,914	36,193
Construction Trades	--	--	--	--
Mechanics & Repairing	--	--	--	--
Precision Production	3,585	279	--	3,864
Transportation & Material Moving	--	--	--	--
Visual & Performing Arts	6,768	1,864	64	8,696
TOTAL ALL PROGRAMS	143,140	133,920	21,540	298,600

BOARD OF TRUSTEES OF STATE INSTITUTIONS OF HIGHER LEARNING
STATE OF MISSISSIPPI

STUDENT CREDIT HOUR PRODUCTION BY LEVELS AND BY
FIELDS OF STUDY
REGULAR SESSION, 1983-84

MISSISSIPPI UNIVERSITY FOR WOMEN

<u>Academic Field</u>	<u>Lower</u>	<u>Upper</u>	<u>Graduate</u>	<u>Total</u>
Architecture	--	--	--	--
Nursing	3,441	2,065	373	5,879
Pharmacy	--	--	--	--
Agribusiness & Agri. Prod.	--	--	--	--
Agricultural Sciences	--	--	--	--
Renewable Natural Resources	--	--	--	--
Architecture & Environmental Design	--	96	--	96
Area & Ethnic Studies	--	--	--	--
Business & Management	1,209	2,895	69	4,173
Business & Office	1,494	393	3	1,890
Marketing & Distribution	--	--	--	--
Communications	1,041	495	--	1,536
Communication Technologies	--	--	--	--
Computer & Info. Sciences	--	111	3	114
Education	1,764	3,143	423	5,330
Engineering	--	--	--	--
Engineering Technologies	--	--	--	--
Foreign Languages	543	33	--	576
Allied Health	--	--	--	--
Health Sciences	156	150	45	351
Home Economics	511	1,458	116	2,085
Vocational Home Economics	--	--	--	--
Industrial Arts	--	--	--	--
Law	177	282	--	459

MISSISSIPPI UNIVERSITY FOR WOMEN

Student Credit Hour Production by Levels and
By Fields of Study
Regular Session, 1983-84
(Continued)

<u>Academic Field</u>	<u>Lower</u>	<u>Upper</u>	<u>Graduate</u>	<u>Total</u>
Letters	3,231	267	--	3,498
Liberal/General Studies	--	30	--	30
Library & Archival Sciences	--	90	--	90
Life Sciences	3,549	714	13	4,276
Mathematics	2,207	222	--	2,429
Military Science	32	26	--	58
Multi/Interdisc. Studies	50	219	--	269
Parks & Recreation	--	--	--	--
Basic Skills	--	--	--	--
Personal Awareness	--	--	--	--
Philosophy & Religion	375	51	--	426
Theology	--	--	--	--
Physical Sciences	2,295	201	--	2,496
Science Technology	--	--	--	--
Psychology	1,248	160	--	1,408
Protective Services	--	--	--	--
Public Affairs	--	63	--	63
Social Sciences	2,649	2,126	9	4,784
Construction Trades	--	--	--	--
Mechanics & Repairing	--	--	--	--
Precision Production	--	--	--	--
Transportation & Material Moving	--	--	--	--
Visual & Performing Arts	1,745	1,153	3	2,901
TOTAL ALL PROGRAMS	27,717	16,443	1,057	45,217

BOARD OF TRUSTEES OF STATE INSTITUTIONS OF HIGHER LEARNING
STATE OF MISSISSIPPI

STUDENT CREDIT HOUR PRODUCTION BY LEVELS AND BY
FIELDS OF STUDY
REGULAR SESSION, 1983-84

MISSISSIPPI VALLEY STATE UNIVERSITY

<u>Academic Field</u>	<u>Lower</u>	<u>Upper</u>	<u>Graduate</u>	<u>Total</u>
Architecture	--	--	--	--
Nursing	--	--	--	--
Pharmacy	--	--	--	--
Agribusiness & Agri. Prod.	--	--	--	--
Agricultural Sciences	--	--	--	--
Renewable Natural Resources	--	36	--	36
Architecture & Environmental Design	--	--	--	--
Area & Ethnic Studies	--	--	--	--
Business & Management	1,539	3,334	--	4,873
Business & Office	588	905	--	1,493
Marketing & Distribution	--	--	--	--
Communications	--	57	--	57
Communication Technologies	--	228	--	228
Computer & Info. Sciences	1,846	1,670	--	3,516
Education	7,751	3,789	858	12,398
Engineering	--	--	--	--
Engineering Technologies	1,056	1,599	237	2,892
Foreign Languages	639	--	--	639
Allied Health	--	--	--	--
Health Sciences	--	24	63	87
Home Economics	129	468	--	597
Vocational Home Economics	--	--	--	--
Industrial Arts	--	--	--	--
Law	--	--	--	--

MISSISSIPPI VALLEY STATE UNIVERSITY

Student Credit Hour Production by Levels and

By Fields of Study

Regular Session, 1983-84

(Continued)

<u>Academic Field</u>	<u>Lower</u>	<u>Upper</u>	<u>Graduate</u>	<u>Total</u>
Letters	8,205	538	--	8,743
Liberal/General Studies	--	--	--	--
Library & Archival Sciences	--	--	--	--
Life Sciences	2,973	859	40	3,872
Mathematics	6,075	329	--	6,404
Military Science	366	224	--	590
Multi/Interdisc. Studies	--	--	--	--
Parks & Recreation	39	290	--	329
Basic Skills	1,235	--	--	1,235
Personal Awareness	--	--	--	--
Philosophy & Religion	252	--	--	252
Theology	--	--	--	--
Physical Sciences	2,270	274	--	2,544
Science Technology	--	--	--	--
Psychology	2,535	--	--	2,535
Protective Services	711	624	--	1,335
Public Affairs	219	895	--	1,114
Social Sciences	5,577	2,795	--	8,372
Construction Trades	--	--	--	--
Mechanics & Repairing	--	36	--	36
Precision Production	--	--	--	--
Transportation & Material Moving	--	--	--	--
Visual & Performing Arts	3,923	595	--	4,518
TOTAL ALL PROGRAMS	47,928	19,569	1,198	68,695

BOARD OF TRUSTEES OF STATE INSTITUTIONS OF HIGHER LEARNING
STATE OF MISSISSIPPI

STUDENT CREDIT HOUR PRODUCTION BY LEVELS AND BY
FIELDS OF STUDY
REGULAR SESSION, 1983-84

UNIVERSITY OF MISSISSIPPI

<u>Academic Field</u>	<u>Lower</u>	<u>Upper</u>	<u>Graduate</u>	<u>Total</u>
Architecture	--	--	--	--
Nursing	--	--	--	--
Pharmacy	--	3,025	83	3,108
Agribusiness & Agri. Prod.	--	--	--	--
Agricultural Sciences	--	--	--	--
Renewable Natural Resources	--	--	--	--
Architecture & Environmental Design	102	153	176	431
Area & Ethnic Studies	--	--	--	--
Business & Management	11,169	26,851	2,165	40,185
Business & Office	2,322	2,206	--	4,528
Marketing & Distribution	--	993	6	999
Communications	939	2,679	180	3,798
Communication Technologies	--	81	--	81
Computer & Info. Sciences	3,243	1,086	344	4,673
Education	6,391	11,488	3,330	21,209
Engineering	451	7,972	1,128	9,551
Engineering Technologies	--	--	--	--
Foreign Languages	6,067	436	66	6,569
Allied Health	--	--	--	--
Health Sciences	348	1,937	1,307	3,592
Home Economics	981	3,217	108	4,306
Vocational Home Economics	--	78	29	107
Industrial Arts	--	--	--	--
Law	--	6	12,954	12,960

UNIVERSITY OF MISSISSIPPI

Student Credit Hour Production by Levels and
By Fields of Study
Regular Session, 1983-84
(Continued)

<u>Academic Field</u>	<u>Lower</u>	<u>Upper</u>	<u>Graduate</u>	<u>Total</u>
Letters	14,950	2,878	611	18,439
Liberal/General Studies	--	--	--	--
Library & Archival Sciences	--	48	87	135
Life Sciences	6,381	5,791	583	12,755
Mathematics	13,245	1,038	219	14,502
Military Science	1,672	883	--	2,555
Multi/Interdisc. Studies	--	--	--	--
Parks & Recreation	65	348	69	482
Basic Skills	1,332	--	--	1,332
Personal Awareness	710	6	--	716
Philosophy & Religion	1,581	796	18	2,395
Theology	--	--	--	--
Physical Sciences	10,851	2,495	820	14,166
Science Technology	--	--	--	--
Psychology	4,797	2,007	1,107	7,911
Protective Services	612	1,077	18	1,707
Public Affairs	36	1,894	150	2,080
Social Sciences	16,097	4,856	600	21,553
Construction Trades	--	--	--	--
Mechanics & Repairing	--	--	--	--
Precision Production	--	--	--	--
Transportation & Material Moving	--	--	--	--
Visual & Performing Arts	7,394	3,273	714	11,381
TOTAL ALL PROGRAMS	111,736	89,598	26,872	228,206

BOARD OF TRUSTEES OF STATE INSTITUTIONS OF HIGHER LEARNING
STATE OF MISSISSIPPI

STUDENT CREDIT HOUR PRODUCTION BY LEVELS AND BY
FIELDS OF STUDY
REGULAR SESSION, 1983-84

UNIVERSITY OF SOUTHERN MISSISSIPPI

<u>Academic Field</u>	<u>Lower</u>	<u>Upper</u>	<u>Graduate</u>	<u>Total</u>
Architecture	--	--	--	--
Nursing	--	9,981	646	10,627
Pharmacy	--	--	--	--
Agribusiness & Agri. Prod.	--	--	--	--
Agricultural Sciences	--	12	9	21
Renewable Natural Resources	--	--	--	--
Architecture & Environmental Design	213	583	48	844
Area & Ethnic Studies	--	45	3	48
Business & Management	11,427	29,784	2,001	43,212
Business & Office	905	720	21	1,646
Marketing & Distribution	--	1,263	45	1,308
Communications	786	3,127	847	4,760
Communication Technologies	878	1,044	6	1,928
Computer & Info. Sciences	6,045	12,272	745	19,062
Education	4,197	18,498	4,667	27,362
Engineering	--	395	30	425
Engineering Technologies	2,525	4,075	24	6,624
Foreign Languages	3,222	300	10	3,532
Allied Health	62	1,549	5	1,616
Health Sciences	420	938	911	2,269
Home Economics	1,043	2,998	124	4,165
Vocational Home Economics	534	1,878	192	2,604
Industrial Arts	--	--	--	--
Law	--	150	--	150

UNIVERSITY OF SOUTHERN MISSISSIPPI

Student Credit Hour Production by Levels and

By Fields of Study

Regular Session, 1983-84

(Continued)

<u>Academic Field</u>	<u>Lower</u>	<u>Upper</u>	<u>Graduate</u>	<u>Total</u>
Letters	13,257	6,434	595	20,286
Liberal/General Studies	--	--	--	--
Library & Archival Sciences	65	114	675	854
Life Sciences	9,125	2,546	741	12,412
Mathematics	12,892	4,116	251	17,259
Military Science	3,380	1,478	--	4,858
Multi/Interdisc. Studies	510	835	--	1,345
Parks & Recreation	594	1,195	105	1,894
Basic Skills	310	--	--	310
Personal Awareness	213	--	--	213
Philosophy & Religion	2,850	432	112	3,394
Theology	--	--	--	--
Physical Sciences	12,545	3,546	1,583	17,674
Science Technology	--	--	--	--
Psychology	5,727	5,973	3,888	15,588
Protective Services	564	3,164	343	4,071
Public Affairs	180	285	1,619	2,084
Social Sciences	18,144	5,829	852	24,825
Construction Trades	--	--	--	--
Mechanics & Repairing	--	--	--	--
Precision Production	--	--	--	--
Transportation & Material Moving	--	--	--	--
Visual & Performing Arts	8,558	3,907	1,263	13,728
TOTAL ALL PROGRAMS	121,171	129,466	22,361	272,998

BOARD OF TRUSTEES OF STATE INSTITUTIONS OF HIGHER LEARNING
STATE OF MISSISSIPPI

STUDENT CREDIT HOUR PRODUCTION BY LEVELS AND BY
FIELDS OF STUDY
REGULAR SESSION, 1983-84

MSU - JACKSON
DEGREE-GRANTING OFF-CAMPUS CENTER

<u>Academic Field</u>	<u>Lower</u>	<u>Upper</u>	<u>Graduate</u>	<u>Total</u>
Architecture	--	--	--	--
Nursing	--	--	--	--
Pharmacy	--	--	--	--
Agribusiness & Agri. Prod.	--	--	--	--
Agricultural Sciences	--	24	--	24
Renewable Natural Resources	--	--	--	--
Architecture & Environmental Design	--	--	--	--
Area & Ethnic Studies	--	--	--	--
Business & Management	--	--	24	24
Business & Office	--	--	--	--
Marketing & Distribution	--	--	--	--
Communications	--	--	--	--
Communication Technologies	--	--	--	--
Computer & Info. Sciences	--	--	--	--
Education	--	36	744	780
Engineering	--	--	--	--
Engineering Technologies	--	--	--	--
Foreign Languages	--	--	--	--
Allied Health	--	--	--	--
Health Sciences	--	--	--	--
Home Economics	--	--	--	--
Vocational Home Economics	--	--	--	--
Industrial Arts	--	--	--	--
Law	--	--	--	--

MSU - JACKSON
 Student Credit Hour Production by Levels and
 By Fields of Study
 Regular Session, 1983-84
 (Continued)

<u>Academic Field</u>	<u>Lower</u>	<u>Upper</u>	<u>Graduate</u>	<u>Total</u>
Letters	--	--	--	--
Liberal/General Studies	--	--	--	--
Library & Archival Sciences	--	--	--	--
Life Sciences	--	--	53	53
Mathematics	--	--	--	--
Military Science	--	--	--	--
Multi/Interdisc. Studies	--	--	--	--
Parks & Recreation	--	--	--	--
Basic Skills	--	--	--	--
Personal Awareness	--	--	--	--
Philosophy & Religion	--	--	--	--
Theology	--	--	--	--
Physical Sciences	--	--	--	--
Science Technology	--	--	--	--
Psychology	--	3	117	120
Protective Services	--	--	--	--
Public Affairs	--	--	--	--
Social Sciences	--	--	--	--
Construction Trades	--	--	--	--
Mechanics & Repairing	--	--	--	--
Precision Production	--	--	--	--
Transportation & Material Moving	--	--	--	--
Visual & Performing Arts	--	--	--	--
TOTAL ALL PROGRAMS	--	63	938	1,001

BOARD OF TRUSTEES OF STATE INSTITUTIONS OF HIGHER LEARNING
STATE OF MISSISSIPPI

STUDENT CREDIT HOUR PRODUCTION BY LEVELS AND BY
FIELDS OF STUDY
REGULAR SESSION, 1983-84

MSU - JACKSON ENGINEERING
DEGREE-GRANTING OFF-CAMPUS CENTER

<u>Academic Field</u>	<u>Lower</u>	<u>Upper</u>	<u>Graduate</u>	<u>Total</u>
Architecture	--	--	--	--
Nursing	--	--	--	--
Pharmacy	--	--	--	--
Agribusiness & Agri. Prod.	--	--	--	--
Agricultural Sciences	--	--	--	--
Renewable Natural Resources	--	--	--	--
Architecture & Environmental Design	--	--	--	--
Area & Ethnic Studies	--	--	--	--
Business & Management	--	--	--	--
Business & Office	--	--	--	--
Marketing & Distribution	--	--	--	--
Communications	--	--	--	--
Communication Technologies	--	--	--	--
Computer & Info. Sciences	--	--	--	--
Education	--	--	--	--
Engineering	--	--	227	227
Engineering Technologies	--	--	--	--
Foreign Languages	--	--	--	--
Allied Health	--	--	--	--
Health Sciences	--	--	--	--
Home Economics	--	--	--	--
Vocational Home Economics	--	--	--	--
Industrial Arts	--	--	--	--
Law	--	--	--	--

MSU - JACKSON ENGINEERING

Student Credit Hour Production by Levels and
By Fields of Study
Regular Session, 1983-84
(Continued)

<u>Academic Field</u>	<u>Lower</u>	<u>Upper</u>	<u>Graduate</u>	<u>Total</u>
Letters	--	--	--	--
Liberal/General Studies	--	--	--	--
Library & Archival Sciences	--	--	--	--
Life Sciences	--	--	--	--
Mathematics	--	--	--	--
Military Science	--	--	--	--
Multi/Interdisc. Studies	--	--	--	--
Parks & Recreation	--	--	--	--
Basic Skills	--	--	--	--
Personal Awareness	--	--	--	--
Philosophy & Religion	--	--	--	--
Theology	--	--	--	--
Physical Sciences	--	--	--	--
Science Technology	--	--	--	--
Psychology	--	--	--	--
Protective Services	--	--	--	--
Public Affairs	--	--	--	--
Social Sciences	--	--	--	--
Construction Trades	--	--	--	--
Mechanics & Repairing	--	--	--	--
Precision Production	--	--	--	--
Transportation & Material Moving	--	--	--	--
Visual & Performing Arts	--	--	--	--
TOTAL ALL PROGRAMS	--	--	227	227

BOARD OF TRUSTEES OF STATE INSTITUTIONS OF HIGHER LEARNING
STATE OF MISSISSIPPI

STUDENT CREDIT HOUR PRODUCTION BY LEVELS AND BY
FIELDS OF STUDY
REGULAR SESSION, 1983-84

MSU - MERIDIAN
DEGREE-GRANTING OFF-CAMPUS CENTER

<u>Academic Field</u>	<u>Lower</u>	<u>Upper</u>	<u>Graduate</u>	<u>Total</u>
Architecture	--	--	--	--
Nursing	--	--	--	--
Pharmacy	--	--	--	--
Agribusiness & Agri. Prod.	--	--	--	--
Agricultural Sciences	--	54	--	54
Renewable Natural Resources	--	--	--	--
Architecture & Environmental Design	--	--	--	--
Area & Ethnic Studies	--	--	--	--
Business & Management	--	1,220	351	1,571
Business & Office	--	530	27	557
Marketing & Distribution	--	1	--	1
Communications	--	51	--	51
Communication Technologies	--	--	--	--
Computer & Info. Sciences	--	--	--	--
Education	--	1,099	1,014	2,113
Engineering	--	--	--	--
Engineering Technologies	--	--	--	--
Foreign Languages	--	96	--	96
Allied Health	--	--	--	--
Health Sciences	--	--	--	--
Home Economics	--	--	--	--
Vocational Home Economics	--	--	--	--
Industrial Arts	--	--	--	--
Law	--	60	--	60

MSU - MERIDIAN

Student Credit Hour Production by Levels and
By Fields of Study
Regular Session, 1983-84
(Continued)

<u>Academic Field</u>	<u>Lower</u>	<u>Upper</u>	<u>Graduate</u>	<u>Total</u>
Letters	--	75	27	102
Liberal/General Studies	--	--	--	--
Library & Archival Sciences	--	--	--	--
Life Sciences	--	45	--	45
Mathematics	--	9	36	45
Military Science	--	--	--	--
Multi/Interdisc. Studies	--	--	--	--
Parks & Recreation	--	--	--	--
Basic Skills	--	--	--	--
Personal Awareness	--	--	--	--
Philosophy & Religion	--	--	--	--
Theology	--	--	--	--
Physical Sciences	--	--	32	32
Science Technology	--	--	--	--
Psychology	--	170	36	206
Protective Services	--	--	--	--
Public Affairs	--	356	18	374
Social Sciences	--	201	81	282
Construction Trades	--	--	--	--
Mechanics & Repairing	--	--	--	--
Precision Production	--	--	--	--
Transportation & Material Moving	--	--	--	--
Visual & Performing Arts	--	27	--	27
TOTAL ALL PROGRAMS	--	3,994	1,622	5,616

BOARD OF TRUSTEES OF STATE INSTITUTIONS OF HIGHER LEARNING
STATE OF MISSISSIPPI

STUDENT CREDIT HOUR PRODUCTION BY LEVELS AND BY
FIELDS OF STUDY
REGULAR SESSION, 1983-84

MSU - VICKSBURG ENGINEERING
DEGREE-GRANTING OFF-CAMPUS CENTER

<u>Academic Field</u>	<u>Lower</u>	<u>Upper</u>	<u>Graduate</u>	<u>Total</u>
Architecture	--	--	--	--
Nursing	--	--	--	--
Pharmacy	--	--	--	--
Agribusiness & Agri. Prod.	--	--	--	--
Agricultural Sciences	--	--	--	--
Renewable Natural Resources	--	--	--	--
Architecture & Environmental Design	--	--	--	--
Area & Ethnic Studies	--	--	--	--
Business & Management	--	--	--	--
Business & Office	--	--	--	--
Marketing & Distribution	--	--	--	--
Communications	--	--	--	--
Communication Technologies	--	--	--	--
Computer & Info. Sciences	--	--	--	--
Education	--	--	--	--
Engineering	--	3	453	456
Engineering Technologies	--	--	--	--
Foreign Languages	--	--	--	--
Allied Health	--	--	--	--
Health Sciences	--	--	--	--
Home Economics	--	--	--	--
Vocational Home Economics	--	--	--	--
Industrial Arts	--	--	--	--
Law	--	--	--	--

MSU - VICKSBURG ENGINEERING

Student Credit Hour Production by Levels and
By Fields of Study
Regular Session, 1983-84
(Continued)

<u>Academic Field</u>	<u>Lower</u>	<u>Upper</u>	<u>Graduate</u>	<u>Total</u>
Letters	--	--	--	--
Liberal/General Studies	--	--	--	--
Library & Archival Sciences	--	--	--	--
Life Sciences	--	--	--	--
Mathematics	--	--	--	--
Military Science	--	--	--	--
Multi/Interdisc. Studies	--	--	--	--
Parks & Recreation	--	--	--	--
Basic Skills	--	--	--	--
Personal Awareness	--	--	--	--
Philosophy & Religion	--	--	--	--
Theology	--	--	--	--
Physical Sciences	--	--	36	36
Science Technology	--	--	--	--
Psychology	--	--	--	--
Protective Services	--	--	--	--
Public Affairs	--	--	--	--
Social Sciences	--	--	--	--
Construction Trades	--	--	--	--
Mechanics & Repairing	--	--	--	--
Precision Production	--	--	--	--
Transportation & Material Moving	--	--	--	--
Visual & Performing Arts	--	--	--	--
TOTAL ALL PROGRAMS	--	3	489	492

BOARD OF TRUSTEES OF STATE INSTITUTIONS OF HIGHER LEARNING
STATE OF MISSISSIPPI

STUDENT CREDIT HOUR PRODUCTION BY LEVELS AND BY
FIELDS OF STUDY
REGULAR SESSION, 1983-84

UM - JACKSON
DEGREE-GRANTING OFF-CAMPUS CENTER

<u>Academic Field</u>	<u>Lower</u>	<u>Upper</u>	<u>Graduate</u>	<u>Total</u>
Architecture	--	--	--	--
Nursing	--	--	--	--
Pharmacy	--	--	--	--
Agribusiness & Agri. Prod.	--	--	--	--
Agricultural Sciences	--	--	--	--
Renewable Natural Resources	--	--	--	--
Architecture & Environmental Design	--	--	--	--
Area & Ethnic Studies	--	--	--	--
Business & Management	--	--	--	--
Business & Office	--	--	--	--
Marketing & Distribution	--	--	--	--
Communications	--	--	--	--
Communication Technologies	--	--	--	--
Computer & Info. Sciences	--	--	--	--
Education	--	--	405	405
Engineering	--	--	--	--
Engineering Technologies	--	--	--	--
Foreign Languages	--	--	--	--
Allied Health	--	--	--	--
Health Sciences	--	--	34	34
Home Economics	--	--	--	--
Vocational Home Economics	--	--	--	--
Industrial Arts	--	--	--	--
Law	174	90	--	264

UM - JACKSONStudent Credit Hour Production by Levels and
By Fields of Study

Regular Session, 1983-84

(Continued)

<u>Academic Field</u>	<u>Lower</u>	<u>Upper</u>	<u>Graduate</u>	<u>Total</u>
Letters	--	--	--	--
Liberal/General Studies	--	--	--	--
Library & Archival Sciences	--	--	72	72
Life Sciences	--	--	--	--
Mathematics	--	--	--	--
Military Science	--	--	--	--
Multi/Interdisc. Studies	--	--	--	--
Parks & Recreation	--	--	--	--
Basic Skills	--	--	--	--
Personal Awareness	--	--	--	--
Philosophy & Religion	--	--	--	--
Theology	--	--	--	--
Physical Sciences	--	--	--	--
Science Technology	--	--	--	--
Psychology	--	6	87	93
Protective Services	--	--	--	--
Public Affairs	--	--	--	--
Social Sciences	--	--	--	--
Construction Trades	--	--	--	--
Mechanics & Repairing	--	--	--	--
Precision Production	--	--	--	--
Transportation & Material Moving	--	--	--	--
Visual & Performing Arts	--	--	--	--
 TOTAL ALL PROGRAMS	 174	 96	 598	 868

BOARD OF TRUSTEES OF STATE INSTITUTIONS OF HIGHER LEARNING
STATE OF MISSISSIPPI

STUDENT CREDIT HOUR PRODUCTION BY LEVELS AND BY
FIELDS OF STUDY
REGULAR SESSION, 1983-84

UM - JACKSON ENGINEERING
DEGREE-GRANTING OFF-CAMPUS CENTER

<u>Academic Field</u>	<u>Lower</u>	<u>Upper</u>	<u>Graduate</u>	<u>Total</u>
Architecture	--	--	--	--
Nursing	--	--	--	--
Pharmacy	--	--	--	--
Agribusiness & Agri. Prod.	--	--	--	--
Agricultural Sciences	--	--	--	--
Renewable Natural Resources	--	--	--	--
Architecture & Environmental Design	--	--	--	--
Area & Ethnic Studies	--	--	--	--
Business & Management	--	--	--	--
Business & Office	--	--	--	--
Marketing & Distribution	--	--	--	--
Communications	--	--	--	--
Communication Technologies	--	--	--	--
Computer & Info. Sciences	--	--	--	--
Education	--	--	--	--
Engineering	--	--	66	66
Engineering Technologies	--	--	--	--
Foreign Languages	--	--	--	--
Allied Health	--	--	--	--
Health Sciences	--	--	--	--
Home Economics	--	--	--	--
Vocational Home Economics	--	--	--	--
Industrial Arts	--	--	--	--
Law	--	--	--	--

UM - JACKSON ENGINEERING

Student Credit Hour Production by Levels and
By Fields of Study

Regular Session, 1983-84
(Continued)

<u>Academic Field</u>	<u>Lower</u>	<u>Upper</u>	<u>Graduate</u>	<u>Total</u>
Letters	--	--	--	--
Liberal/General Studies	--	--	--	--
Library & Archival Sciences	--	--	--	--
Life Sciences	--	--	--	--
Mathematics	--	--	--	--
Military Science	--	--	--	--
Multi/Interdisc. Studies	--	--	--	--
Parks & Recreation	--	--	--	--
Basic Skills	--	--	--	--
Personal Awareness	--	--	--	--
Philosophy & Religion	--	--	--	--
Theology	--	--	--	--
Physical Sciences	--	--	--	--
Science Technology	--	--	--	--
Psychology	--	--	--	--
Protective Services	--	--	--	--
Public Affairs	--	--	--	--
Social Sciences	--	--	--	--
Construction Trades	--	--	--	--
Mechanics & Repairing	--	--	--	--
Precision Production	--	--	--	--
Transportation & Material Moving	--	--	--	--
Visual & Performing Arts	--	--	--	--
TOTAL ALL PROGRAMS	--	--	66	66

BOARD OF TRUSTEES OF STATE INSTITUTIONS OF HIGHER LEARNING
STATE OF MISSISSIPPI

STUDENT CREDIT HOUR PRODUCTION BY LEVELS AND BY
FIELDS OF STUDY
REGULAR SESSION, 1983-84

UM - TUPELO
DEGREE-GRANTING OFF-CAMPUS CENTER

<u>Academic Field</u>	<u>Lower</u>	<u>Upper</u>	<u>Graduate</u>	<u>Total</u>
Architecture	--	--	--	--
Nursing	--	--	--	--
Pharmacy	--	--	--	--
Agribusiness & Agri. Prod.	--	--	--	--
Agricultural Sciences	--	--	--	--
Renewable Natural Resources	--	--	--	--
Architecture & Environmental Design	--	--	--	--
Area & Ethnic Studies	--	--	--	--
Business & Management	--	417	174	591
Business & Office	--	--	--	--
Marketing & Distribution	--	--	--	--
Communications	--	--	--	--
Communication Technologies	--	--	--	--
Computer & Info. Sciences	--	--	--	--
Education	--	414	678	1,092
Engineering	--	--	--	--
Engineering Technologies	--	--	--	--
Foreign Languages	--	--	--	--
Allied Health	--	--	--	--
Health Sciences	--	--	6	6
Home Economics	--	--	--	--
Vocational Home Economics	--	--	--	--
Industrial Arts	--	--	--	--
Law	--	--	--	--

UM - TUPELO

Student Credit Hour Production by Levels and
By Fields of Study
Regular Session, 1983-84
(Continued)

<u>Academic Field</u>	<u>Lower</u>	<u>Upper</u>	<u>Graduate</u>	<u>Total</u>
Letters	--	39	75	114
Liberal/General Studies	--	--	--	--
Library & Archival Sciences	--	--	--	--
Life Sciences	--	--	--	--
Mathematics	--	--	57	57
Military Science	--	--	--	--
Multi/Interdisc. Studies	--	--	--	--
Parks & Recreation	--	--	--	--
Basic Skills	--	--	--	--
Personal Awareness	--	--	--	--
Philosophy & Religion	--	21	--	21
Theology	--	--	--	--
Physical Sciences	--	--	--	--
Science Technology	--	--	--	--
Psychology	--	--	--	--
Protective Services	--	21	--	21
Public Affairs	--	15	--	15
Social Sciences	--	96	6	102
Construction Trades	--	--	--	--
Mechanics & Repairing	--	--	--	--
Precision Production	--	--	--	--
Transportation & Material Moving	--	--	--	--
Visual & Performing Arts	--	21	--	21
TOTAL ALL PROGRAMS	--	1,044	996	2,040

BOARD OF TRUSTEES OF STATE INSTITUTIONS OF HIGHER LEARNING
STATE OF MISSISSIPPI

STUDENT CREDIT HOUR PRODUCTION BY LEVELS AND BY
FIELDS OF STUDY
REGULAR SESSION, 1983-84

USM - GULF PARK
DEGREE-GRANTING OFF-CAMPUS CENTER

<u>Academic Field</u>	<u>Lower</u>	<u>Upper</u>	<u>Graduate</u>	<u>Total</u>
Architecture	--	--	--	--
Nursing	--	--	--	--
Pharmacy	--	--	--	--
Agribusiness & Agri. Prod.	--	--	--	--
Agricultural Sciences	--	--	--	--
Renewable Natural Resources	--	--	--	--
Architecture & Environmental Design	--	--	--	--
Area & Ethnic Studies	--	--	--	--
Business & Management	--	3,791	1,005	4,796
Business & Office	--	--	--	--
Marketing & Distribution	--	45	--	45
Communications	--	66	21	87
Communication Technologies	--	--	--	--
Computer & Info. Sciences	--	1,328	1,209	2,537
Education	--	1,659	1,463	3,122
Engineering	--	--	--	--
Engineering Technologies	--	529	16	545
Foreign Languages	--	--	--	--
Allied Health	--	--	--	--
Health Sciences	--	--	--	--
Home Economics	--	48	--	48
Vocational Home Economics	--	--	--	--
Industrial Arts	--	--	--	--
Law	--	--	--	--

USM - GULF PARK

Student Credit Hour Production by Levels and
By Fields of Study
Regular Session, 1983-84
(Continued)

<u>Academic Field</u>	<u>Lower</u>	<u>Upper</u>	<u>Graduate</u>	<u>Total</u>
Letters	--	561	54	615
Liberal/General Studies	--	--	--	--
Library & Archival Sciences	--	78	84	162
Life Sciences	--	39	21	60
Mathematics	--	273	222	495
Military Science	--	--	--	--
Multi/Interdisc. Studies	--	1	--	1
Parks & Recreation	--	--	--	--
Basic Skills	--	--	--	--
Personal Awareness	--	--	--	--
Philosophy & Religion	--	--	--	--
Theology	--	--	--	--
Physical Sciences	--	33	12	45
Science Technology	--	--	--	--
Psychology	--	710	111	821
Protective Services	--	394	99	493
Public Affairs	--	--	--	--
Social Sciences	--	769	241	1,010
Construction Trades	--	--	--	--
Mechanics & Repairing	--	--	--	--
Precision Production	--	--	--	--
Transportation & Material Moving	--	--	--	--
Visual & Performing Arts	--	39	--	39
TOTAL ALL PROGRAMS	--	10,363	4,558	14,921

BOARD OF TRUSTEES OF STATE INSTITUTIONS OF HIGHER LEARNING
STATE OF MISSISSIPPI

STUDENT CREDIT HOUR PRODUCTION BY LEVELS AND BY
FIELDS OF STUDY
REGULAR SESSION, 1983-84

USM - JACKSON
DEGREE-GRANTING OFF-CAMPUS CENTER

<u>Academic Field</u>	<u>Lower</u>	<u>Upper</u>	<u>Graduate</u>	<u>Total</u>
Architecture	--	--	--	--
Nursing	--	--	--	--
Pharmacy	--	--	--	--
Agribusiness & Agri. Prod.	--	--	--	--
Agricultural Sciences	--	--	--	--
Renewable Natural Resources	--	--	--	--
Architecture & Environmental Design	--	--	--	--
Area & Ethnic Studies	--	--	--	--
Business & Management	--	45	6	51
Business & Office	--	--	--	--
Marketing & Distribution	--	--	--	--
Communications	--	--	18	18
Communication Technologies	--	--	--	--
Computer & Info. Sciences	--	--	--	--
Education	--	--	12	12
Engineering	--	--	--	--
Engineering Technologies	--	--	--	--
Foreign Languages	--	--	--	--
Allied Health	--	--	--	--
Health Sciences	--	--	--	--
Home Economics	--	--	--	--
Vocational Home Economics	--	--	--	--
Industrial Arts	--	--	--	--
Law	--	--	--	--

USM - JACKSON

Student Credit Hour Production by Levels and
By Fields of Study
Regular Session, 1983-84
(Continued)

<u>Academic Field</u>	<u>Lower</u>	<u>Upper</u>	<u>Graduate</u>	<u>Total</u>
Letters	--	--	--	--
Liberal/General Studies	--	--	--	--
Library & Archival Sciences	--	--	--	--
Life Sciences	--	--	--	--
Mathematics	--	--	--	--
Military Science	--	--	--	--
Multi/Interdisc. Studies	--	--	--	--
Parks & Recreation	--	--	--	--
Basic Skills	--	--	--	--
Personal Awareness	--	--	--	--
Philosophy & Religion	--	--	--	--
Theology	--	--	--	--
Physical Sciences	--	--	15	15
Science Technology	--	--	--	--
Psychology	--	30	21	51
Protective Services	--	--	--	--
Public Affairs	--	--	75	75
Social Sciences	--	--	--	--
Construction Trades	--	--	--	--
Mechanics & Repairing	--	--	--	--
Precision Production	--	--	--	--
Transportation & Material Moving	--	--	--	--
Visual & Performing Arts	--	--	--	--
TOTAL ALL PROGRAMS	--	75	147	222

BOARD OF TRUSTEES OF STATE INSTITUTIONS OF HIGHER LEARNING
STATE OF MISSISSIPPI

STUDENT CREDIT HOUR PRODUCTION BY LEVELS AND BY
FIELDS OF STUDY
REGULAR SESSION, 1983-84

USM - NATCHEZ
DEGREE-GRANTING OFF-CAMPUS CENTER

<u>Academic Field</u>	<u>Lower</u>	<u>Upper</u>	<u>Graduate</u>	<u>Total</u>
Architecture	--	--	--	--
Nursing	--	--	--	--
Pharmacy	--	--	--	--
Agribusiness & Agri. Prod.	--	--	--	--
Agricultural Sciences	--	--	--	--
Renewable Natural Resources	--	--	--	--
Architecture & Environmental Design	--	--	--	--
Area & Ethnic Studies	--	--	--	--
Business & Management	--	753	222	975
Business & Office	--	--	--	--
Marketing & Distribution	--	--	--	--
Communications	--	--	--	--
Communication Technologies	--	--	--	--
Computer & Info. Sciences	--	183	9	192
Education	--	538	384	922
Engineering	--	--	--	--
Engineering Technologies	--	--	--	--
Foreign Languages	--	--	--	--
Allied Health	--	--	--	--
Health Sciences	--	--	--	--
Home Economics	--	--	--	--
Vocational Home Economics	--	--	--	--
Industrial Arts	--	--	--	--
Law	--	--	--	--

USM - NATCHEZ

Student Credit Hour Production by Levels and
By Fields of Study
Regular Session, 1983-84
(Continued)

<u>Academic Field</u>	<u>Lower</u>	<u>Upper</u>	<u>Graduate</u>	<u>Total</u>
Letters	--	153	27	180
Liberal/General Studies	--	--	--	--
Library & Archival Sciences	--	12	39	51
Life Sciences	--	--	--	--
Mathematics	--	117	--	117
Military Science	--	--	--	--
Multi/Interdisc. Studies	--	--	--	--
Parks & Recreation	--	--	--	--
Basic Skills	--	--	--	--
Personal Awareness	--	--	--	--
Philosophy & Religion	--	--	--	--
Theology	--	--	--	--
Physical Sciences	--	--	--	--
Science Technology	--	--	--	--
Psychology	--	51	6	57
Protective Services	--	90	--	90
Public Affairs	--	--	--	--
Social Sciences	--	93	12	105
Construction Trades	--	--	--	--
Mechanics & Repairing	--	--	--	--
Precision Production	--	--	--	--
Transportation & Material Moving	--	--	--	--
Visual & Performing Arts	--	39	--	39
TOTAL ALL PROGRAMS	--	2,029	699	2,728

BOARD OF TRUSTEES OF STATE INSTITUTIONS OF HIGHER LEARNING
STATE OF MISSISSIPPI

STUDENT CREDIT HOUR PRODUCTION BY LEVELS AND BY
FIELDS OF STUDY
REGULAR SESSION, 1983-84

MSU - VICKSBURG
RESIDENT CENTER

<u>Academic Field</u>	<u>Lower</u>	<u>Upper</u>	<u>Graduate</u>	<u>Total</u>
Architecture	--	--	--	--
Nursing	--	--	--	--
Pharmacy	--	--	--	--
Agribusiness & Agri. Prod.	--	--	--	--
Agricultural Sciences	--	--	--	--
Renewable Natural Resources	--	--	--	--
Architecture & Environmental Design	--	--	--	--
Area & Ethnic Studies	--	--	--	--
Business & Management	--	81	--	81
Business & Office	--	--	--	--
Marketing & Distribution	--	--	--	--
Communications	--	--	--	--
Communication Technologies	--	--	--	--
Computer & Info. Sciences	--	--	--	--
Education	--	33	183	216
Engineering	--	--	--	--
Engineering Technologies	--	--	--	--
Foreign Languages	--	--	--	--
Allied Health	--	--	8	8
Health Sciences	--	--	--	--
Home Economics	--	--	--	--
Vocational Home Economics	--	--	--	--
Industrial Arts	--	--	--	--
Law	--	--	--	--

MSU - VICKSBURG
 Student Credit Hour Production by Levels and
 By Fields of Study
 Regular Session, 1983-84
 (Continued)

<u>Academic Field</u>	<u>Lower</u>	<u>Upper</u>	<u>Graduate</u>	<u>Total</u>
Letters	--	--	--	--
Liberal/General Studies	--	--	--	--
Library & Archival Sciences	--	--	--	--
Life Sciences	--	--	--	--
Mathematics	--	--	--	--
Military Science	--	--	--	--
Multi/Interdisc. Studies	--	--	--	--
Parks & Recreation	--	--	--	--
Basic Skills	--	--	--	--
Personal Awareness	--	--	--	--
Philosophy & Religion	--	--	--	--
Theology	--	--	--	--
Physical Sciences	--	--	--	--
Science Technology	--	--	--	--
Psychology	--	--	3	3
Protective Services	--	--	--	--
Public Affairs	--	--	--	--
Social Sciences	--	--	--	--
Construction Trades	--	--	--	--
Mechanics & Repairing	--	--	--	--
Precision Production	--	--	--	--
Transportation & Material Moving	--	--	--	--
Visual & Performing Arts	--	--	--	--
TOTAL ALL PROGRAMS	--	114	194	308

BOARD OF TRUSTEES OF STATE INSTITUTIONS OF HIGHER LEARNING
STATE OF MISSISSIPPI

STUDENT CREDIT HOUR PRODUCTION BY LEVELS AND BY
FIELDS OF STUDY
REGULAR SESSION, 1983-84

UM - BOONEVILLE
RESIDENT CENTER

<u>Academic Field</u>	<u>Lower</u>	<u>Upper</u>	<u>Graduate</u>	<u>Total</u>
Architecture	--	--	--	--
Nursing	--	--	--	--
Pharmacy	--	--	--	--
Agribusiness & Agri. Prod.	--	--	--	--
Agricultural Sciences	--	--	--	--
Renewable Natural Resources	--	--	--	--
Architecture & Environmental Design	--	--	--	--
Area & Ethnic Studies	--	--	--	--
Business & Management	--	--	--	--
Business & Office	--	--	--	--
Marketing & Distribution	--	--	--	--
Communications	--	--	--	--
Communication Technologies	--	--	--	--
Computer & Info. Sciences	--	--	--	--
Education	--	3	171	174
Engineering	--	--	--	--
Engineering Technologies	--	--	--	--
Foreign Languages	--	--	--	--
Allied Health	--	--	--	--
Health Sciences	9	--	12	21
Home Economics	--	--	--	--
Vocational Home Economics	--	--	--	--
Industrial Arts	--	--	--	--
Law	--	--	--	--

UM - BOONEVILLE

Student Credit Hour Production by Levels and
By Fields of Study
Regular Session, 1983-84
(Continued)

<u>Academic Field</u>	<u>Lower</u>	<u>Upper</u>	<u>Graduate</u>	<u>Total</u>
Letters	--	--	--	--
Liberal/General Studies	--	--	--	--
Library & Archival Sciences	--	--	--	--
Life Sciences	--	--	--	--
Mathematics	--	--	--	--
Military Science	--	--	--	--
Multi/Interdisc. Studies	--	--	--	--
Parks & Recreation	--	--	--	--
Basic Skills	--	--	--	--
Personal Awareness	--	--	--	--
Philosophy & Religion	--	--	--	--
Theology	--	--	--	--
Physical Sciences	--	--	--	--
Science Technology	--	--	--	--
Psychology	--	--	--	--
Protective Services	--	--	--	--
Public Affairs	--	--	--	--
Social Sciences	--	--	--	--
Construction Trades	--	--	--	--
Mechanics & Repairing	--	--	--	--
Precision Production	--	--	--	--
Transportation & Material Moving	--	--	--	--
Visual & Performing Arts	--	--	--	--
TOTAL ALL PROGRAMS	9	3	183	195

BOARD OF TRUSTEES OF STATE INSTITUTIONS OF HIGHER LEARNING
STATE OF MISSISSIPPI

STUDENT CREDIT HOUR PRODUCTION BY LEVELS AND BY
FIELDS OF STUDY
REGULAR SESSION, 1983-84

UM - SOUTHAVEN
RESIDENT CENTER

<u>Academic Field</u>	<u>Lower</u>	<u>Upper</u>	<u>Graduate</u>	<u>Total</u>
Architecture	--	--	--	--
Nursing	--	--	--	--
Pharmacy	--	--	--	--
Agribusiness & Agri. Prod.	--	--	--	--
Agricultural Sciences	--	--	--	--
Renewable Natural Resources	--	--	--	--
Architecture & Environmental Design	--	--	--	--
Area & Ethnic Studies	--	--	--	--
Business & Management	--	222	--	222
Business & Office	--	--	--	--
Marketing & Distribution	--	--	--	--
Communications	--	--	--	--
Communication Technologies	--	--	--	--
Computer & Info. Sciences	--	--	--	--
Education	39	210	477	726
Engineering	--	--	--	--
Engineering Technologies	--	--	--	--
Foreign Languages	--	--	--	--
Allied Health	--	--	--	--
Health Sciences	--	--	9	9
Home Economics	--	--	--	--
Vocational Home Economics	--	--	--	--
Industrial Arts	--	--	--	--
Law	--	--	--	--

UM - SOUTHAVEN

Student Credit Hour Production by Levels and
By Fields of Study
Regular Session, 1983-84
(Continued)

<u>Academic Field</u>	<u>Lower</u>	<u>Upper</u>	<u>Graduate</u>	<u>Total</u>
Letters	--	--	18	18
Liberal/General Studies	--	--	--	--
Library & Archival Sciences	--	--	--	--
Life Sciences	--	--	--	--
Mathematics	--	--	--	--
Military Science	--	--	--	--
Multi/Interdisc. Studies	--	--	--	--
Parks & Recreation	--	--	--	--
Basic Skills	--	--	--	--
Personal Awareness	--	--	--	--
Philosophy & Religion	--	--	--	--
Theology	--	--	--	--
Physical Sciences	--	--	--	--
Science Technology	--	--	--	--
Psychology	--	--	--	--
Protective Services	--	--	--	--
Public Affairs	--	--	--	--
Social Sciences	--	--	--	--
Construction Trades	--	--	--	--
Mechanics & Repairing	--	--	--	--
Precision Production	--	--	--	--
Transportation & Material Moving	--	--	--	--
Visual & Performing Arts	--	18	3	21
TOTAL ALL PROGRAMS	39	450	507	996

BOARD OF TRUSTEES OF STATE INSTITUTIONS OF HIGHER LEARNING
STATE OF MISSISSIPPI

STUDENT CREDIT HOUR PRODUCTION BY LEVELS AND BY
FIELDS OF STUDY
REGULAR SESSION, 1983-84

USM - JACKSON COUNTY
RESIDENT CENTER

<u>Academic Field</u>	<u>Lower</u>	<u>Upper</u>	<u>Graduate</u>	<u>Total</u>
Architecture	--	--	--	--
Nursing	--	--	--	--
Pharmacy	--	--	--	--
Agribusiness & Agri. Prod.	--	--	--	--
Agricultural Sciences	--	--	--	--
Renewable Natural Resources	--	--	--	--
Architecture & Environmental Design	--	--	--	--
Area & Ethnic Studies	--	--	--	--
Business & Management	--	1,952	357	2,309
Business & Office	--	--	--	--
Marketing & Distribution	--	96	--	96
Communications	--	--	--	--
Communication Technologies	--	--	--	--
Computer & Info. Sciences	--	151	--	151
Education	--	989	369	1,358
Engineering	--	--	--	--
Engineering Technologies	--	189	3	192
Foreign Languages	--	--	--	--
Allied Health	--	--	--	--
Health Sciences	--	--	--	--
Home Economics	--	--	--	--
Vocational Home Economics	--	--	--	--
Industrial Arts	--	--	--	--
Law	--	--	--	--

USM - JACKSON COUNTY

Student Credit Hour Production by Levels and
By Fields of Study

Regular Session, 1983-84

(Continued)

<u>Academic Field</u>	<u>Lower</u>	<u>Upper</u>	<u>Graduate</u>	<u>Total</u>
Letters	--	138	--	138
Liberal/General Studies	--	--	--	--
Library & Archival Sciences	--	9	6	15
Life Sciences	--	--	--	--
Mathematics	--	276	12	288
Military Science	--	--	--	--
Multi/Interdisc. Studies	--	--	--	--
Parks & Recreation	--	--	--	--
Basic Skills	--	--	--	--
Personal Awareness	--	--	--	--
Philosophy & Religion	--	--	--	--
Theology	--	--	--	--
Physical Sciences	--	--	--	--
Science Technology	--	--	--	--
Psychology	--	390	24	414
Protective Services	--	4	--	4
Public Affairs	--	--	--	--
Social Sciences	--	169	12	181
Construction Trades	--	--	--	--
Mechanics & Repairing	--	--	--	--
Precision Production	--	--	--	--
Transportation & Material Moving	--	--	--	--
Visual & Performing Arts	--	57	--	57
TOTAL ALL PROGRAMS	--	4,420	783	5,203

BOARD OF TRUSTEES OF STATE INSTITUTIONS OF HIGHER LEARNING
STATE OF MISSISSIPPI

STUDENT CREDIT HOUR PRODUCTION BY LEVELS AND BY
FIELDS OF STUDY
REGULAR SESSION, 1983-84

ASU - EXTENSION

<u>Academic Field</u>	<u>Lower</u>	<u>Upper</u>	<u>Graduate</u>	<u>Total</u>
Architecture	--	--	--	--
Nursing	--	--	--	--
Pharmacy	--	--	--	--
Agribusiness & Agri. Prod.	--	--	--	--
Agricultural Sciences	--	--	--	--
Renewable Natural Resources	--	--	--	--
Architecture & Environmental Design	--	--	--	--
Area & Ethnic Studies	--	--	--	--
Business & Management	--	--	--	--
Business & Office	--	--	--	--
Marketing & Distribution	--	--	--	--
Communications	--	--	--	--
Communication Technologies	--	--	--	--
Computer & Info. Sciences	--	--	45	45
Education	--	--	--	--
Engineering	--	--	--	--
Engineering Technologies	--	--	--	--
Foreign Languages	--	--	--	--
Allied Health	--	--	--	--
Health Sciences	--	--	--	--
Home Economics	--	--	--	--
Vocational Home Economics	--	--	--	--
Industrial Arts	--	--	--	--
Law	--	--	--	--

ASU - EXTENSION

Student Credit Hour Production by Levels and
By Fields of Study
Regular Session, 1983-84
(Continued)

<u>Academic Field</u>	<u>Lower</u>	<u>Upper</u>	<u>Graduate</u>	<u>Total</u>
Letters	--	--	--	--
Liberal/General Studies	--	--	--	--
Library & Archival Sciences	--	--	--	--
Life Sciences	--	--	--	--
Mathematics	--	--	--	--
Military Science	--	--	--	--
Multi/Interdisc. Studies	--	--	--	--
Parks & Recreation	--	--	--	--
Basic Skills	--	--	--	--
Personal Awareness	--	--	--	--
Philosophy & Religion	--	--	--	--
Theology	--	--	--	--
Physical Sciences	--	--	--	--
Science Technology	--	--	--	--
Psychology	--	--	--	--
Protective Services	--	--	--	--
Public Affairs	--	--	--	--
Social Sciences	--	--	--	--
Construction Trades	--	--	--	--
Mechanics & Repairing	--	--	--	--
Precision Production	--	--	--	--
Transportation & Material Moving	--	--	--	--
Visual & Performing Arts	--	--	--	--
TOTAL ALL PROGRAMS	--	--	45	45

BOARD OF TRUSTEES OF STATE INSTITUTIONS OF HIGHER LEARNING
STATE OF MISSISSIPPI

STUDENT CREDIT HOUR PRODUCTION BY LEVELS AND BY
FIELDS OF STUDY
REGULAR SESSION, 1983-84

DSU - EXTENSION

<u>Academic Field</u>	<u>Lower</u>	<u>Upper</u>	<u>Graduate</u>	<u>Total</u>
Architecture	--	--	--	--
Nursing	--	--	--	--
Pharmacy	--	--	--	--
Agribusiness & Agri. Prod.	--	--	--	--
Agricultural Sciences	--	--	--	--
Renewable Natural Resources	--	--	--	--
Architecture & Environmental Design	--	--	--	--
Area & Ethnic Studies	--	--	--	--
Business & Management	--	795	--	795
Business & Office	--	--	--	--
Marketing & Distribution	--	--	--	--
Communications	--	--	--	--
Communication Technologies	--	--	--	--
Computer & Info. Sciences	--	18	42	60
Education	--	36	513	549
Engineering	--	--	--	--
Engineering Technologies	--	--	--	--
Foreign Languages	--	--	--	--
Allied Health	--	--	--	--
Health Sciences	--	--	--	--
Home Economics	--	--	--	--
Vocational Home Economics	--	--	--	--
Industrial Arts	--	--	--	--
Law	--	--	--	--

DSU - EXTENSION

Student Credit Hour Production by Levels and
By Fields of Study
Regular Session, 1983-84
(Continued)

<u>Academic Field</u>	<u>Lower</u>	<u>Upper</u>	<u>Graduate</u>	<u>Total</u>
Letters	--	15	--	15
Liberal/General Studies	--	--	--	--
Library & Archival Sciences	--	--	--	--
Life Sciences	--	--	--	--
Mathematics	--	--	--	--
Military Science	--	--	--	--
Multi/Interdisc. Studies	--	--	--	--
Parks & Recreation	--	--	--	--
Basic Skills	--	--	--	--
Personal Awareness	--	--	--	--
Philosophy & Religion	--	--	--	--
Theology	--	--	--	--
Physical Sciences	--	--	--	--
Science Technology	--	--	--	--
Psychology	--	--	--	--
Protective Services	--	--	--	--
Public Affairs	--	--	--	--
Social Sciences	--	--	--	--
Construction Trades	--	--	--	--
Mechanics & Repairing	--	--	--	--
Precision Production	--	--	--	--
Transportation & Material Moving	--	--	--	--
Visual & Performing Arts	--	--	--	--
TOTAL ALL PROGRAMS	--	864	555	1,419

BOARD OF TRUSTEES OF STATE INSTITUTIONS OF HIGHER LEARNING
STATE OF MISSISSIPPI

STUDENT CREDIT HOUR PRODUCTION BY LEVELS AND BY
FIELDS OF STUDY
REGULAR SESSION, 1983-84

JSU - EXTENSION

<u>Academic Field</u>	<u>Lower</u>	<u>Upper</u>	<u>Graduate</u>	<u>Total</u>
Architecture	--	--	--	--
Nursing	--	--	--	--
Pharmacy	--	--	--	--
Agribusiness & Agri. Prod.	--	--	--	--
Agricultural Sciences	--	--	--	--
Renewable Natural Resources	--	--	--	--
Architecture & Environmental Design	--	--	--	--
Area & Ethnic Studies	--	--	--	--
Business & Management	--	--	--	--
Business & Office	--	--	--	--
Marketing & Distribution	--	--	--	--
Communications	--	--	--	--
Communication Technologies	--	--	--	--
Computer & Info. Sciences	--	--	393	393
Education	--	69	399	468
Engineering	--	--	--	--
Engineering Technologies	--	--	--	--
Foreign Languages	--	--	--	--
Allied Health	--	--	--	--
Health Sciences	--	--	--	--
Home Economics	--	--	--	--
Vocational Home Economics	--	--	--	--
Industrial Arts	--	--	--	--
Law	--	--	--	--

JSU - EXTENSION

Student Credit Hour Production by Levels and
By Fields of Study
Regular Session, 1983-84
(Continued)

<u>Academic Field</u>	<u>Lower</u>	<u>Upper</u>	<u>Graduate</u>	<u>Total</u>
Letters	--	--	--	--
Liberal/General Studies	--	--	--	--
Library & Archival Sciences	--	--	--	--
Life Sciences	--	--	--	--
Mathematics	--	--	--	--
Military Science	--	--	--	--
Multi/Interdisc. Studies	--	--	--	--
Parks & Recreation	--	--	--	--
Basic Skills	--	--	--	--
Personal Awareness	--	--	--	--
Philosophy & Religion	--	--	--	--
Theology	--	--	--	--
Physical Sciences	--	--	--	--
Science Technology	--	--	--	--
Psychology	--	--	27	27
Protective Services	--	--	--	--
Public Affairs	--	--	--	--
Social Sciences	--	--	--	--
Construction Trades	--	--	--	--
Mechanics & Repairing	--	--	--	--
Precision Production	--	--	--	--
Transportation & Material Moving	--	--	--	--
Visual & Performing Arts	--	--	--	--
TOTAL ALL PROGRAMS	--	69	819	888

BOARD OF TRUSTEES OF STATE INSTITUTIONS OF HIGHER LEARNING
STATE OF MISSISSIPPI

STUDENT CREDIT HOUR PRODUCTION BY LEVELS AND BY
FIELDS OF STUDY
REGULAR SESSION, 1983-84

MSU - EXTENSION

<u>Academic Field</u>	<u>Lower</u>	<u>Upper</u>	<u>Graduate</u>	<u>Total</u>
Architecture	--	--	--	--
Nursing	--	--	--	--
Pharmacy	--	--	--	--
Agribusiness & Agri. Prod.	--	--	--	--
Agricultural Sciences	--	3	18	21
Renewable Natural Resources	--	--	--	--
Architecture & Environmental Design	--	--	--	--
Area & Ethnic Studies	--	--	--	--
Business & Management	--	--	153	153
Business & Office	--	--	--	--
Marketing & Distribution	--	--	--	--
Communications	--	--	--	--
Communication Technologies	--	--	--	--
Computer & Info. Sciences	--	96	81	177
Education	--	460	1,110	1,570
Engineering	--	--	--	--
Engineering Technologies	--	--	--	--
Foreign Languages	--	--	--	--
Allied Health	--	--	--	--
Health Sciences	--	--	--	--
Home Economics	--	--	--	--
Vocational Home Economics	--	--	--	--
Industrial Arts	--	--	--	--
Law	--	--	--	--

MSU - EXTENSION

Student Credit Hour Production by Levels and
By Fields of Study
Regular Session, 1983-84
(Continued)

<u>Academic Field</u>	<u>Lower</u>	<u>Upper</u>	<u>Graduate</u>	<u>Total</u>
Letters	--	--	--	--
Liberal/General Studies	--	--	--	--
Library & Archival Sciences	--	--	--	--
Life Sciences	--	--	--	--
Mathematics	--	--	--	--
Military Science	--	--	--	--
Multi/Interdisc. Studies	--	--	--	--
Parks & Recreation	--	--	--	--
Basic Skills	--	--	--	--
Personal Awareness	--	--	--	--
Philosophy & Religion	--	--	--	--
Theology	--	--	--	--
Physical Sciences	--	--	--	--
Science Technology	--	--	--	--
Psychology	--	84	24	108
Protective Services	--	--	--	--
Public Affairs	--	--	--	--
Social Sciences	--	--	36	36
Construction Trades	--	--	--	--
Mechanics & Repairing	--	--	--	--
Precision Production	--	--	--	--
Transportation & Material Moving	--	--	--	--
Visual & Performing Arts	--	231	--	231
TOTAL ALL PROGRAMS	--	874	1,422	2,296

BOARD OF TRUSTEES OF STATE INSTITUTIONS OF HIGHER LEARNING
STATE OF MISSISSIPPI

STUDENT CREDIT HOUR PRODUCTION BY LEVELS AND BY
FIELDS OF STUDY
REGULAR SESSION, 1983-84

MUW - EXTENSION

<u>Academic Field</u>	<u>Lower</u>	<u>Upper</u>	<u>Graduate</u>	<u>Total</u>
Architecture	--	--	--	--
Nursing	--	69	--	69
Pharmacy	--	--	--	--
Agribusiness & Agri. Prod.	--	--	--	--
Agricultural Sciences	--	--	--	--
Renewable Natural Resources	--	--	--	--
Architecture & Environmental Design	--	--	--	--
Area & Ethnic Studies	--	--	--	--
Business & Management	--	15	--	15
Business & Office	--	--	--	--
Marketing & Distribution	--	--	--	--
Communications	--	--	--	--
Communication Technologies	--	--	--	--
Computer & Info. Sciences	--	--	--	--
Education	--	--	--	--
Engineering	--	--	--	--
Engineering Technologies	--	--	--	--
Foreign Languages	--	--	--	--
Allied Health	--	--	--	--
Health Sciences	--	--	--	--
Home Economics	--	--	--	--
Vocational Home Economics	--	--	--	--
Industrial Arts	--	--	--	--
Law	--	--	--	--

MUW - EXTENSION

Student Credit Hour Production by Levels and
By Fields of Study
Regular Session, 1983-84
(Continued)

<u>Academic Field</u>	<u>Lower</u>	<u>Upper</u>	<u>Graduate</u>	<u>Total</u>
Letters	--	--	--	--
Liberal/General Studies	--	--	--	--
Library & Archival Sciences	--	--	--	--
Life Sciences	--	51	--	51
Mathematics	--	--	--	--
Military Science	--	--	--	--
Multi/Interdisc. Studies	--	--	--	--
Parks & Recreation	--	--	--	--
Basic Skills	--	--	--	--
Personal Awareness	--	--	--	--
Philosophy & Religion	--	--	--	--
Theology	--	--	--	--
Physical Sciences	--	--	--	--
Science Technology	--	--	--	--
Psychology	--	--	--	--
Protective Services	--	--	--	--
Public Affairs	--	--	--	--
Social Sciences	--	--	--	--
Construction Trades	--	--	--	--
Mechanics & Repairing	--	--	--	--
Precision Production	--	--	--	--
Transportation & Material Moving	--	--	--	--
Visual & Performing Arts	--	--	--	--
TOTAL ALL PROGRAMS	--	135	--	135

BOARD OF TRUSTEES OF STATE INSTITUTIONS OF HIGHER LEARNING
STATE OF MISSISSIPPI

STUDENT CREDIT HOUR PRODUCTION BY LEVELS AND BY
FIELDS OF STUDY
REGULAR SESSION, 1983-84

MVSU - EXTENSION

<u>Academic Field</u>	<u>Lower</u>	<u>Upper</u>	<u>Graduate</u>	<u>Total</u>
Architecture	--	--	--	--
Nursing	--	--	--	--
Pharmacy	--	--	--	--
Agribusiness & Agri. Prod.	--	--	--	--
Agricultural Sciences	--	--	--	--
Renewable Natural Resources	--	--	--	--
Architecture & Environmental Design	--	--	--	--
Area & Ethnic Studies	--	--	--	--
Business & Management	--	--	--	--
Business & Office	--	--	--	--
Marketing & Distribution	--	--	--	--
Communications	--	--	--	--
Communication Technologies	--	--	--	--
Computer & Info. Sciences	--	--	--	--
Education	--	63	--	63
Engineering	--	--	--	--
Engineering Technologies	--	--	--	--
Foreign Languages	--	--	--	--
Allied Health	--	--	--	--
Health Sciences	--	--	--	--
Home Economics	--	24	--	24
Vocational Home Economics	--	--	--	--
Industrial Arts	--	--	--	--
Law	--	--	--	--

MVSU - EXTENSION

Student Credit Hour Production by Levels and
By Fields of Study
Regular Session, 1983-84
(Continued)

<u>Academic Field</u>	<u>Lower</u>	<u>Upper</u>	<u>Graduate</u>	<u>Total</u>
Letters	--	--	--	--
Liberal/General Studies	--	--	--	--
Library & Archival Sciences	--	--	--	--
Life Sciences	--	--	1	--
Mathematics	--	--	--	--
Military Science	--	--	--	--
Multi/Interdisc. Studies	--	--	--	--
Parks & Recreation	--	--	--	--
Basic Skills	--	--	--	--
Personal Awareness	--	--	--	--
Philosophy & Religion	--	--	--	--
Theology	--	--	--	--
Physical Sciences	--	--	--	--
Science Technology	--	--	--	--
Psychology	--	--	--	--
Protective Services	--	--	--	--
Public Affairs	--	--	--	--
Social Sciences	--	36	--	36
Construction Trades	--	--	--	--
Mechanics & Repairing	--	--	--	--
Precision Production	--	--	--	--
Transportation & Material Moving	--	--	--	--
Visual & Performing Arts	--	--	--	--
TOTAL ALL PROGRAMS	--	123	--	123

BOARD OF TRUSTEES OF STATE INSTITUTIONS OF HIGHER LEARNING
STATE OF MISSISSIPPI

STUDENT CREDIT HOUR PRODUCTION BY LEVELS AND BY
FIELDS OF STUDY
REGULAR SESSION, 1983-84

UM - EXTENSION

<u>Academic Field</u>	<u>Lower</u>	<u>Upper</u>	<u>Graduate</u>	<u>Total</u>
Architecture	--	--	--	--
Nursing	--	--	--	--
Pharmacy	--	--	--	--
Agribusiness & Agri. Prod.	--	--	--	--
Agricultural Sciences	--	--	--	--
Renewable Natural Resources	--	--	--	--
Architecture & Environmental Design	--	--	--	--
Area & Ethnic Studies	--	--	--	--
Business & Management	--	30	--	30
Business & Office	--	--	--	--
Marketing & Distribution	--	--	--	--
Communications	--	--	--	--
Communication Technologies	--	--	--	--
Computer & Info. Sciences	--	--	--	--
Education	--	42	405	447
Engineering	--	--	--	--
Engineering Technologies	--	--	--	--
Foreign Languages	--	--	--	--
Allied Health	--	--	--	--
Health Sciences	--	--	--	--
Home Economics	--	--	192	192
Vocational Home Economics	--	--	72	72
Industrial Arts	--	--	--	--
Law	--	--	--	--

UM - EXTENSION

Student Credit Hour Production by Levels and
By Fields of Study
Regular Session, 1983-84
(Continued)

<u>Academic Field</u>	<u>Lower</u>	<u>Upper</u>	<u>Graduate</u>	<u>Total</u>
Letters	--	--	--	--
Liberal/General Studies	--	--	--	--
Library & Archival Sciences	--	--	7	--
Life Sciences	--	--	--	--
Mathematics	--	--	60	60
Military Science	--	--	--	--
Multi/Interdisc. Studies	--	--	--	--
Parks & Recreation	--	--	--	--
Basic Skills	--	--	--	--
Personal Awareness	--	--	--	--
Philosophy & Religion	--	--	--	--
Theology	--	--	--	--
Physical Sciences	--	--	81	81
Science Technology	--	--	--	--
Psychology	--	--	--	--
Protective Services	--	--	--	--
Public Affairs	--	--	--	--
Social Sciences	--	--	--	--
Construction Trades	--	--	--	--
Mechanics & Repairing	--	--	--	--
Precision Production	--	--	--	--
Transportation & Material Moving	--	--	--	--
Visual & Performing Arts	--	--	--	--
TOTAL ALL PROGRAMS	--	72	810	882

BOARD OF TRUSTEES OF STATE INSTITUTIONS OF HIGHER LEARNING
STATE OF MISSISSIPPI

STUDENT CREDIT HOUR PRODUCTION BY LEVELS AND BY
FIELDS OF STUDY
REGULAR SESSION, 1983-84

USM - EXTENSION

<u>Academic Field</u>	<u>Lower</u>	<u>Upper</u>	<u>Graduate</u>	<u>Total</u>
Architecture	--	--	--	--
Nursing	--	--	--	--
Pharmacy	--	--	--	--
Agribusiness & Agri. Prod.	--	--	--	--
Agricultural Sciences	--	--	--	--
Renewable Natural Resources	--	--	--	--
Architecture & Environmental Design	--	--	--	--
Area & Ethnic Studies	--	--	--	--
Business & Management	--	--	--	--
Business & Office	--	--	--	--
Marketing & Distribution	--	--	--	--
Communications	--	--	--	--
Communication Technologies	--	--	--	--
Computer & Info. Sciences	--	105	102	207
Education	--	153	798	951
Engineering	--	--	--	--
Engineering Technologies	--	--	--	--
Foreign Languages	--	--	--	--
Allied Health	--	--	--	--
Health Sciences	--	--	--	--
Home Economics	--	--	--	--
Vocational Home Economics	--	18	--	18
Industrial Arts	--	--	--	--
Law	--	--	--	--

USM - EXTENSION

Student Credit Hour Production by Levels and
By Fields of Study
Regular Session, 1983-84
(Continued)

<u>Academic Field</u>	<u>Lower</u>	<u>Upper</u>	<u>Graduate</u>	<u>Total</u>
Letters	--	--	--	--
Liberal/General Studies	--	--	--	--
Library & Archival Sciences	--	--	--	--
Life Sciences	--	--	1	--
Mathematics	--	--	--	--
Military Science	--	--	--	--
Multi/Interdisc. Studies	--	--	--	--
Parks & Recreation	--	--	--	--
Basic Skills	--	--	--	--
Personal Awareness	--	--	--	--
Philosophy & Religion	--	--	--	--
Theology	--	--	--	--
Physical Sciences	--	--	--	--
Science Technology	--	--	--	--
Psychology	9	--	--	9
Protective Services	--	--	--	--
Public Affairs	--	--	--	--
Social Sciences	9	--	--	9
Construction Trades	--	--	--	--
Mechanics & Repairing	--	--	--	--
Precision Production	--	--	--	--
Transportation & Material Moving	--	--	--	--
Visual & Performing Arts	--	6	--	6
TOTAL ALL PROGRAMS	18	282	900	1,200

V

STUDENT CREDIT HOURS PRODUCED
BY LEVEL AND BY FIELDS OF STUDY
SUMMER SESSION

1983

BOARD OF TRUSTEES OF STATE INSTITUTIONS OF HIGHER LEARNING
STATE OF MISSISSIPPI

STUDENT CREDIT HOUR PRODUCTION, ON-CAMPUS AND OFF-CAMPUS
SUMMER SESSION, 1983-84

<u>Institution</u>	<u>Lower</u>	<u>Upper</u>	<u>Graduate</u>	<u>Total</u>
<u>ON-CAMPUS</u>				
Alcorn State University	5,681	3,307	1,439	10,427
Delta State University	4,459	4,562	3,619	12,640
Jackson State University	8,097	6,233	3,853	18,183
Mississippi State University	13,315	14,728	7,426	35,469
Mississippi University for Women	4,223	1,967	567	6,757
Mississippi Valley State University	5,604	3,161	960	9,725
University of Mississippi	10,545	11,724	7,455	29,724
University of Southern Mississippi	11,951	22,266	11,132	45,349
TOTAL ON-CAMPUS	63,875	67,948	36,451	168,274
<u>DEGREE-GRANTING OFF-CAMPUS CENTERS</u>				
MSU - Jackson	--	173	858	1,031
MSU - Meridian	--	1,449	787	2,236
MSU - Vicksburg Engineering	--	3	55	58
UM - Jackson	63	123	477	663
UM - Tupelo	--	510	387	897
USM - Gulf Park	--	4,333	2,537	6,870
USM - Jackson	--	159	117	276
USM - Natchez	3	999	1,197	2,199
TOTAL DEGREE-GRANTING OFF-CAMPUS CENTERS	66	7,749	6,415	14,230
<u>RESIDENT CENTERS</u>				
MSU - Vicksburg	--	101	111	212
UM - Booneville	--	--	54	54
UM - Southaven	--	261	324	585
USM - Jackson County	--	1,543	233	1,776
TOTAL RESIDENT CLASSES	--	1,905	722	2,627
TOTAL EXTENSION CLASSES	102	2,525	2,839	5,466
GRAND TOTAL	64,043	80,127	46,427	190,597

BOARD OF TRUSTEES OF STATE INSTITUTIONS OF HIGHER LEARNING
STATE OF MISSISSIPPI

STUDENT CREDIT HOUR PRODUCTION BY LEVELS AND BY
FIELDS OF STUDY
SUMMER SESSION, 1983-84

ALCORN STATE UNIVERSITY

<u>Academic Field</u>	<u>Lower</u>	<u>Upper</u>	<u>Graduate</u>	<u>Total</u>
Architecture	--	--	--	--
Nursing	--	89	--	89
Pharmacy	--	--	--	--
Agribusiness & Agri. Prod.	--	90	15	105
Agricultural Sciences	66	21	36	123
Renewable Natural Resources	--	--	--	--
Architecture & Environmental Design	--	--	--	--
Area & Ethnic Studies	102	--	--	102
Business & Management	--	516	--	516
Business & Office	240	267	--	507
Marketing & Distribution	--	30	--	30
Communications	48	84	--	132
Communication Technologies	--	--	--	--
Computer & Info. Sciences	81	--	216	297
Education	534	900	675	2,109
Engineering	--	--	--	--
Engineering Technologies	69	--	--	69
Foreign Languages	102	--	--	102
Allied Health	--	--	--	--
Health Sciences	--	--	--	--
Home Economics	--	75	21	96
Vocational Home Economics	--	27	9	36
Industrial Arts	51	27	9	87
Law	--	105	--	105

ALCORN STATE UNIVERSITY

Student Credit Hour Production by Levels and
By Fields of Study
Summer Session, 1983-84
(Continued)

<u>Academic Field</u>	<u>Lower</u>	<u>Upper</u>	<u>Graduate</u>	<u>Total</u>
Letters	1,218	93	33	1,344
Liberal/General Studies	--	--	--	--
Library & Archival Sciences	--	--	--	--
Life Sciences	510	283	130	923
Mathematics	1,238	12	39	1,289
Military Science	--	--	--	--
Multi/Interdisc. Studies	--	--	54	54
Parks & Recreation	--	--	--	--
Basic Skills	--	--	--	--
Personal Awareness	--	--	--	--
Philosophy & Religion	--	--	--	--
Theology	--	--	--	--
Physical Sciences	593	--	61	654
Science Technology	--	--	--	--
Psychology	180	139	75	394
Protective Services	--	--	--	--
Public Affairs	--	3	--	3
Social Sciences	447	420	66	933
Construction Trades	--	54	--	54
Mechanics & Repairing	--	30	--	30
Precision Production	114	21	--	135
Transportation & Material Moving	--	--	--	--
Visual & Performing Arts	88	21	--	109
TOTAL ALL PROGRAMS	5,681	3,307	1,439	10,427

BOARD OF TRUSTEES OF STATE INSTITUTIONS OF HIGHER LEARNING
STATE OF MISSISSIPPI

STUDENT CREDIT HOUR PRODUCTION BY LEVELS AND BY
FIELDS OF STUDY
SUMMER SESSION, 1983-84

DELTA STATE UNIVERSITY

<u>Academic Field</u>	<u>Lower</u>	<u>Upper</u>	<u>Graduate</u>	<u>Total</u>
Architecture	--	--	--	--
Nursing	18	54	--	72
Pharmacy	--	--	--	--
Agribusiness & Agri. Prod.	--	--	--	--
Agricultural Sciences	--	--	--	--
Renewable Natural Resources	--	--	--	--
Architecture & Environmental Design	--	48	--	48
Area & Ethnic Studies	--	--	--	--
Business & Management	798	1,539	159	2,496
Business & Office	63	150	--	213
Marketing & Distribution	--	42	3	45
Communications	279	9	42	330
Communication Technologies	--	--	--	--
Computer & Info. Sciences	120	--	--	120
Education	201	1,034	2,520	3,755
Engineering	--	--	--	--
Engineering Technologies	--	--	--	--
Foreign Languages	117	18	--	135
Allied Health	--	--	--	--
Health Sciences	--	--	--	--
Home Economics	--	45	69	114
Vocational Home Economics	--	--	--	--
Industrial Arts	--	--	--	--
Law	--	--	--	--

DELTA STATE UNIVERSITY

Student Credit Hour Production by Levels and
By Fields of Study
Summer Session, 1983-84
(Continued)

<u>Academic Field</u>	<u>Lower</u>	<u>Upper</u>	<u>Graduate</u>	<u>Total</u>
Letters	633	312	39	984
Liberal/General Studies	--	--	--	--
Library & Archival Sciences	--	76	3	79
Life Sciences	270	274	164	708
Mathematics	360	60	141	561
Military Science	--	--	--	--
Multi/Interdisc. Studies	--	--	--	--
Parks & Recreation	--	--	--	--
Basic Skills	--	--	--	--
Personal Awareness	--	--	--	--
Philosophy & Religion	39	3	--	42
Theology	--	--	--	--
Physical Sciences	581	216	10	807
Science Technology	--	--	--	--
Psychology	183	39	45	267
Protective Services	--	123	6	129
Public Affairs	--	39	--	39
Social Sciences	591	282	114	987
Construction Trades	--	--	--	--
Mechanics & Repairing	--	--	--	--
Precision Production	--	--	--	--
Transportation & Material Moving	9	6	--	15
Visual & Performing Arts	197	193	304	694
TOTAL ALL PROGRAMS	4,459	4,562	3,619	12,640

BOARD OF TRUSTEES OF STATE INSTITUTIONS OF HIGHER LEARNING
STATE OF MISSISSIPPI

STUDENT CREDIT HOUR PRODUCTION BY LEVELS AND BY
FIELDS OF STUDY
SUMMER SESSION, 1983-84

JACKSON STATE UNIVERSITY

<u>Academic Field</u>	<u>Lower</u>	<u>Upper</u>	<u>Graduate</u>	<u>Total</u>
Architecture	--	--	--	--
Nursing	--	--	--	--
Pharmacy	--	--	--	--
Agribusiness & Agri. Prod.	--	--	--	--
Agricultural Sciences	--	--	45	45
Renewable Natural Resources	--	--	--	--
Architecture & Environmental Design	--	--	--	--
Area & Ethnic Studies	18	57	12	87
Business & Management	702	2,124	531	3,357
Business & Office	93	273	42	408
Marketing & Distribution	--	--	--	--
Communications	18	89	--	107
Communication Technologies	--	91	--	91
Computer & Info. Sciences	978	228	509	1,715
Education	358	1,420	1,568	3,346
Engineering	39	3	--	42
Engineering Technologies	123	111	--	234
Foreign Languages	174	6	--	180
Allied Health	--	3	--	3
Health Sciences	--	26	--	26
Home Economics	--	33	--	33
Vocational Home Economics	--	--	--	--
Industrial Arts	--	--	--	--
Law	--	--	--	--

JACKSON STATE UNIVERSITYStudent Credit Hour Production by Levels and

By Fields of Study

Summer Session, 1983-84

(Continued)

<u>Academic Field</u>	<u>Lower</u>	<u>Upper</u>	<u>Graduate</u>	<u>Total</u>
Letters	1,278	274	171	1,723
Liberal/General Studies	--	--	--	--
Library & Archival Sciences	--	3	48	51
Life Sciences	505	45	109	659
Mathematics	1,826	327	126	2,279
Military Science	--	132	--	132
Multi/Interdisc. Studies	36	18	--	54
Parks & Recreation	--	--	--	--
Basic Skills	--	--	--	--
Personal Awareness	--	--	--	--
Philosophy & Religion	--	--	--	--
Theology	--	--	--	--
Physical Sciences	876	4	78	958
Science Technology	--	--	--	--
Psychology	255	196	117	568
Protective Services	21	243	--	264
Public Affairs	--	6	240	246
Social Sciences	573	474	184	1,231
Construction Trades	--	--	--	--
Mechanics & Repairing	--	--	--	--
Precision Production	--	--	--	--
Transportation & Material Moving	--	--	--	--
Visual & Performing Arts	224	47	73	344
TOTAL ALL PROGRAMS	8,097	6,233	3,853	18,183

BOARD OF TRUSTEES OF STATE INSTITUTIONS OF HIGHER LEARNING
STATE OF MISSISSIPPI

STUDENT CREDIT HOUR PRODUCTION BY LEVELS AND BY
FIELDS OF STUDY

SUMMER SESSION, 1983-84

MISSISSIPPI STATE UNIVERSITY

<u>Academic Field</u>	<u>Lower</u>	<u>Upper</u>	<u>Graduate</u>	<u>Total</u>
Architecture	140	57	--	197
Nursing	--	--	--	--
Pharmacy	--	--	--	--
Agribusiness & Agri. Prod.	--	3	90	93
Agricultural Sciences	--	62	154	216
Renewable Natural Resources	--	400	134	534
Architecture & Environmental Design	---	--	18	18
Area & Ethnic Studies	--	--	--	--
Business & Management	1,197	3,829	641	5,667
Business & Office	--	222	12	234
Marketing & Distribution	--	15	23	38
Communications	86	269	105	460
Communication Technologies	--	--	--	--
Computer & Info. Sciences	693	338	462	1,493
Education	310	3,194	3,706	7,210
Engineering	--	2,651	257	2,908
Engineering Technologies	--	67	6	73
Foreign Languages	582	30	107	719
Allied Health	--	--	--	--
Health Sciences	--	9	--	9
Home Economics	--	114	12	126
Vocational Home Economics	--	12	--	12
Industrial Arts	--	--	--	--
Law	189	60	--	249

MISSISSIPPI STATE UNIVERSITY

Student Credit Hour Production by Levels and
By Fields of Study
Summer Session, 1983-84
(Continued)

<u>Academic Field</u>	<u>Lower</u>	<u>Upper</u>	<u>Graduate</u>	<u>Total</u>
Letters	1,635	375	72	2,082
Liberal/General Studies	--	--	--	--
Library & Archival Sciences	--	--	18	18
Life Sciences	770	113	206	1,089
Mathematics	2,532	1,080	372	3,984
Military Science	--	--	--	--
Multi/Interdisc. Studies	--	--	--	--
Parks & Recreation	--	--	--	--
Basic Skills	--	--	--	--
Personal Awareness	--	--	--	--
Philosophy & Religion	126	6	3	135
Theology	--	--	--	--
Physical Sciences	1,594	549	188	2,331
Science Technology	--	--	--	--
Psychology	528	188	105	821
Protective Services	--	--	--	--
Public Affairs	--	96	72	168
Social Sciences	2,403	743	564	3,710
Construction Trades	--	--	--	--
Mechanics & Repairing	--	--	--	--
Precision Production	--	--	--	--
Transportation & Material Moving	--	--	--	--
Visual & Performing Arts	530	246	99	875
 TOTAL ALL PROGRAMS	 13,315	 14,728	 7,426	 35,469

BOARD OF TRUSTEES OF STATE INSTITUTIONS OF HIGHER LEARNING
STATE OF MISSISSIPPI

STUDENT CREDIT HOUR PRODUCTION BY LEVELS AND BY
FIELDS OF STUDY
SUMMER SESSION, 1983-84

MISSISSIPPI UNIVERSITY FOR WOMEN

<u>Academic Field</u>	<u>Lower</u>	<u>Upper</u>	<u>Graduate</u>	<u>Total</u>
Architecture	--	--	--	--
Nursing	356	156	78	590
Pharmacy	--	--	--	--
Agribusiness & Agri. Prod.	--	--	--	--
Agricultural Sciences	--	--	--	--
Renewable Natural Resources	--	--	--	--
Architecture & Environmental Design	--	--	--	--
Area & Ethnic Studies	--	--	--	--
Business & Management	219	573	9	801
Business & Office	--	--	--	--
Marketing & Distribution	--	--	--	--
Communications	195	69	--	264
Communication Technologies	--	--	--	--
Computer & Info. Sciences	207	36	--	243
Education	160	354	399	913
Engineering	--	--	--	--
Engineering Technologies	--	--	--	--
Foreign Languages	--	--	--	--
Allied Health	--	--	--	--
Health Sciences	--	39	--	39
Home Economics	--	105	60	165
Vocational Home Economics	--	--	--	--
Industrial Arts	--	--	--	--
Law	--	54	--	54

MISSISSIPPI UNIVERSITY FOR WOMEN

Student Credit Hour Production by Levels and
By Fields of Study

Summer Session, 1983-84

(Continued)

<u>Academic Field</u>	<u>Lower</u>	<u>Upper</u>	<u>Graduate</u>	<u>Total</u>
Letters	648	12	3	663
Liberal/General Studies	72	--	--	72
Library & Archival Sciences	--	75	--	75
Life Sciences	890	32	--	922
Mathematics	267	6	--	273
Military Science	--	--	--	--
Multi/Interdisc. Studies	--	--	--	--
Parks & Recreation	--	--	--	--
Basic Skills	--	--	--	--
Personal Awareness	--	--	--	--
Philosophy & Religion	36	21	--	57
Theology	--	--	--	--
Physical Sciences	604	--	--	604
Science Technology	--	--	--	--
Psychology	147	--	--	147
Protective Services	--	--	--	--
Public Affairs	--	18	--	18
Social Sciences	330	321	--	651
Construction Trades	--	--	--	--
Mechanics & Repairing	--	--	--	--
Precision Production	--	--	--	--
Transportation & Material Moving	--	--	--	--
Visual & Performing Arts	92	96	18	206
TOTAL ALL PROGRAMS	4,223	1,967	567	6,757

BOARD OF TRUSTEES OF STATE INSTITUTIONS OF HIGHER LEARNING
STATE OF MISSISSIPPI

STUDENT CREDIT HOUR PRODUCTION BY LEVELS AND BY
FIELDS OF STUDY
SUMMER SESSION, 1983-84

MISSISSIPPI VALLEY STATE UNIVERSITY

<u>Academic Field</u>	<u>Lower</u>	<u>Upper</u>	<u>Graduate</u>	<u>Total</u>
Architecture	--	--	--	--
Nursing	--	--	--	--
Pharmacy	--	--	--	--
Agribusiness & Agri. Prod.	--	--	--	--
Agricultural Sciences	--	--	--	--
Renewable Natural Resources	--	--	--	--
Architecture & Environmental Design	--	--	--	--
Area & Ethnic Studies	--	--	--	--
Business & Management	261	510	--	771
Business & Office	93	102	--	195
Marketing & Distribution	--	75	--	75
Communications	--	--	--	--
Communication Technologies	--	45	--	45
Computer & Info. Sciences	264	156	--	420
Education	538	934	768	2,240
Engineering	--	--	--	--
Engineering Technologies	63	103	192	358
Foreign Languages	39	--	--	39
Allied Health	--	--	--	--
Health Sciences	--	--	--	--
Home Economics	--	--	--	--
Vocational Home Economics	--	--	--	--
Industrial Arts	--	--	--	--
Law	--	--	--	--

MISSISSIPPI VALLEY STATE UNIVERSITY

Student Credit Hour Production by Levels and

By Fields of Study

Summer Session, 1983-84

(Continued)

<u>Academic Field</u>	<u>Lower</u>	<u>Upper</u>	<u>Graduate</u>	<u>Total</u>
Letters	1,446	18	--	1,464
Liberal/General Studies	--	--	--	--
Library & Archival Sciences	--	--	--	--
Life Sciences	325	139	--	464
Mathematics	933	30	--	963
Military Science	--	--	--	--
Multi/Interdisc. Studies	--	--	--	--
Parks & Recreation	--	198	--	198
Basic Skills	81	--	--	81
Personal Awareness	--	--	--	--
Philosophy & Religion	--	--	--	--
Theology	--	--	--	--
Physical Sciences	441	80	--	521
Science Technology	--	--	--	--
Psychology	210	99	--	309
Protective Services	102	36	--	138
Public Affairs	27	192	--	219
Social Sciences	630	393	--	1,023
Construction Trades	--	--	--	--
Mechanics & Repairing	--	12	--	12
Precision Production	--	--	--	--
Transportation & Material Moving	--	--	--	--
Visual & Performing Arts	151	39	--	190
TOTAL ALL PROGRAMS	5,604	3,161	960	9,725

BOARD OF TRUSTEES OF STATE INSTITUTIONS OF HIGHER LEARNING
STATE OF MISSISSIPPI

STUDENT CREDIT HOUR PRODUCTION BY LEVELS AND BY
FIELDS OF STUDY
SUMMER SESSION, 1983-84

UNIVERSITY OF MISSISSIPPI

<u>Academic Field</u>	<u>Lower</u>	<u>Upper</u>	<u>Graduate</u>	<u>Total</u>
Architecture	--	--	--	--
Nursing	--	--	--	--
Pharmacy	--	174	39	213
Agribusiness & Agri. Prod.	--	--	--	--
Agricultural Sciences	--	--	--	--
Renewable Natural Resources	--	--	--	--
Architecture & Environmental Design	6	39	45	90
Area & Ethnic Studies	--	--	--	--
Business & Management	1,143	3,693	573	5,409
Business & Office	120	371	--	491
Marketing & Distribution	--	141	9	150
Communications	66	477	42	585
Communication Technologies	--	--	--	--
Computer & Info. Sciences	378	141	40	559
Education	820	1,779	2,691	5,290
Engineering	5	933	207	1,145
Engineering Technologies	--	--	--	--
Foreign Languages	615	33	30	678
Allied Health	--	--	--	--
Health Sciences	108	202	452	762
Home Economics	33	462	120	615
Vocational Home Economics	--	--	--	--
Industrial Arts	--	--	--	--
Law	--	--	1,610	1,610

UNIVERSITY OF MISSISSIPPI

Student Credit Hour Production by Levels and
By Fields of Study
Summer Session, 1983-84
(Continued)

<u>Academic Field</u>	<u>Lower</u>	<u>Upper</u>	<u>Graduate</u>	<u>Total</u>
Letters	1,305	441	273	2,019
Liberal/General Studies	--	--	--	--
Library & Archival Sciences	--	9	117	126
Life Sciences	513	467	143	1,123
Mathematics	1,344	267	144	1,755
Military Science	138	--	--	138
Multi/Interdisc. Studies	--	--	--	--
Parks & Recreation	--	33	15	48
Basic Skills	--	--	--	--
Personal Awareness	--	--	--	--
Philosophy & Religion	120	93	15	228
Theology	--	--	--	--
Physical Sciences	1,116	226	240	1,582
Science Technology	--	--	--	--
Psychology	603	192	167	962
Protective Services	189	243	3	435
Public Affairs	--	177	24	201
Social Sciences	1,002	735	159	1,896
Construction Trades	--	--	--	--
Mechanics & Repairing	--	--	--	--
Precision Production	--	--	--	--
Transportation & Material Moving	--	--	--	--
Visual & Performing Arts	921	396	297	1,614
TOTAL ALL PROGRAMS	10,545	11,724	7,455	29,724

BOARD OF TRUSTEES OF STATE INSTITUTIONS OF HIGHER LEARNING
STATE OF MISSISSIPPI

STUDENT CREDIT HOUR PRODUCTION BY LEVELS AND BY
FIELDS OF STUDY
SUMMER SESSION, 1983-84

UNIVERSITY OF SOUTHERN MISSISSIPPI

<u>Academic Field</u>	<u>Lower</u>	<u>Upper</u>	<u>Graduate</u>	<u>Total</u>
Architecture	--	--	--	--
Nursing	--	2,185	287	2,472
Pharmacy	--	--	--	--
Agribusiness & Agri. Prod.	--	--	--	--
Agricultural Sciences	--	--	--	--
Renewable Natural Resources	--	30	--	30
Architecture & Environmental Design	--	27	--	27
Area & Ethnic Studies	--	--	--	--
Business & Management	1,044	4,545	426	6,015
Business & Office	60	134	12	206
Marketing & Distribution	--	219	--	219
Communications	126	527	232	885
Communication Technologies	53	202	--	255
Computer & Info. Sciences	1,224	2,189	521	3,934
Education	493	4,454	5,001	9,948
Engineering	--	--	--	--
Engineering Technologies	166	495	4	665
Foreign Languages	537	15	9	561
Allied Health	--	452	4	456
Health Sciences	45	143	338	526
Home Economics	65	314	43	422
Vocational Home Economics	--	227	85	312
Industrial Arts	--	--	--	--
Law	--	--	--	--

UNIVERSITY OF SOUTHERN MISSISSIPPI

Student Credit Hour Production by Levels and

By Fields of Study

Summer Session, 1983-84

(Continued)

<u>Academic Field</u>	<u>Lower</u>	<u>Upper</u>	<u>Graduate</u>	<u>Total</u>
Letters	1,080	1,261	141	2,482
Liberal/General Studies	--	--	--	--
Library & Archival Sciences	--	105	435	540
Life Sciences	1,178	446	195	1,819
Mathematics	1,437	750	150	2,337
Military Science	--	4	--	4
Multi/Interdisc. Studies	--	47	--	47
Parks & Recreation	69	249	67	385
Basic Skills	12	--	--	12
Personal Awareness	--	--	--	--
Philosophy & Religion	432	30	38	500
Theology	--	--	--	--
Physical Sciences	1,602	427	486	2,515
Science Technology	--	--	--	--
Psychology	381	972	1,604	2,957
Protective Services	42	408	76	526
Public Affairs	--	87	301	388
Social Sciences	1,590	819	171	2,580
Construction Trades	--	--	--	--
Mechanics & Repairing	--	--	--	--
Precision Production	--	--	--	--
Transportation & Material Moving	--	--	--	--
Visual & Performing Arts	315	503	506	1,324
TOTAL ALL PROGRAMS	11,951	22,266	11,132	45,349

BOARD OF TRUSTEES OF STATE INSTITUTIONS OF HIGHER LEARNING
STATE OF MISSISSIPPI

STUDENT CREDIT HOUR PRODUCTION BY LEVELS AND BY
FIELDS OF STUDY
SUMMER SESSION, 1983-84

MSU - JACKSON
DEGREE-GRANTING OFF-CAMPUS CENTER

<u>Academic Field</u>	<u>Lower</u>	<u>Upper</u>	<u>Graduate</u>	<u>Total</u>
Architecture	--	--	--	--
Nursing	--	--	--	--
Pharmacy	--	--	--	--
Agribusiness & Agri. Prod.	--	--	--	--
Agricultural Sciences	--	--	--	--
Renewable Natural Resources	--	--	--	--
Architecture & Environmental Design	--	--	--	--
Area & Ethnic Studies	--	--	--	--
Business & Management	--	--	--	--
Business & Office	--	--	--	--
Marketing & Distribution	--	--	--	--
Communications	--	--	--	--
Communication Technologies	--	--	--	--
Computer & Info. Sciences	--	--	--	--
Education	--	111	687	798
Engineering	--	--	--	--
Engineering Technologies	--	--	--	--
Foreign Languages	--	--	--	--
Allied Health	--	--	--	--
Health Sciences	--	--	--	--
Home Economics	--	--	--	--
Vocational Home Economics	--	--	--	--
Industrial Arts	--	--	--	--
Law	--	--	--	--

MSU - JACKSON

Student Credit Hour Production by Levels and
By Fields of Study
Summer Session, 1983-84
(Continued)

<u>Academic Field</u>	<u>Lower</u>	<u>Upper</u>	<u>Graduate</u>	<u>Total</u>
Letters	--	18	9	27
Liberal/General Studies	--	--	--	--
Library & Archival Sciences	--	--	--	--
Life Sciences	--	44	39	83
Mathematics	--	--	--	--
Military Science	--	--	--	--
Multi/Interdisc. Studies	--	--	--	--
Parks & Recreation	--	--	--	--
Basic Skills	--	--	--	--
Personal Awareness	--	--	--	--
Philosophy & Religion	--	--	--	--
Theology	--	--	--	--
Physical Sciences	--	--	--	--
Science Technology	--	--	--	--
Psychology	--	--	--	--
Protective Services	--	--	--	--
Public Affairs	--	--	--	--
Social Sciences	--	--	--	--
Construction Trades	--	--	--	--
Mechanics & Repairing	--	--	--	--
Precision Production	--	--	--	--
Transportation & Material Moving	--	--	--	--
Visual & Performing Arts	--	--	--	--
 TOTAL ALL PROGRAMS	 --	 173	 735	 908

BOARD OF TRUSTEES OF STATE INSTITUTIONS OF HIGHER LEARNING
STATE OF MISSISSIPPI

STUDENT CREDIT HOUR PRODUCTION BY LEVELS AND BY
FIELDS OF STUDY
SUMMER SESSION, 1983-84

MSU - JACKSON ENGINEERING
DEGREE-GRANTING OFF-CAMPUS CENTER

<u>Academic Field</u>	<u>Lower</u>	<u>Upper</u>	<u>Graduate</u>	<u>Total</u>
Architecture	--	--	--	--
Nursing	--	--	--	--
Pharmacy	--	--	--	--
Agribusiness & Agri. Prod.	--	--	--	--
Agricultural Sciences	--	--	--	--
Renewable Natural Resources	--	--	--	--
Architecture & Environmental Design	--	--	--	--
Area & Ethnic Studies	--	--	--	--
Business & Management	--	--	--	--
Business & Office	--	--	--	--
Marketing & Distribution	--	--	--	--
Communications	--	--	--	--
Communication Technologies	--	--	--	--
Computer & Info. Sciences	--	--	--	--
Education	--	--	--	--
Engineering	--	--	111	111
Engineering Technologies	--	--	--	--
Foreign Languages	--	--	--	--
Allied Health	--	--	--	--
Health Sciences	--	--	--	--
Home Economics	--	--	--	--
Vocational Home Economics	--	--	--	--
Industrial Arts	--	--	--	--
Law	--	--	--	--

MSU - JACKSON ENGINEERING

Student Credit Hour Production by Levels and
By Fields of Study
Summer Session, 1983-84
(Continued)

<u>Academic Field</u>	<u>Lower</u>	<u>Upper</u>	<u>Graduate</u>	<u>Total</u>
Letters	--	--	--	--
Liberal/General Studies	--	--	--	--
Library & Archival Sciences	--	--	--	--
Life Sciences	--	--	--	--
Mathematics	--	--	12	12
Military Science	--	--	--	--
Multi/Interdisc. Studies	--	--	--	--
Parks & Recreation	--	--	--	--
Basic Skills	--	--	--	--
Personal Awareness	--	--	--	--
Philosophy & Religion	--	--	--	--
Theology	--	--	--	--
Physical Sciences	--	--	--	--
Science Technology	--	--	--	--
Psychology	--	--	--	--
Protective Services	--	--	--	--
Public Affairs	--	--	--	--
Social Sciences	--	--	--	--
Construction Trades	--	--	--	--
Mechanics & Repairing	--	--	--	--
Precision Production	--	--	--	--
Transportation & Material Moving	--	--	--	--
Visual & Performing Arts	--	--	--	--
TOTAL ALL PROGRAMS	--	--	123	123

BOARD OF TRUSTEES OF STATE INSTITUTIONS OF HIGHER LEARNING
STATE OF MISSISSIPPI

STUDENT CREDIT HOUR PRODUCTION BY LEVELS AND BY
FIELDS OF STUDY
SUMMER SESSION, 1983-84

MSU - MERIDIAN
DEGREE-GRANTING OFF-CAMPUS CENTER

<u>Academic Field</u>	<u>Lower</u>	<u>Upper</u>	<u>Graduate</u>	<u>Total</u>
Architecture	--	--	--	--
Nursing	--	--	--	--
Pharmacy	--	--	--	--
Agribusiness & Agri. Prod.	--	--	--	--
Agricultural Sciences	--	--	--	--
Renewable Natural Resources	--	--	--	--
Architecture & Environmental Design	--	--	--	--
Area & Ethnic Studies	--	--	--	--
Business & Management	--	362	84	446
Business & Office	--	213	18	231
Marketing & Distribution	--	--	--	--
Communications	--	102	--	102
Communication Technologies	--	--	--	--
Computer & Info. Sciences	--	--	--	--
Education	--	321	619	940
Engineering	--	--	--	--
Engineering Technologies	--	--	--	--
Foreign Languages	--	36	--	36
Allied Health	--	--	--	--
Health Sciences	--	--	--	--
Home Economics	--	--	--	--
Vocational Home Economics	--	--	--	--
Industrial Arts	--	--	--	--
Law	--	--	--	--

MSU - MERIDIAN

Student Credit Hour Production by Levels and
By Fields of Study

Summer Session, 1983-84

(Continued)

<u>Academic Field</u>	<u>Lower</u>	<u>Upper</u>	<u>Graduate</u>	<u>Total</u>
Letters	--	39	--	39
Liberal/General Studies	--	--	--	--
Library & Archival Sciences	--	--	--	--
Life Sciences	--	--	--	--
Mathematics	--	54	24	78
Military Science	--	--	--	--
Multi/Interdisc. Studies	--	--	--	--
Parks & Recreation	--	--	--	--
Basic Skills	--	--	--	--
Personal Awareness	--	--	--	--
Philosophy & Religion	--	--	--	--
Theology	--	--	--	--
Physical Sciences	--	--	--	--
Science Technology	--	--	--	--
Psychology	--	96	3	99
Protective Services	--	--	--	--
Public Affairs	--	88	--	88
Social Sciences	--	138	39	177
Construction Trades	--	--	--	--
Mechanics & Repairing	--	--	--	--
Precision Production	--	--	--	--
Transportation & Material Moving	--	--	--	--
Visual & Performing Arts	--	--	--	--
TOTAL ALL PROGRAMS	--	1,449	787	2,236

BOARD OF TRUSTEES OF STATE INSTITUTIONS OF HIGHER LEARNING
STATE OF MISSISSIPPI

STUDENT CREDIT HOUR PRODUCTION BY LEVELS AND BY
FIELDS OF STUDY
SUMMER SESSION, 1983-84

MSU - VICKSBURG ENGINEERING
DEGREE-GRANTING OFF-CAMPUS CENTER

<u>Academic Field</u>	<u>Lower</u>	<u>Upper</u>	<u>Graduate</u>	<u>Total</u>
Architecture	--	--	--	--
Nursing	--	--	--	--
Pharmacy	--	--	--	--
Agribusiness & Agri. Prod.	--	--	--	--
Agricultural Sciences	--	--	--	--
Renewable Natural Resources	--	--	--	--
Architecture & Environmental Design	--	--	--	--
Area & Ethnic Studies	--	--	--	--
Business & Management	--	--	--	--
Business & Office	--	--	--	--
Marketing & Distribution	--	--	--	--
Communications	--	--	--	--
Communication Technologies	--	--	--	--
Computer & Info. Sciences	--	--	--	--
Education	--	--	--	--
Engineering	--	3	55	58
Engineering Technologies	--	--	--	--
Foreign Languages	--	--	--	--
Allied Health	--	--	--	--
Health Sciences	--	--	--	--
Home Economics	--	--	--	--
Vocational Home Economics	--	--	--	--
Industrial Arts	--	--	--	--
Law	--	--	--	--

MSU - VICKSBURG ENGINEERING

Student Credit Hour Production by Levels and
By Fields of Study
Summer Session, 1983-84
(Continued)

<u>Academic Field</u>	<u>Lower</u>	<u>Upper</u>	<u>Graduate</u>	<u>Total</u>
Letters	--	--	--	--
Liberal/General Studies	--	--	--	--
Library & Archival Sciences	--	--	--	--
Life Sciences	--	--	--	--
Mathematics	--	--	--	--
Military Science	--	--	--	--
Multi/Interdisc. Studies	--	--	--	--
Parks & Recreation	--	--	--	--
Basic Skills	--	--	--	--
Personal Awareness	--	--	--	--
Philosophy & Religion	--	--	--	--
Theology	--	--	--	--
Physical Sciences	--	--	--	--
Science Technology	--	--	--	--
Psychology	--	--	--	--
Protective Services	--	--	--	--
Public Affairs	--	--	--	--
Social Sciences	--	--	--	--
Construction Trades	--	--	--	--
Mechanics & Repairing	--	--	--	--
Precision Production	--	--	--	--
Transportation & Material Moving	--	--	--	--
Visual & Performing Arts	--	--	--	--
TOTAL ALL PROGRAMS	--	3	55	58

BOARD OF TRUSTEES OF STATE INSTITUTIONS OF HIGHER LEARNING
STATE OF MISSISSIPPI

STUDENT CREDIT HOUR PRODUCTION BY LEVELS AND BY
FIELDS OF STUDY
SUMMER SESSION, 1983-84

UM - JACKSON
DEGREE-GRANTING OFF-CAMPUS CENTER

<u>Academic Field</u>	<u>Lower</u>	<u>Upper</u>	<u>Graduate</u>	<u>Total</u>
Architecture	--	--	--	--
Nursing	--	--	--	--
Pharmacy	--	--	--	--
Agribusiness & Agri. Prod.	--	--	--	--
Agricultural Sciences	--	--	--	--
Renewable Natural Resources	--	--	--	--
Architecture & Environmental Design	--	--	--	--
Area & Ethnic Studies	--	--	--	--
Business & Management	--	123	--	123
Business & Office	--	--	33	33
Marketing & Distribution	--	--	--	--
Communications	--	--	--	--
Communication Technologies	--	--	--	--
Computer & Info. Sciences	--	--	--	--
Education	--	--	162	162
Engineering	--	--	--	--
Engineering Technologies	--	--	--	--
Foreign Languages	--	--	--	--
Allied Health	--	--	--	--
Health Sciences	--	--	69	69
Home Economics	--	--	--	--
Vocational Home Economics	--	--	--	--
Industrial Arts	--	--	--	--
Law	63	--	--	63

UM - JACKSON

Student Credit Hour Production by Levels and
By Fields of Study
Summer Session, 1983-84
(Continued)

<u>Academic Field</u>	<u>Lower</u>	<u>Upper</u>	<u>Graduate</u>	<u>Total</u>
Letters	--	--	--	--
Liberal/General Studies	--	--	--	--
Library & Archival Sciences	--	--	183	183
Life Sciences	--	--	--	--
Mathematics	--	--	--	--
Military Science	--	--	--	--
Multi/Interdisc. Studies	--	--	--	--
Parks & Recreation	--	--	--	--
Basic Skills	--	--	--	--
Personal Awareness	--	--	--	--
Philosophy & Religion	--	--	--	--
Theology	--	--	--	--
Physical Sciences	--	--	--	--
Science Technology	--	--	--	--
Psychology	--	--	--	--
Protective Services	--	--	--	--
Public Affairs	--	--	--	--
Social Sciences	--	--	--	--
Construction Trades	--	--	--	--
Mechanics & Repairing	--	--	--	--
Precision Production	--	--	--	--
Transportation & Material Moving	--	--	--	--
Visual & Performing Arts	--	--	--	--
TOTAL ALL PROGRAMS	63	123	447	633

BOARD OF TRUSTEES OF STATE INSTITUTIONS OF HIGHER LEARNING
STATE OF MISSISSIPPI

STUDENT CREDIT HOUR PRODUCTION BY LEVELS AND BY
FIELDS OF STUDY
SUMMER SESSION, 1983-84

UM - JACKSON ENGINEERING
DEGREE-GRANTING OFF-CAMPUS CENTER

<u>Academic Field</u>	<u>Lower</u>	<u>Upper</u>	<u>Graduate</u>	<u>Total</u>
Architecture	--	--	--	--
Nursing	--	--	--	--
Pharmacy	--	--	--	--
Agribusiness & Agri. Prod.	--	--	--	--
Agricultural Sciences	--	--	--	--
Renewable Natural Resources	--	--	--	--
Architecture & Environmental Design	--	--	--	--
Area & Ethnic Studies	--	--	--	--
Business & Management	--	--	--	--
Business & Office	--	--	--	--
Marketing & Distribution	--	--	--	--
Communications	--	--	--	--
Communication Technologies	--	--	--	--
Computer & Info. Sciences	--	--	--	--
Education	--	--	--	--
Engineering	--	--	30	30
Engineering Technologies	--	--	--	--
Foreign Languages	--	--	--	--
Allied Health	--	--	--	--
Health Sciences	--	--	--	--
Home Economics	--	--	--	--
Vocational Home Economics	--	--	--	--
Industrial Arts	--	--	--	--
Law	--	--	--	--

UM - JACKSON ENGINEERING

Student Credit Hour Production by Levels and
By Fields of Study

Summer Session, 1983-84

(Continued)

<u>Academic Field</u>	<u>Lower</u>	<u>Upper</u>	<u>Graduate</u>	<u>Total</u>
Letters	--	--	--	--
Liberal/General Studies	--	--	--	--
Library & Archival Sciences	--	--	--	--
Life Sciences	--	--	--	--
Mathematics	--	--	--	--
Military Science	--	--	--	--
Multi/Interdisc. Studies	--	--	--	--
Parks & Recreation	--	--	--	--
Basic Skills	--	--	--	--
Personal Awareness	--	--	--	--
Philosophy & Religion	--	--	--	--
Theology	--	--	--	--
Physical Sciences	--	--	--	--
Science Technology	--	--	--	--
Psychology	--	--	--	--
Protective Services	--	--	--	--
Public Affairs	--	--	--	--
Social Sciences	--	--	--	--
Construction Trades	--	--	--	--
Mechanics & Repairing	--	--	--	--
Precision Production	--	--	--	--
Transportation & Material Moving	--	--	--	--
Visual & Performing Arts	--	--	--	--
 TOTAL ALL PROGRAMS	 --	 --	 30	 30

BOARD OF TRUSTEES OF STATE INSTITUTIONS OF HIGHER LEARNING
STATE OF MISSISSIPPI

STUDENT CREDIT HOUR PRODUCTION BY LEVELS AND BY
FIELDS OF STUDY
SUMMER SESSION, 1983-84

UM - TUPELO
DEGREE-GRANTING OFF-CAMPUS CENTER

<u>Academic Field</u>	<u>Lower</u>	<u>Upper</u>	<u>Graduate</u>	<u>Total</u>
Architecture	--	--	--	--
Nursing	--	--	--	--
Pharmacy	--	--	--	--
Agribusiness & Agri. Prod.	--	--	--	--
Agricultural Sciences	--	--	--	--
Renewable Natural Resources	--	--	--	--
Architecture & Environmental Design	--	--	--	--
Area & Ethnic Studies	--	--	--	--
Business & Management	--	147	24	171
Business & Office	--	--	--	--
Marketing & Distribution	--	--	--	--
Communications	--	--	--	--
Communication Technologies	--	--	--	--
Computer & Info. Sciences	--	--	--	--
Education	--	261	315	576
Engineering	--	--	--	--
Engineering Technologies	--	--	--	--
Foreign Languages	--	--	--	--
Allied Health	--	--	--	--
Health Sciences	--	--	--	--
Home Economics	--	--	--	--
Vocational Home Economics	--	--	--	--
Industrial Arts	--	--	--	--
Law	--	--	--	--

UM - TUPELOStudent Credit Hour Production by Levels and
By Fields of Study

Summer Session, 1983-84

(Continued)

<u>Academic Field</u>	<u>Lower</u>	<u>Upper</u>	<u>Graduate</u>	<u>Total</u>
Letters	--	12	36	48
Liberal/General Studies	--	--	--	--
Library & Archival Sciences	--	--	--	--
Life Sciences	--	--	--	--
Mathematics	--	--	--	--
Military Science	--	--	--	--
Multi/Interdisc. Studies	--	--	--	--
Parks & Recreation	--	--	--	--
Basic Skills	--	--	--	--
Personal Awareness	--	--	--	--
Philosophy & Religion	--	27	--	27
Theology	--	--	--	--
Physical Sciences	--	--	--	--
Science Technology	--	--	--	--
Psychology	--	--	--	--
Protective Services	--	--	--	--
Public Affairs	--	--	--	--
Social Sciences	--	--	--	--
Construction Trades	--	--	--	--
Mechanics & Repairing	--	--	--	--
Precision Production	--	--	--	--
Transportation & Material Moving	--	--	--	--
Visual & Performing Arts	--	63	12	75
TOTAL ALL PROGRAMS	--	510	387	897

BOARD OF TRUSTEES OF STATE INSTITUTIONS OF HIGHER LEARNING
STATE OF MISSISSIPPI

STUDENT CREDIT HOUR PRODUCTION BY LEVELS AND BY
FIELDS OF STUDY
SUMMER SESSION, 1983-84

USM - GULF PARK
DEGREE-GRANTING OFF-CAMPUS CENTER

<u>Academic Field</u>	<u>Lower</u>	<u>Upper</u>	<u>Graduate</u>	<u>Total</u>
Architecture	--	--	--	--
Nursing	--	--	--	--
Pharmacy	--	--	--	--
Agribusiness & Agri. Prod.	--	--	--	--
Agricultural Sciences	--	--	--	--
Renewable Natural Resources	--	--	--	--
Architecture & Environmental Design	--	--	--	--
Area & Ethnic Studies	--	--	--	--
Business & Management	--	1,345	252	1,597
Business & Office	--	--	--	--
Marketing & Distribution	--	30	--	30
Communications	--	--	--	--
Communication Technologies	--	--	--	--
Computer & Info. Sciences	--	294	214	508
Education	--	1,039	1,609	2,648
Engineering	--	--	--	--
Engineering Technologies	--	127	--	127
Foreign Languages	--	--	--	--
Allied Health	--	--	--	--
Health Sciences	--	--	--	--
Home Economics	--	63	--	63
Vocational Home Economics	--	--	--	--
Industrial Arts	--	--	--	--
Law	--	--	--	--

USM - GULF PARK

Student Credit Hour Production by Levels and
By Fields of Study
Summer Session, 1983-84
(Continued)

<u>Academic Field</u>	<u>Lower</u>	<u>Upper</u>	<u>Graduate</u>	<u>Total</u>
Letters	--	222	27	249
Liberal/General Studies	--	--	--	--
Library & Archival Sciences	--	--	--	--
Life Sciences	--	216	15	231
Mathematics	--	99	24	123
Military Science	--	--	--	--
Multi/Interdisc. Studies	--	--	--	--
Parks & Recreation	--	--	--	--
Basic Skills	--	--	--	--
Personal Awareness	--	--	--	--
Philosophy & Religion	--	--	--	--
Theology	--	--	--	--
Physical Sciences	--	48	3	51
Science Technology	--	--	--	--
Psychology	--	306	99	405
Protective Services	--	120	54	174
Public Affairs	--	--	33	33
Social Sciences	--	343	126	469
Construction Trades	--	--	--	--
Mechanics & Repairing	--	--	--	--
Precision Production	--	--	--	--
Transportation & Material Moving	--	--	--	--
Visual & Performing Arts	--	81	81	162
TOTAL ALL PROGRAMS	--	4,333	2,537	6,870

BOARD OF TRUSTEES OF STATE INSTITUTIONS OF HIGHER LEARNING
STATE OF MISSISSIPPI

STUDENT CREDIT HOUR PRODUCTION BY LEVELS AND BY
FIELDS OF STUDY
SUMMER SESSION, 1983-84

USM - JACKSON
DEGREE-GRANTING OFF-CAMPUS CENTER

<u>Academic Field</u>	<u>Lower</u>	<u>Upper</u>	<u>Graduate</u>	<u>Total</u>
Architecture	--	--	--	--
Nursing	--	--	--	--
Pharmacy	--	--	--	--
Agribusiness & Agri. Prod.	--	--	--	--
Agricultural Sciences	--	--	--	--
Renewable Natural Resources	--	--	--	--
Architecture & Environmental Design	--	--	--	--
Area & Ethnic Studies	--	--	--	--
Business & Management	--	60	--	60
Business & Office	--	--	--	--
Marketing & Distribution	--	--	--	--
Communications	--	--	--	--
Communication Technologies	--	--	--	--
Computer & Info. Sciences	--	48	45	93
Education	--	--	45	45
Engineering	--	--	--	--
Engineering Technologies	--	--	--	--
Foreign Languages	--	--	--	--
Allied Health	--	--	--	--
Health Sciences	--	--	--	--
Home Economics	--	--	--	--
Vocational Home Economics	--	--	--	--
Industrial Arts	--	--	--	--
Law	--	--	--	--

USM - JACKSON

Student Credit Hour Production by Levels and
By Fields of Study

Summer Session, 1983-84

(Continued)

<u>Academic Field</u>	<u>Lower</u>	<u>Upper</u>	<u>Graduate</u>	<u>Total</u>
Letters	--	36	--	36
Liberal/General Studies	--	--	--	--
Library & Archival Sciences	--	--	--	--
Life Sciences	--	--	--	--
Mathematics	--	--	--	--
Military Science	--	--	--	--
Multi/Interdisc. Studies	--	--	--	--
Parks & Recreation	--	--	--	--
Basic Skills	--	--	--	--
Personal Awareness	--	--	--	--
Philosophy & Religion	--	--	--	--
Theology	--	--	--	--
Physical Sciences	--	--	--	--
Science Technology	--	--	--	--
Psychology	--	15	27	42
Protective Services	--	--	--	--
Public Affairs	--	--	--	--
Social Sciences	--	--	--	--
Construction Trades	--	--	--	--
Mechanics & Repairing	--	--	--	--
Precision Production	--	--	--	--
Transportation & Material Moving	--	--	--	--
Visual & Performing Arts	--	--	--	--
 TOTAL ALL PROGRAMS	 --	 159	 117	 276

BOARD OF TRUSTEES OF STATE INSTITUTIONS OF HIGHER LEARNING
STATE OF MISSISSIPPI

STUDENT CREDIT HOUR PRODUCTION BY LEVELS AND BY
FIELDS OF STUDY
SUMMER SESSION, 1983-84

USM - NATCHEZ
DEGREE-GRANTING OFF-CAMPUS CENTER

<u>Academic Field</u>	<u>Lower</u>	<u>Upper</u>	<u>Graduate</u>	<u>Total</u>
Architecture	--	--	--	--
Nursing	--	--	--	--
Pharmacy	--	--	--	--
Agribusiness & Agri. Prod.	--	--	--	--
Agricultural Sciences	--	--	--	--
Renewable Natural Resources	--	--	--	--
Architecture & Environmental Design	--	--	--	--
Area & Ethnic Studies	--	--	--	--
Business & Management	--	261	63	324
Business & Office	--	--	--	--
Marketing & Distribution	--	--	--	--
Communications	--	--	--	--
Communication Technologies	--	--	--	--
Computer & Info. Sciences	--	161	345	506
Education	--	355	510	865
Engineering	--	--	--	--
Engineering Technologies	--	--	--	--
Foreign Languages	--	--	--	--
Allied Health	--	--	--	--
Health Sciences	--	--	--	--
Home Economics	--	--	--	--
Vocational Home Economics	--	--	--	--
Industrial Arts	--	--	--	--
Law	--	--	--	--

USM - NATCHEZ

Student Credit Hour Production by Levels and
By Fields of Study
Summer Session, 1983-84
(Continued)

<u>Academic Field</u>	<u>Lower</u>	<u>Upper</u>	<u>Graduate</u>	<u>Total</u>
Letters	--	48	36	84
Liberal/General Studies	--	--	--	--
Library & Archival Sciences	--	--	--	--
Life Sciences	--	--	--	--
Mathematics	3	60	15	78
Military Science	--	--	--	--
Multi/Interdisc. Studies	--	--	--	--
Parks & Recreation	--	--	--	--
Basic Skills	--	--	--	--
Personal Awareness	--	--	--	--
Philosophy & Religion	--	--	--	--
Theology	--	--	--	--
Physical Sciences	--	--	--	--
Science Technology	--	--	--	--
Psychology	--	60	48	108
Protective Services	--	27	--	27
Public Affairs	--	--	--	--
Social Sciences	--	24	180	204
Construction Trades	--	--	--	--
Mechanics & Repairing	--	--	--	--
Precision Production	--	--	--	--
Transportation & Material Moving	--	--	--	--
Visual & Performing Arts	--	3	--	3
TOTAL ALL PROGRAMS	3	999	1,197	2,199

BOARD OF TRUSTEES OF STATE INSTITUTIONS OF HIGHER LEARNING
STATE OF MISSISSIPPI

STUDENT CREDIT HOUR PRODUCTION BY LEVELS AND BY
FIELDS OF STUDY
SUMMER SESSION, 1983-84

MSU - VICKSBURG
RESIDENT CENTER

<u>Academic Field</u>	<u>Lower</u>	<u>Upper</u>	<u>Graduate</u>	<u>Total</u>
Architecture	--	--	--	--
Nursing	--	--	--	--
Pharmacy	--	--	--	--
Agribusiness & Agri. Prod.	--	--	--	--
Agricultural Sciences	--	--	--	--
Renewable Natural Resources	--	--	--	--
Architecture & Environmental Design	--	--	--	--
Area & Ethnic Studies	--	--	--	--
Business & Management	--	24	--	24
Business & Office	--	--	--	--
Marketing & Distribution	--	--	--	--
Communications	--	--	--	--
Communication Technologies	--	--	--	--
Computer & Info. Sciences	--	--	--	--
Education	--	69	99	168
Engineering	--	--	--	--
Engineering Technologies	--	--	--	--
Foreign Languages	--	--	--	--
Allied Health	--	--	--	--
Health Sciences	--	--	--	--
Home Economics	--	--	--	--
Vocational Home Economics	--	--	--	--
Industrial Arts	--	--	--	--
Law	--	--	--	--

MSU - VICKSBURG

Student Credit Hour Production by Levels and
By Fields of Study

Summer Session, 1983-84

(Continued)

<u>Academic Field</u>	<u>Lower</u>	<u>Upper</u>	<u>Graduate</u>	<u>Total</u>
Letters	--	--	--	--
Liberal/General Studies	--	--	--	--
Library & Archival Sciences	--	--	--	--
Life Sciences	--	8	12	20
Mathematics	--	--	--	--
Military Science	--	--	--	--
Multi/Interdisc. Studies	--	--	--	--
Parks & Recreation	--	--	--	--
Basic Skills	--	--	--	--
Personal Awareness	--	--	--	--
Philosophy & Religion	--	--	--	--
Theology	--	--	--	--
Physical Sciences	--	--	--	--
Science Technology	--	--	--	--
Psychology	--	--	--	--
Protective Services	--	--	--	--
Public Affairs	--	--	--	--
Social Sciences	--	--	--	--
Construction Trades	--	--	--	--
Mechanics & Repairing	--	--	--	--
Precision Production	--	--	--	--
Transportation & Material Moving	--	--	--	--
Visual & Performing Arts	--	--	--	--
TOTAL ALL PROGRAMS	--	101	111	212

BOARD OF TRUSTEES OF STATE INSTITUTIONS OF HIGHER LEARNING
STATE OF MISSISSIPPI

STUDENT CREDIT HOUR PRODUCTION BY LEVELS AND BY
FIELDS OF STUDY
SUMMER SESSION, 1983-84

UM - BOONEVILLE
RESIDENT CENTER

<u>Academic Field</u>	<u>Lower</u>	<u>Upper</u>	<u>Graduate</u>	<u>Total</u>
Architecture	--	--	--	--
Nursing	--	--	--	--
Pharmacy	--	--	--	--
Agribusiness & Agri. Prod.	--	--	--	--
Agricultural Sciences	--	--	--	--
Renewable Natural Resources	--	--	--	--
Architecture & Environmental Design	--	--	--	--
Area & Ethnic Studies	--	--	--	--
Business & Management	--	--	--	--
Business & Office	--	--	--	--
Marketing & Distribution	--	--	--	--
Communications	--	--	--	--
Communication Technologies	--	--	--	--
Computer & Info. Sciences	--	--	--	--
Education	--	--	54	54
Engineering	--	--	--	--
Engineering Technologies	--	--	--	--
Foreign Languages	--	--	--	--
Allied Health	--	--	--	--
Health Sciences	--	--	--	--
Home Economics	--	--	--	--
Vocational Home Economics	--	--	--	--
Industrial Arts	--	--	--	--
Law	--	--	--	--

UM - BOONEVILLE

Student Credit Hour Production by Levels and
By Fields of Study
Summer Session, 1983-84
(Continued)

<u>Academic Field</u>	<u>Lower</u>	<u>Upper</u>	<u>Graduate</u>	<u>Total</u>
Letters	--	--	--	--
Liberal/General Studies	--	--	--	--
Library & Archival Sciences	--	--	--	--
Life Sciences	--	--	--	--
Mathematics	--	--	--	--
Military Science	--	--	--	--
Multi/Interdisc. Studies	--	--	--	--
Parks & Recreation	--	--	--	--
Basic Skills	--	--	--	--
Personal Awareness	--	--	--	--
Philosophy & Religion	--	--	--	--
Theology	--	--	--	--
Physical Sciences	--	--	--	--
Science Technology	--	--	--	--
Psychology	--	--	--	--
Protective Services	--	--	--	--
Public Affairs	--	--	--	--
Social Sciences	--	--	--	--
Construction Trades	--	--	--	--
Mechanics & Repairing	--	--	--	--
Precision Production	--	--	--	--
Transportation & Material Moving	--	--	--	--
Visual & Performing Arts	--	--	--	--
TOTAL ALL PROGRAMS	--	--	54	54

BOARD OF TRUSTEES OF STATE INSTITUTIONS OF HIGHER LEARNING
STATE OF MISSISSIPPI

STUDENT CREDIT HOUR PRODUCTION BY LEVELS AND BY
FIELDS OF STUDY
SUMMER SESSION, 1983-84

UM - SOUTHAVEN
RESIDENT CENTER

<u>Academic Field</u>	<u>Lower</u>	<u>Upper</u>	<u>Graduate</u>	<u>Total</u>
Architecture	--	--	--	--
Nursing	--	--	--	--
Pharmacy	--	--	--	--
Agribusiness & Agri. Prod.	--	--	--	--
Agricultural Sciences	--	--	--	--
Renewable Natural Resources	--	--	--	--
Architecture & Environmental Design	--	--	--	--
Area & Ethnic Studies	--	--	--	--
Business & Management	--	90	--	90
Business & Office	--	--	--	--
Marketing & Distribution	--	--	--	--
Communications	--	--	--	--
Communication Technologies	--	--	--	--
Computer & Info. Sciences	--	--	--	--
Education	--	171	324	495
Engineering	--	--	--	--
Engineering Technologies	--	--	--	--
Foreign Languages	--	--	--	--
Allied Health	--	--	--	--
Health Sciences	--	--	--	--
Home Economics	--	--	--	--
Vocational Home Economics	--	--	--	--
Industrial Arts	--	--	--	--
Law	--	--	--	--

UM - SOUTHAVEN

Student Credit Hour Production by Levels and
By Fields of Study
Summer Session, 1983-84
(Continued)

<u>Academic Field</u>	<u>Lower</u>	<u>Upper</u>	<u>Graduate</u>	<u>Total</u>
Letters	--	--	--	--
Liberal/General Studies	--	--	--	--
Library & Archival Sciences	--	--	--	--
Life Sciences	--	--	--	--
Mathematics	--	--	--	--
Military Science	--	--	--	--
Multi/Interdisc. Studies	--	--	--	--
Parks & Recreation	--	--	--	--
Basic Skills	--	--	--	--
Personal Awareness	--	--	--	--
Philosophy & Religion	--	--	--	--
Theology	--	--	--	--
Physical Sciences	--	--	--	--
Science Technology	--	--	--	--
Psychology	--	--	--	--
Protective Services	--	--	--	--
Public Affairs	--	--	--	--
Social Sciences	--	--	--	--
Construction Trades	--	--	--	--
Mechanics & Repairing	--	--	--	--
Precision Production	--	--	--	--
Transportation & Material Moving	--	--	--	--
Visual & Performing Arts	--	--	--	--
TOTAL ALL PROGRAMS	--	261	324	585

BOARD OF TRUSTEES OF STATE INSTITUTIONS OF HIGHER LEARNING
STATE OF MISSISSIPPI

STUDENT CREDIT HOUR PRODUCTION BY LEVELS AND BY
FIELDS OF STUDY
SUMMER SESSION, 1983-84

USM - JACKSON COUNTY
RESIDENT CENTER

<u>Academic Field</u>	<u>Lower</u>	<u>Upper</u>	<u>Graduate</u>	<u>Total</u>
Architecture	--	--	--	--
Nursing	--	--	--	--
Pharmacy	--	--	--	--
Agribusiness & Agri. Prod.	--	--	--	--
Agricultural Sciences	--	--	--	--
Renewable Natural Resources	--	--	--	--
Architecture & Environmental Design	--	--	--	--
Area & Ethnic Studies	--	--	--	--
Business & Management	--	748	111	859
Business & Office	--	--	--	--
Marketing & Distribution	--	--	--	--
Communications	--	--	--	--
Communication Technologies	--	--	--	--
Computer & Info. Sciences	--	--	--	--
Education	--	396	110	506
Engineering	--	--	--	--
Engineering Technologies	--	--	--	--
Foreign Languages	--	--	--	--
Allied Health	--	--	--	--
Health Sciences	--	--	--	--
Home Economics	--	--	--	--
Vocational Home Economics	--	--	--	--
Industrial Arts	--	--	--	--
Law	--	--	--	--

USM - JACKSON COUNTY

Student Credit Hour Production by Levels and
By Fields of Study
Summer Session, 1983-84
(Continued)

<u>Academic Field</u>	<u>Lower</u>	<u>Upper</u>	<u>Graduate</u>	<u>Total</u>
Letters	--	144	--	144
Liberal/General Studies	--	--	--	--
Library & Archival Sciences	--	6	3	9
Life Sciences	--	--	--	--
Mathematics	--	63	--	63
Military Science	--	--	--	--
Multi/Interdisc. Studies	--	--	--	--
Parks & Recreation	--	--	--	--
Basic Skills	--	--	--	--
Personal Awareness	--	--	--	--
Philosophy & Religion	--	--	--	--
Theology	--	--	--	--
Physical Sciences	--	--	--	--
Science Technology	--	--	--	--
Psychology	--	156	9	165
Protective Services	--	--	--	--
Public Affairs	--	--	--	--
Social Sciences	--	30	--	30
Construction Trades	--	--	--	--
Mechanics & Repairing	--	--	--	--
Precision Production	--	--	--	--
Transportation & Material Moving	--	--	--	--
Visual & Performing Arts	--	--	--	--
TOTAL ALL PROGRAMS	--	1,543	233	1,776

BOARD OF TRUSTEES OF STATE INSTITUTIONS OF HIGHER LEARNING
STATE OF MISSISSIPPI

STUDENT CREDIT HOUR PRODUCTION BY LEVELS AND BY
FIELDS OF STUDY
SUMMER SESSION, 1983-84

ASU - EXTENSION

<u>Academic Field</u>	<u>Lower</u>	<u>Upper</u>	<u>Graduate</u>	<u>Total</u>
Architecture	--	--	--	--
Nursing	--	--	--	--
Pharmacy	--	--	--	--
Agribusiness & Agri. Prod.	--	--	--	--
Agricultural Sciences	--	--	--	--
Renewable Natural Resources	--	--	--	--
Architecture & Environmental Design	--	--	--	--
Area & Ethnic Studies	--	--	--	--
Business & Management	--	--	--	--
Business & Office	--	--	--	--
Marketing & Distribution	--	--	--	--
Communications	--	--	--	--
Communication Technologies	--	--	--	--
Computer & Info. Sciences	--	--	--	--
Education	--	--	--	--
Engineering	--	--	--	--
Engineering Technologies	--	--	--	--
Foreign Languages	--	--	--	--
Allied Health	--	--	--	--
Health Sciences	--	--	--	--
Home Economics	--	--	--	--
Vocational Home Economics	--	--	--	--
Industrial Arts	--	--	--	--
Law	--	--	--	--

ASU - EXTENSION

Student Credit Hour Production by Levels and
By Fields of Study
Summer Session, 1983-84
(Continued)

<u>Academic Field</u>	<u>Lower</u>	<u>Upper</u>	<u>Graduate</u>	<u>Total</u>
Letters	--	--	--	--
Liberal/General Studies	--	--	--	--
Library & Archival Sciences	--	--	--	--
Life Sciences	--	--	--	--
Mathematics	--	--	33	33
Military Science	--	--	--	--
Multi/Interdisc. Studies	--	--	54	54
Parks & Recreation	--	--	--	--
Basic Skills	--	--	--	--
Personal Awareness	--	--	--	--
Philosophy & Religion	--	--	--	--
Theology	--	--	--	--
Physical Sciences	--	--	--	--
Science Technology	--	--	--	--
Psychology	--	--	--	--
Protective Services	--	--	--	--
Public Affairs	--	--	--	--
Social Sciences	--	--	45	45
Construction Trades	--	--	--	--
Mechanics & Repairing	--	--	--	--
Precision Production	--	--	--	--
Transportation & Material Moving	--	--	--	--
Visual & Performing Arts	--	--	--	--
TOTAL ALL PROGRAMS	--	--	132	132

BOARD OF TRUSTEES OF STATE INSTITUTIONS OF HIGHER LEARNING
STATE OF MISSISSIPPI

STUDENT CREDIT HOUR PRODUCTION BY LEVELS AND BY
FIELDS OF STUDY
SUMMER SESSION, 1983-84

DSU - EXTENSION

<u>Academic Field</u>	<u>Lower</u>	<u>Upper</u>	<u>Graduate</u>	<u>Total</u>
Architecture	--	--	--	--
Nursing	--	--	--	--
Pharmacy	--	--	--	--
Agribusiness & Agri. Prod.	--	--	--	--
Agricultural Sciences	--	--	--	--
Renewable Natural Resources	--	--	--	--
Architecture & Environmental Design	--	--	--	--
Area & Ethnic Studies	--	--	--	--
Business & Management	--	--	--	--
Business & Office	--	--	--	--
Marketing & Distribution	--	--	--	--
Communications	--	--	--	--
Communication Technologies	--	--	--	--
Computer & Info. Sciences	--	--	--	--
Education	--	30	--	30
Engineering	--	--	--	--
Engineering Technologies	--	--	--	--
Foreign Languages	--	--	--	--
Allied Health	--	--	--	--
Health Sciences	--	--	--	--
Home Economics	--	--	--	--
Vocational Home Economics	--	--	--	--
Industrial Arts	--	--	--	--
Law	--	--	--	--

DSU - EXTENSION

Student Credit Hour Production by Levels and
By Fields of Study
Summer Session, 1983-84
(Continued)

<u>Academic Field</u>	<u>Lower</u>	<u>Upper</u>	<u>Graduate</u>	<u>Total</u>
Letters	--	--	--	--
Liberal/General Studies	--	--	--	--
Library & Archival Sciences	--	--	--	--
Life Sciences	--	--	--	--
Mathematics	--	--	--	--
Military Science	--	--	--	--
Multi/Interdisc. Studies	--	--	--	--
Parks & Recreation	--	--	--	--
Basic Skills	--	--	--	--
Personal Awareness	--	--	--	--
Philosophy & Religion	--	--	--	--
Theology	--	--	--	--
Physical Sciences	--	--	--	--
Science Technology	--	--	--	--
Psychology	--	--	--	--
Protective Services	--	--	--	--
Public Affairs	--	--	--	--
Social Sciences	--	--	--	--
Construction Trades	--	--	--	--
Mechanics & Repairing	--	--	--	--
Precision Production	--	--	--	--
Transportation & Material Moving	--	--	--	--
Visual & Performing Arts	--	--	--	--
TOTAL ALL PROGRAMS	--	30	--	30

BOARD OF TRUSTEES OF STATE INSTITUTIONS OF HIGHER LEARNING
STATE OF MISSISSIPPI

STUDENT CREDIT HOUR PRODUCTION BY LEVELS AND BY
FIELDS OF STUDY
SUMMER SESSION, 1983-84

MSU - EXTENSION

<u>Academic Field</u>	<u>Lower</u>	<u>Upper</u>	<u>Graduate</u>	<u>Total</u>
Architecture	--	--	--	--
Nursing	--	--	--	--
Pharmacy	--	--	--	--
Agribusiness & Agri. Prod.	--	--	--	--
Agricultural Sciences	--	--	--	--
Renewable Natural Resources	--	--	--	--
Architecture & Environmental Design	--	--	--	--
Area & Ethnic Studies	--	--	--	--
Business & Management	--	--	39	39
Business & Office	--	--	--	--
Marketing & Distribution	--	--	--	--
Communications	--	6	54	60
Communication Technologies	--	--	--	--
Computer & Info. Sciences	--	18	63	81
Education	--	144	594	738
Engineering	--	--	--	--
Engineering Technologies	--	--	--	--
Foreign Languages	--	--	--	--
Allied Health	--	--	--	--
Health Sciences	--	--	--	--
Home Economics	--	--	--	--
Vocational Home Economics	--	--	--	--
Industrial Arts	--	--	--	--
Law	--	--	--	--

MSU - EXTENSION

Student Credit Hour Production by Levels and
By Fields of Study
Summer Session, 1983-84
(Continued)

<u>Academic Field</u>	<u>Lower</u>	<u>Upper</u>	<u>Graduate</u>	<u>Total</u>
Letters	--	--	--	--
Liberal/General Studies	--	--	--	--
Library & Archival Sciences	--	--	--	--
Life Sciences	--	--	--	--
Mathematics	--	--	--	--
Military Science	--	--	--	--
Multi/Interdisc. Studies	--	--	--	--
Parks & Recreation	--	--	--	--
Basic Skills	--	--	--	--
Personal Awareness	--	--	--	--
Philosophy & Religion	--	--	--	--
Theology	--	--	--	--
Physical Sciences	--	--	--	--
Science Technology	--	--	--	--
Psychology	--	15	42	57
Protective Services	--	--	--	--
Public Affairs	--	3	60	63
Social Sciences	--	--	42	42
Construction Trades	--	--	--	--
Mechanics & Repairing	--	--	--	--
Precision Production	--	--	--	--
Transportation & Material Moving	--	--	--	--
Visual & Performing Arts	--	21	--	21
TOTAL ALL PROGRAMS	--	207	894	1,101

BOARD OF TRUSTEES OF STATE INSTITUTIONS OF HIGHER LEARNING
STATE OF MISSISSIPPI

STUDENT CREDIT HOUR PRODUCTION BY LEVELS AND BY
FIELDS OF STUDY

SUMMER SESSION, 1983-84

MUW - EXTENSION

<u>Academic Field</u>	<u>Lower</u>	<u>Upper</u>	<u>Graduate</u>	<u>Total</u>
Architecture	--	--	--	--
Nursing	--	53	--	53
Pharmacy	--	--	--	--
Agribusiness & Agri. Prod.	--	--	--	--
Agricultural Sciences	--	--	--	--
Renewable Natural Resources	--	--	--	--
Architecture & Environmental Design	--	--	--	--
Area & Ethnic Studies	--	--	--	--
Business & Management	--	--	--	--
Business & Office	--	--	--	--
Marketing & Distribution	--	--	--	--
Communications	--	--	--	--
Communication Technologies	--	--	--	--
Computer & Info. Sciences	--	--	--	--
Education	--	--	--	--
Engineering	--	--	--	--
Engineering Technologies	--	--	--	--
Foreign Languages	--	--	--	--
Allied Health	--	--	--	--
Health Sciences	--	--	--	--
Home Economics	--	--	--	--
Vocational Home Economics	--	--	--	--
Industrial Arts	--	--	--	--
Law	--	--	--	--

MUW - EXTENSION

Student Credit Hour Production by Levels and
By Fields of Study
Summer Session, 1983-84
(Continued)

<u>Academic Field</u>	<u>Lower</u>	<u>Upper</u>	<u>Graduate</u>	<u>Total</u>
Letters	--	--	--	--
Liberal/General Studies	--	--	--	--
Library & Archival Sciences	--	--	--	--
Life Sciences	--	--	--	--
Mathematics	--	--	--	--
Military Science	--	--	--	--
Multi/Interdisc. Studies	--	--	--	--
Parks & Recreation	--	--	--	--
Basic Skills	--	--	--	--
Personal Awareness	--	--	--	--
Philosophy & Religion	--	--	--	--
Theology	--	--	--	--
Physical Sciences	--	--	--	--
Science Technology	--	--	--	--
Psychology	--	--	--	--
Protective Services	--	--	--	--
Public Affairs	--	--	--	--
Social Sciences	--	--	--	--
Construction Trades	--	--	--	--
Mechanics & Repairing	--	--	--	--
Precision Production	--	--	--	--
Transportation & Material Moving	--	--	--	--
Visual & Performing Arts	--	--	--	--
TOTAL ALL PROGRAMS	--	53	--	53

BOARD OF TRUSTEES OF STATE INSTITUTIONS OF HIGHER LEARNING
STATE OF MISSISSIPPI

STUDENT CREDIT HOUR PRODUCTION BY LEVELS AND BY
FIELDS OF STUDY
SUMMER SESSION, 1983-84

UM - EXTENSION

<u>Academic Field</u>	<u>Lower</u>	<u>Upper</u>	<u>Graduate</u>	<u>Total</u>
Architecture	--	--	--	--
Nursing	--	--	--	--
Pharmacy	--	--	--	--
Agribusiness & Agri. Prod.	--	--	--	--
Agricultural Sciences	--	--	--	--
Renewable Natural Resources	--	--	--	--
Architecture & Environmental Design	--	--	--	--
Area & Ethnic Studies	--	--	--	--
Business & Management	--	--	--	--
Business & Office	--	36	--	36
Marketing & Distribution	--	--	--	--
Communications	--	--	--	--
Communication Technologies	--	--	--	--
Computer & Info. Sciences	--	--	--	--
Education	--	27	198	225
Engineering	--	--	--	--
Engineering Technologies	--	--	--	--
Foreign Languages	3	306	12	321
Allied Health	--	--	--	--
Health Sciences	--	--	--	--
Home Economics	--	--	--	--
Vocational Home Economics	--	--	--	--
Industrial Arts	--	--	--	--
Law	--	--	140	140

UM - EXTENSION

Student Credit Hour Production by Levels and
By Fields of Study
Summer Session, 1983-84
(Continued)

<u>Academic Field</u>	<u>Lower</u>	<u>Upper</u>	<u>Graduate</u>	<u>Total</u>
Letters	--	--	--	--
Liberal/General Studies	--	--	--	--
Library & Archival Sciences	--	--	--	--
Life Sciences	--	--	56	56
Mathematics	--	24	36	60
Military Science	--	--	--	--
Multi/Interdisc. Studies	--	--	--	--
Parks & Recreation	--	--	--	--
Basic Skills	--	--	--	--
Personal Awareness	--	--	--	--
Philosophy & Religion	--	--	--	--
Theology	--	--	--	--
Physical Sciences	--	--	24	24
Science Technology	--	--	--	--
Psychology	--	--	--	--
Protective Services	--	--	--	--
Public Affairs	--	--	--	--
Social Sciences	--	--	--	--
Construction Trades	--	--	--	--
Mechanics & Repairing	--	--	--	--
Precision Production	--	--	--	--
Transportation & Material Moving	--	--	--	--
Visual & Performing Arts	--	--	--	--
TOTAL ALL PROGRAMS	3	393	466	862

BOARD OF TRUSTEES OF STATE INSTITUTIONS OF HIGHER LEARNING
STATE OF MISSISSIPPI

STUDENT CREDIT HOUR PRODUCTION BY LEVELS AND BY
FIELDS OF STUDY
SUMMER SESSION, 1983-84

USM - EXTENSION

<u>Academic Field</u>	<u>Lower</u>	<u>Upper</u>	<u>Graduate</u>	<u>Total</u>
Architecture	--	--	--	--
Nursing	--	33	39	72
Pharmacy	--	--	--	--
Agribusiness & Agri. Prod.	--	--	--	--
Agricultural Sciences	--	--	--	--
Renewable Natural Resources	--	--	--	--
Architecture & Environmental Design	--	--	--	--
Area & Ethnic Studies	--	--	--	--
Business & Management	--	135	30	165
Business & Office	--	--	--	--
Marketing & Distribution	--	--	--	--
Communications	--	93	69	162
Communication Technologies	--	--	--	--
Computer & Info. Sciences	--	105	252	357
Education	--	315	285	600
Engineering	--	--	--	--
Engineering Technologies	--	--	--	--
Foreign Languages	21	6	--	27
Allied Health	--	--	--	--
Health Sciences	--	18	24	42
Home Economics	--	18	15	33
Vocational Home Economics	--	--	--	--
Industrial Arts	--	--	--	--
Law	--	--	--	--

USM - EXTENSION

Student Credit Hour Production by Levels and
By Fields of Study
Summer Session, 1983-84
(Continued)

<u>Academic Field</u>	<u>Lower</u>	<u>Upper</u>	<u>Graduate</u>	<u>Total</u>
Letters	45	156	99	300
Liberal/General Studies	--	--	--	--
Library & Archival Sciences	--	6	246	252
Life Sciences	--	--	--	--
Mathematics	--	36	--	36
Military Science	--	--	--	--
Multi/Interdisc. Studies	--	18	--	18
Parks & Recreation	--	207	105	312
Basic Skills	--	--	--	--
Personal Awareness	--	--	--	--
Philosophy & Religion	--	6	6	12
Theology	--	--	--	--
Physical Sciences	--	276	12	288
Science Technology	--	--	--	--
Psychology	--	24	72	96
Protective Services	--	81	12	93
Public Affairs	--	--	--	--
Social Sciences	33	246	63	342
Construction Trades	--	--	--	--
Mechanics & Repairing	--	--	--	--
Precision Production	--	--	--	--
Transportation & Material Moving	--	--	--	--
Visual & Performing Arts	--	63	18	81
TOTAL ALL PROGRAMS	99	1,842	1,347	3,288

VI

REVENUES AND EXPENDITURES BY RESTRICTED
AND UNRESTRICTED SOURCES

INVESTMENT AND STUDENT CREDIT HOUR COST BY LEVEL, BY
FIELD AND BY INSTITUTION

1983-84

BOARD OF TRUSTEES OF STATE INSTITUTIONS OF HIGHER LEARNING
STATE OF MISSISSIPPI

Current Fund Revenues 1983-84

	<u>ASU</u>	<u>DSU</u>	<u>JSU</u>	<u>MSU</u>	<u>MUW</u>	<u>MVSU</u>	<u>UM</u>	<u>USM</u>	<u>TOTAL</u>
Student Fees - Total	\$ 2,198,881	\$ 3,034,349	\$ 6,463,279	\$16,328,823	\$ 1,926,876	\$ 2,150,200	\$14,963,317	\$16,806,479	\$ 63,872,204
Regular Session	1,621,487	2,393,868	5,268,840	12,723,454	1,556,904	1,786,520	11,141,400	13,175,218	49,667,691
Non-resident	271,837	190,825	497,077	1,637,993	143,129	250,832	2,422,978	1,223,262	6,637,933
Degree-granting Off-campus Centers	-0-	-0-	-0-	404,457	-0-	-0-	207,293	1,071,672	1,683,422
Summer Session	305,557	449,656	697,362	1,276,687	226,843	112,848	1,191,646	1,336,327	5,596,926
College of Veterinary Medicine	-0-	-0-	-0-	286,232	-0-	-0-	-0-	-0-	286,232
State Appropriations - Total	8,627,625	10,214,996	17,114,594	39,812,051	8,116,392	7,327,878	30,055,438	34,232,481	155,501,455
General Support	8,591,194	10,162,363	17,001,099	31,094,157	8,050,652	7,279,464	26,643,758	31,346,858	140,169,545
Degree-granting Off-campus Centers	-0-	-0-	-0-	856,233	-0-	-0-	311,397	2,155,758	3,323,388
Special Library	23,839	52,633	113,495	575,014	56,351	48,414	739,064	539,865	2,148,675
Interest	12,592	-0-	-0-	13,668	9,389	-0-	44,028	-0-	79,677
Centers of Academic Excellence	-0-	-0-	-0-	190,000	-0-	-0-	200,000	190,000	580,000
College of Veterinary Medicine	-0-	-0-	-0-	6,994,105	-0-	-0-	-0-	-0-	6,994,105
RIPS	-0-	-0-	-0-	-0-	-0-	-0-	1,000,448	-0-	1,000,448
Alcohol Safety Education Program	-0-	-0-	-0-	88,874	-0-	-0-	-0-	-0-	88,874
Miss. Mineral Resources Institute	-0-	-0-	-0-	-0-	-0-	-0-	368,154	-0-	368,154
Miss. Law Research Institute	-0-	-0-	-0-	-0-	-0-	-0-	177,033	-0-	177,033
State Court Education Program	-0-	-0-	-0-	-0-	-0-	-0-	571,556	-0-	571,556
Federal Appropriations	21,515	-0-	-0-	25,000	-0-	-0-	-0-	-0-	46,515
Gifts, Grants & Contracts - Total	7,621,871	1,752,697	12,703,525	17,254,548	1,729,282	5,467,419	9,177,251	7,758,548	63,465,141
Federal	7,377,312	1,709,839	11,419,890	10,096,580	922,191	5,287,869	5,805,018	5,669,091	48,287,790
State	98,516	6,384	275,374	2,223,604	229,543	11,507	844,743	1,272,540	4,962,211
Local	-0-	-0-	444,894	215,537	365,660	-0-	30,649	18,454	1,075,194
Other	146,043	16,601	2,000	3,156,010	176,719	128,380	2,496,841	798,463	6,921,057
Recovery of Indirect Cost	-0-	19,873	561,367	1,562,817	35,169	39,663	-0-	-0-	2,218,889
Endowment	-0-	31,366	-0-	286,351	5,979	500	-0-	25,000	349,196
Sales & Services	21,583	123,102	724,079	2,840,496	233,226	157,708	336,530	388,105	4,824,829
Other	1,472,856	441,533	29,271	1,408,672	116,356	621,333	2,601,938	1,254,557	7,946,516
Subtotal	19,964,331	15,598,043	37,034,748	77,955,941	12,128,111	15,725,038	57,134,474	60,465,170	296,005,856
Auxiliary Enterprises	4,044,937	3,226,111	5,053,064	19,559,057	2,037,393	3,394,116	12,155,378*	15,298,904	64,768,960
Total Revenues	\$24,009,268	\$18,824,154	\$42,087,812	\$97,514,998	\$14,165,504	\$19,119,154	\$69,289,852	\$75,764,074	\$360,774,816

*Total athletic revenues and expenditures are not included -- total will be shown for FY 1985.

BOARD OF TRUSTEES OF STATE INSTITUTIONS OF HIGHER LEARNING
STATE OF MISSISSIPPI

Percent of Current Fund Revenues 1983-84

	<u>ASU</u>	<u>DSU</u>	<u>JSU</u>	<u>MSU</u>	<u>MJW</u>	<u>MVSU</u>	<u>UM</u>	<u>USH</u>	<u>TOTAL</u>
Student Fees - Total	<u>11.01</u>	<u>19.45</u>	<u>17.45</u>	<u>20.95</u>	<u>15.89</u>	<u>13.68</u>	<u>26.19</u>	<u>27.79</u>	<u>21.58</u>
Regular Session	8.12	15.35	14.23	16.32	12.84	11.37	19.50	21.79	16.78
Non-resident	1.36	1.22	1.34	2.10	1.18	1.60	4.24	2.02	2.24
Degree-granting Off-campus Centers	-0-	-0-	-0-	.52	-0-	-0-	.36	1.77	.57
Summer Session	1.53	2.88	1.88	1.64	1.87	.71	2.09	2.21	1.89
College of Veterinary Medicine	-0-	-0-	-0-	.37	-0-	-0-	-0-	-0-	.10
State Appropriations - Total	<u>43.21</u>	<u>65.49</u>	<u>46.21</u>	<u>51.07</u>	<u>66.92</u>	<u>46.60</u>	<u>52.61</u>	<u>56.61</u>	<u>52.53</u>
General Support	43.03	65.15	45.91	39.89	66.38	46.29	46.63	51.84	47.35
Degree-granting Off-campus Centers	-0-	-0-	-0-	1.10	-0-	-0-	.55	3.57	1.12
Special Library	.12	.34	.30	.74	.46	.31	1.29	.89	.73
Interest	.06	-0-	-0-	.02	.08	-0-	.08	-0-	.03
Centers of Academic Excellence	-0-	-0-	-0-	.24	-0-	-0-	.35	.31	.20
College of Veterinary Medicine	-0-	-0-	-0-	8.97	-0-	-0-	-0-	-0-	2.36
RIPS	-0-	-0-	-0-	-0-	-0-	-0-	1.76	-0-	.34
Alcohol Safety Education Program	-0-	-0-	-0-	.11	-0-	-0-	-0-	-0-	.03
Miss. Mineral Resources Institute	-0-	-0-	-0-	-0-	-0-	-0-	.64	-0-	.12
Miss. Law Research Institute	-0-	-0-	-0-	-0-	-0-	-0-	.31	-0-	.06
State Court Education Program	-0-	-0-	-0-	-0-	-0-	-0-	1.00	-0-	.19
Federal Appropriations	.11	-0-	-0-	.03	-0-	-0-	-0-	-0-	.02
Gifts, Grants & Contracts - Total	<u>38.18</u>	<u>11.24</u>	<u>34.30</u>	<u>22.13</u>	<u>14.26</u>	<u>34.77</u>	<u>16.06</u>	<u>12.84</u>	<u>21.44</u>
Federal	36.95	10.96	30.84	12.95	7.60	33.63	10.16	9.38	16.31
State	.50	.04	.74	2.85	1.89	.07	1.48	2.11	1.68
Local	-0-	-0-	1.20	.28	3.02	-0-	.05	.03	.36
Other	.73	.11	.01	4.05	1.46	.82	4.37	1.32	2.34
Recovery of Indirect Cost	-0-	.13	1.51	2.00	.29	.25	-0-	-0-	.75
Endowment	-0-	.20	-0-	.37	.05	-0-	-0-	.04	.12
Sales & Services	.11	.79	1.96	3.64	1.92	1.00	.59	.64	1.63
Other	<u>7.38</u>	<u>2.83</u>	<u>.08</u>	<u>1.81</u>	<u>.96</u>	<u>3.95</u>	<u>4.55</u>	<u>2.08</u>	<u>2.68</u>
Total	100.00	100.00	100.00	100.00	100.00	100.00	100.00	100.00	100.00
Auxiliary Enterprises									
Total Revenues									

BOARD OF TRUSTEES OF STATE INSTITUTIONS OF HIGHER LEARNING
STATE OF MISSISSIPPI

Current Fund Expenditures by Function 1983-84

	<u>ASU</u>	<u>DSU</u>	<u>JSU</u>	<u>MSU</u>	<u>MUW</u>	<u>MVSU</u>	<u>UM</u>	<u>USM</u>	<u>TOTAL</u>
Instruction - Total	\$ 6,003,584	\$ 7,334,092	\$14,878,324	\$29,202,250	\$ 4,850,144	\$ 3,803,019	\$23,185,690	\$30,538,229	\$119,795,332
On-campus	5,626,800	6,933,732	14,282,079	27,041,813	4,681,189	3,569,026	21,379,659	25,917,262	109,431,560
Degree-granting Off-campus Centers	-0-	-0-	-0-	1,123,153	-0-	-0-	597,073	3,389,690	5,109,916
Summer Session	376,784	400,360	596,245	1,037,284	168,955	233,993	1,208,958	1,231,277	5,253,856
Research	2,100,118	167,440	12,515	8,134,934	45,144	9,984	4,764,183	1,763,987	16,998,305
Public Service	1,157,822	-0-	-0-	4,560,403	89,808	650,667	622,493	1,823,800	8,904,993
Academic Support	946,989	1,495,937	2,156,219	8,583,949	1,324,667	881,557	8,051,808	5,306,115	28,747,241
Student Services	1,331,708	1,493,956	2,798,950	3,273,258	848,387	1,261,499	2,855,912	2,276,767	16,140,437
Institutional Support	1,452,824	1,339,158	3,771,631	5,308,811	1,670,392	1,449,688	5,233,634	5,606,346	25,832,484
Operation and Maintenance	1,927,940	1,441,679	3,469,671	6,385,655	1,679,901	1,570,135	6,253,862	5,741,306	28,470,149
Scholarships and Fellowships	4,731,142	2,118,047	9,153,126	7,164,108	1,440,458	4,622,869	5,319,975	5,874,477	40,424,202
Transfers	<u>122,987</u>	<u>33,041</u>	<u>335,806</u>	<u>3,394,145</u>	<u>173,205</u>	<u>937,812</u>	<u>3,026,029</u>	<u>645,869</u>	<u>8,668,894</u>
Subtotal	19,775,114	15,423,350	36,576,242	76,007,513	12,122,106	15,187,230	59,313,586	59,576,896	293,982,037
Auxiliary Enterprises	<u>3,821,282</u>	<u>3,192,516</u>	<u>5,077,086</u>	<u>18,438,377</u>	<u>2,012,633</u>	<u>3,394,116</u>	<u>10,177,641</u>	<u>15,760,829</u>	<u>61,874,480</u>
TOTAL	\$23,596,396	\$18,615,866	\$41,653,328	\$94,445,890	\$14,134,739	\$18,581,346	\$69,491,227	\$75,337,725	\$355,856,517

BOARD OF TRUSTEES OF STATE INSTITUTIONS OF HIGHER LEARNING
STATE OF MISSISSIPPI

Percent of Current Fund Expenditures by Function 1983-84

[illegible]

BOARD OF TRUSTEES OF STATE INSTITUTIONS OF HIGHER LEARNING
STATE OF MISSISSIPPI

Unrestricted Fund Revenues by Source 1983-84

	<u>ASU</u>	<u>DSU</u>	<u>JSU</u>	<u>MSU</u>	<u>MUW</u>	<u>MVSU</u>	<u>UM</u>	<u>USM</u>	<u>TOTAL</u>
Student Fees - Total	\$ 2,198,881	\$ 2,980,678	\$ 6,463,279	\$16,328,823	\$ 1,926,876	\$ 2,150,200	\$14,963,317	\$16,083,748	\$ 63,095,802
Regular Session	1,621,487	2,340,197	5,268,840	12,723,454	1,556,904	1,786,520	11,141,400	12,452,487	48,891,289
Non-resident	271,837	190,825	497,077	1,637,993	143,129	250,832	2,422,978	1,223,262	6,637,933
Degree-granting Off-campus Centers	-0-	-0-	-0-	404,457	-0-	-0-	207,293	1,071,672	1,683,422
Summer Session	305,557	449,656	697,362	1,276,687	226,843	112,848	1,191,646	1,336,327	5,596,926
College of Veterinary Medicine	-0-	-0-	-0-	286,232	-0-	-0-	-0-	-0-	286,232
State Appropriations - Total	8,627,625	10,214,996	17,114,594	39,812,051	8,116,392	7,327,878	30,055,437	34,232,481	155,501,454
General Support	8,591,194	10,162,363	17,001,099	31,094,157	8,050,652	7,279,464	26,643,758	31,346,858	140,169,545
Degree-granting Off-campus Centers	-0-	-0-	-0-	856,233	-0-	-0-	311,397	2,155,758	3,323,388
Special Library	23,839	52,633	113,495	575,014	56,351	48,414	739,064	539,865	2,148,675
Interest	12,592	-0-	-0-	13,668	9,389	-0-	44,028	-0-	79,677
Centers of Academic Excellence	-0-	-0-	-0-	190,000	-0-	-0-	200,000	190,000	580,000
College of Veterinary Medicine	-0-	-0-	-0-	6,994,105	-0-	-0-	-0-	-0-	6,994,105
RIPS	-0-	-0-	-0-	-0-	-0-	-0-	1,000,447	-0-	1,000,447
Alcohol Safety Education Program	-0-	-0-	-0-	88,874	-0-	-0-	-0-	-0-	88,874
Miss. Mineral Resources Institute	-0-	-0-	-0-	-0-	-0-	-0-	368,154	-0-	368,154
Miss. Law Research Institute	-0-	-0-	-0-	-0-	-0-	-0-	177,033	-0-	177,033
State Court Education Program	-0-	-0-	-0-	-0-	-0-	-0-	571,556	-0-	571,556
Federal Appropriations	21,515	-0-	-0-	25,000	-0-	-0-	-0-	-0-	46,515
Gifts, Grants & Contracts - Total	57,796	63,331	561,367	1,881,697	536,129	40,391	805,128	144,573	4,090,412
Federal	-0-	-0-	-0-	17,669	7,200	728	-0-	53,973	79,570
State	-0-	-0-	-0-	291,211	107,636	-0-	188,720	43,878	631,445
Local	-0-	-0-	-0-	-0-	209,405	-0-	-0-	-0-	209,405
Other	-0-	-0-	-0-	10,000	176,719	-0-	42,871	5,178	234,768
Recovery of Indirect Cost	57,796	63,331	561,367	1,562,817	35,169	39,663	573,537	41,544	2,935,224
Endowment	-0-	-0-	-0-	99,321	5,804	500	-0-	-0-	105,625
Sales & Services	21,583	110,140	724,079	2,840,497	233,226	157,708	336,530	342,421	4,766,184
Other	1,373,568	414,452	29,271	1,408,672	88,224	619,471	2,601,938	732,943	7,268,539
Subtotal	12,300,968	13,783,597	24,892,590	62,396,061	10,906,651	10,296,148	48,762,350	51,536,166	234,874,531
Auxiliary Enterprises	4,044,937	3,226,111	5,053,064	19,559,057	2,037,393	3,394,116	12,155,378	15,298,904	64,768,960
Total Revenues	\$16,345,905	\$17,009,708	\$29,945,654	\$81,955,118	\$12,944,044	\$13,690,264	\$60,917,728	\$66,835,070	\$299,643,491

BOARD OF TRUSTEES OF STATE INSTITUTIONS OF HIGHER LEARNING
STATE OF MISSISSIPPI

Percent of Unrestricted Fund Revenues by Source 1983-84

[illegible]

BOARD OF TRUSTEES OF STATE INSTITUTIONS OF HIGHER LEARNING
STATE OF MISSISSIPPI

Unrestricted Expenditures by Function 1983-84

	<u>ASU</u>	<u>DSU</u>	<u>JSU</u>	<u>MSU</u>	<u>MUW</u>	<u>MVSU</u>	<u>UM</u>	<u>USM</u>	<u>TOTAL</u>
Instruction - Total	\$ 6,003,584	\$ 7,320,200	\$11,025,117	\$27,954,866	\$ 4,848,535	\$ 3,624,250	\$22,253,862	\$29,753,390	\$112,783,804
On-campus	5,626,800	6,919,840	10,428,872	25,795,053	4,679,580	3,390,257	20,448,795	25,132,423	102,421,620
Degree-granting Off-campus Centers	-0-	-0-	-0-	1,122,529	-0-	-0-	596,109	3,389,690	5,108,328
Summer Session	376,784	400,360	596,245	1,037,284	168,955	233,993	1,208,958	1,231,277	5,253,856
Research	-0-	17,143	12,515	2,540,668	12,554	-0-	1,970,883	651,450	5,205,213
Public Service	-0-	-0-	-0-	2,749,711	89,808	7,063	126,843	765,540	3,738,965
Academic Support	927,457	1,446,274	1,877,283	8,231,103	1,144,051	793,270	7,397,025	5,247,391	27,063,854
Student Services	1,141,868	1,400,776	2,516,407	3,266,117	848,387	1,222,089	2,824,416	2,276,296	15,496,356
Institutional Support	1,279,062	1,339,158	3,761,168	4,973,965	1,642,043	1,371,975	5,233,594	5,407,762	25,008,727
Operation and Maintenance	1,927,940	1,441,679	3,469,671	6,386,685	1,679,901	1,570,135	6,253,862	5,656,334	28,386,207
Scholarships and Fellowships	708,852	610,632	1,272,675	1,085,236	462,162	769,554	1,617,057	767,294	7,293,462
Transfers	<u>122,987</u>	<u>99,888</u>	<u>335,806</u>	<u>3,608,516</u>	<u>173,205</u>	<u>937,812</u>	<u>1,969,954</u>	<u>645,869</u>	<u>7,894,037</u>
Subtotal	12,111,750	13,675,750	24,270,642	60,796,867	10,900,646	10,296,148	49,647,496	51,171,326	232,870,625
Auxiliary Enterprises	<u>3,821,282</u>	<u>3,192,516</u>	<u>5,077,086</u>	<u>18,303,516</u>	<u>2,012,633</u>	<u>3,394,116</u>	<u>10,177,641</u>	<u>15,760,829</u>	<u>61,739,619</u>
TOTAL	\$15,933,032	\$16,868,266	\$29,347,728	\$79,100,383	\$12,913,279	\$13,690,264	\$59,825,137	\$66,932,155	\$294,610,244

BOARD OF TRUSTEES OF STATE INSTITUTIONS OF HIGHER LEARNING
STATE OF MISSISSIPPI

Percent of Unrestricted Expenditures by Function 1983-84

[illegible]

BOARD OF TRUSTEES OF STATE INSTITUTIONS OF HIGHER LEARNING
STATE OF MISSISSIPPI

Restricted Fund Revenues by Source 1983-84

	<u>ASU</u>	<u>DSU</u>	<u>JSU</u>	<u>MSU</u>	<u>MUW</u>	<u>MVSU</u>	<u>UM</u>	<u>USM</u>	<u>TOTAL</u>
Student Fees - Total	\$ -0-	\$ 53,672	\$ -0-	\$ -0-	\$ -0-	\$ -0-	\$ -0-	\$ 722,731	\$ 776,403
Regular Session	-0-	53,672	-0-	-0-	-0-	-0-	-0-	722,731	776,403
Non-resident	-0-	-0-	-0-	-0-	-0-	-0-	-0-	-0-	-0-
Degree-granting Off-campus Centers	-0-	-0-	-0-	-0-	-0-	-0-	-0-	-0-	-0-
Summer Session	-0-	-0-	-0-	-0-	-0-	-0-	-0-	-0-	-0-
College of Veterinary Medicine	-0-	-0-	-0-	-0-	-0-	-0-	-0-	-0-	-0-
State Appropriations - Total	-0-	-0-	-0-	-0-	-0-	-0-	-0-	-0-	-0-
General Support	-0-	-0-	-0-	-0-	-0-	-0-	-0-	-0-	-0-
Degree-granting Off-campus Centers	-0-	-0-	-0-	-0-	-0-	-0-	-0-	-0-	-0-
Special Library	-0-	-0-	-0-	-0-	-0-	-0-	-0-	-0-	-0-
Interest	-0-	-0-	-0-	-0-	-0-	-0-	-0-	-0-	-0-
Centers of Academic Excellence	-0-	-0-	-0-	-0-	-0-	-0-	-0-	-0-	-0-
College of Veterinary Medicine	-0-	-0-	-0-	-0-	-0-	-0-	-0-	-0-	-0-
RIPS	-0-	-0-	-0-	-0-	-0-	-0-	-0-	-0-	-0-
Alcohol Safety Education Program	-0-	-0-	-0-	-0-	-0-	-0-	-0-	-0-	-0-
Miss. Mineral Resources Institute	-0-	-0-	-0-	-0-	-0-	-0-	-0-	-0-	-0-
Miss. Law Research Institute	-0-	-0-	-0-	-0-	-0-	-0-	-0-	-0-	-0-
State Court Education Program	-0-	-0-	-0-	-0-	-0-	-0-	-0-	-0-	-0-
Federal Appropriations	-0-	-0-	-0-	-0-	-0-	-0-	-0-	-0-	-0-
Gifts, Grants & Contracts - Total	7,564,075	1,689,366	12,142,158	15,372,850	1,193,153	5,427,028	8,372,124	7,613,975	59,374,729
Federal	7,377,311	1,709,839	11,419,890	10,078,911	914,991	5,287,141	5,805,018	5,615,118	48,208,219
State	98,516	6,384	275,374	1,932,392	121,907	11,507	656,024	1,228,662	4,330,766
Local	-0-	-0-	444,894	215,537	156,255	-0-	30,649	18,454	865,789
Other	88,248	16,602	2,000	3,146,010	-0-	128,380	2,453,970	793,285	6,628,495
Recovery of Indirect Cost	-0-	(43,459)	-0-	-0-	-0-	-0-	(573,537)	(41,544)	(658,540)
Endowment	-0-	31,366	-0-	187,030	175	-0-	-0-	25,000	243,571
Sales & Services	-0-	12,963	-0-	-0-	-0-	-0-	-0-	45,684	58,647
Other	99,288	27,081	-0-	-0-	28,132	1,862	-0-	521,614	677,977
Subtotal	7,663,363	1,814,448	12,142,158	15,559,880	1,221,460	5,428,890	8,372,124	8,929,004	61,131,327
Auxiliary Enterprises	4,044,937	-0-	5,053,064	-0-	-0-	-0-	-0-	-0-	9,098,001
Total Revenues	\$11,708,300	\$1,814,448	\$17,195,222	\$15,559,880	\$1,221,460	\$5,428,890	\$8,372,124	\$8,929,004	\$70,229,328

BOARD OF TRUSTEES OF STATE INSTITUTIONS OF HIGHER LEARNING
STATE OF MISSISSIPPI

Percent of Restricted Fund Revenues by Source 1983-84

[illegible]

BOARD OF TRUSTEES OF STATE INSTITUTIONS OF HIGHER LEARNING
STATE OF MISSISSIPPI

Restricted Expenditures by Function 1983-84

	<u>ASU</u>	<u>DSU</u>	<u>JSU</u>	<u>MSU</u>	<u>MJW</u>	<u>MVSU</u>	<u>UM</u>	<u>USM</u>	<u>TOTAL</u>
Instruction - Total	-0-	\$ <u>13,892</u>	\$ <u>3,853,207</u>	\$ <u>1,247,384</u>	\$ <u>1,609</u>	\$ <u>178,769</u>	\$ <u>931,828</u>	\$ <u>784,839</u>	\$ <u>7,011,528</u>
On-campus	-0-	13,892	3,853,207	1,246,760	1,609	178,769	930,864	784,839	7,009,940
Degree-granting Off-campus Centers	-0-	-0-	-0-	624	-0-	-0-	964	-0-	1,588
Summer Session	-0-	-0-	-0-	-0-	-0-	-0-	-0-	-0-	-0-
Research	2,100,118	150,298	-0-	5,594,266	32,590	9,984	2,793,301	1,112,537	11,793,094
Public Service	1,157,822	-0-	-0-	1,810,692	-0-	643,604	495,650	1,058,260	5,166,028
Academic Support	19,531	49,663	278,936	352,846	180,616	88,287	654,783	58,724	1,683,386
Student Services	189,841	93,179	282,543	7,142	-0-	39,410	31,496	471	8,524,533
Institutional Support	173,761	-0-	10,463	334,846	28,349	77,713	40	198,584	823,756
Operation and Maintenance	-0-	-0-	-0-	(1,029)	-0-	-0-	-0-	84,972	83,943
Scholarships and Fellowships	4,022,290	1,507,415	7,880,451	6,078,872	978,296	3,853,315	3,702,918	5,107,183	25,250,289
Transfers	<u>-0-</u>	<u>(66,847)</u>	<u>-0-</u>	<u>(214,371)</u>	<u>-0-</u>	<u>-0-</u>	<u>1,056,075</u>	<u>-0-</u>	<u>774,857</u>
Subtotal	7,663,363	1,747,600	12,305,600	15,210,648	1,221,460	4,891,082	9,666,091	8,405,570	61,111,414
Auxiliary Enterprises	<u>3,821,282</u>	<u>-0-</u>	<u>5,077,086</u>	<u>134,861</u>	<u>-0-</u>	<u>-0-</u>	<u>-0-</u>	<u>-0-</u>	<u>9,033,229</u>
TOTAL	\$11,484,645	\$1,747,600	\$17,382,686	\$15,345,509	\$1,221,460	\$4,891,082	\$9,666,091	\$8,405,570	\$70,144,643

BOARD OF TRUSTEES OF STATE INSTITUTIONS OF HIGHER LEARNING
STATE OF MISSISSIPPI

Percent of Restricted Expenditures by Function 1983-84

[illegible]

BOARD OF TRUSTEES OF STATE INSTITUTIONS OF HIGHER LEARNING
STATE OF MISSISSIPPI

UNRESTRICTED ON-CAMPUS STUDENT CREDIT HOUR COST FOR INSTRUCTION
AND RELATED ACADEMIC SUPPORT BY LEVELS
REGULAR SESSION 1983-84

ALCORN STATE UNIVERSITY

<u>Academic Field</u>	<u>Lower Level</u>			<u>Upper Level</u>			<u>Graduate Level</u>		
	<u>Investment</u>	<u>SCH</u>	<u>SCH Cost</u>	<u>Investment</u>	<u>SCH</u>	<u>SCH Cost</u>	<u>Investment</u>	<u>SCH</u>	<u>SCH Cost</u>
Architecture	--	--	--	--	--	--	--	--	--
Nursing	363,340	862	421.51	516,171	748	690.07	--	--	--
Pharmacy	--	--	--	--	--	--	--	--	--
Agribusiness & Agri. Prod.	35,344	358	98.73	148,254	930	159.41	91,909	135	680.81
Agricultural Sciences	28,277	330	85.69	84,730	289	293.18	30,646	21	1459.33
Renewable Natural Resources	--	--	--	--	--	--	--	--	--
Architecture & Environmental Design	--	--	--	--	--	--	--	--	--
Area & Ethnic Studies	18,643	540	34.52	--	--	--	--	--	--
Business & Management	2,988	66	45.27	83,626	2,268	36.87	--	--	--
Business & Office	56,956	1,212	46.99	92,860	1,122	82.76	--	--	--
Marketing & Distribution	--	--	--	11,944	501	23.84	--	--	--
Communications	6,385	132	48.37	48,150	819	58.79	--	--	--
Communication Technologies	--	--	--	--	--	--	--	--	--
Computer & Info. Sciences	31,620	1,084	29.17	26,350	726	36.29	57,861	366	158.09
Education	482,640	6,333	76.21	480,785	3,154	152.44	306,351	738	415.11
Engineering	--	--	--	3,758	15	250.53	--	--	--
Engineering Technologies	11,295	183	61.72	30,119	231	130.38	--	--	--
Foreign Languages	51,088	867	58.92	--	--	--	--	--	--
Allied Health	--	--	--	--	--	--	--	--	--
Health Sciences	--	--	--	--	--	--	--	--	--
Home Economics	35,842	126	284.46	107,297	341	314.65	10,304	12	858.67
Vocational Home Economics	14,318	23	622.52	57,240	87	657.93	--	--	--
Industrial Arts	7,527	177	42.52	22,581	135	167.27	6,914	12	576.17
Law	--	--	--	13,813	429	32.20	--	--	--

ALCORN STATE UNIVERSITY

Unrestricted On-Campus Student Credit Hour Cost

Regular Session, 1983-84

(Continued)

<u>Academic Field</u>	<u>Lower Level</u>			<u>Upper Level</u>			<u>Graduate Level</u>		
	<u>Investment</u>	<u>SCH</u>	<u>SCH Cost</u>	<u>Investment</u>	<u>SCH</u>	<u>SCH Cost</u>	<u>Investment</u>	<u>SCH</u>	<u>SCH Cost</u>
Letters	315,680	7,428	42.50	82,913	1,064	77.93	18,954	33	574.36
Liberal/General Studies	--	--	--	--	--	--	--	--	--
Library & Archival Sciences	--	--	--	--	--	--	--	--	--
Life Sciences	154,142	3,403	45.30	92,570	1,248	74.17	48,358	131	369.14
Mathematics	172,128	6,120	28.12	31,712	543	58.40	--	--	--
Military Science	21,618	889	24.32	5,086	451	11.28	--	--	--
Multi/Interdisc. Studies	--	--	--	--	--	--	10,715	12	892.92
Parks & Recreation	--	--	--	--	--	--	--	--	--
Basic Skills	--	--	--	--	--	--	--	--	--
Personal Awareness	--	--	--	--	--	--	--	--	--
Philosophy & Religion	--	--	--	--	--	--	--	--	--
Theology	--	--	--	--	--	--	--	--	--
Physical Sciences	159,565	3,403	46.89	67,085	347	193.33	36,650	54	678.70
Science Technology	--	--	--	4,179	24	174.12	--	--	--
Psychology	77,640	1,824	42.57	48,295	742	65.09	19,120	126	151.75
Protective Services	--	--	--	--	--	--	--	--	--
Public Affairs	3,460	72	48.05	10,379	159	65.28	--	--	--
Social Sciences	242,969	5,379	45.17	152,453	2,907	52.44	39,713	60	661.88
Construction Trades	--	--	--	22,548	309	72.97	--	--	--
Mechanics & Repairing	--	--	--	45,093	354	127.38	--	--	--
Precision Production	33,961	582	58.35	37,673	273	138.00	--	--	--
Transportation & Material Moving	--	--	--	--	--	--	--	--	--
Visual & Performing Arts	450,026	2,224	202.35	71,375	164	435.21	--	--	--
TOTAL ALL PROGRAMS	2,777,452	43,617	63.68	2,399,039	20,380	117.71	677,495	1,700	398.53

BOARD OF TRUSTEES OF STATE INSTITUTIONS OF HIGHER LEARNING
STATE OF MISSISSIPPI

UNRESTRICTED ON-CAMPUS STUDENT CREDIT HOUR COST FOR INSTRUCTION
AND RELATED ACADEMIC SUPPORT BY LEVELS
REGULAR SESSION 1983-84

DELTA STATE UNIVERSITY

<u>Academic Field</u>	<u>Lower Level</u>			<u>Upper Level</u>			<u>Graduate Level</u>		
	<u>Investment</u>	<u>SCH</u>	<u>SCH Cost</u>	<u>Investment</u>	<u>SCH</u>	<u>SCH Cost</u>	<u>Investment</u>	<u>SCH</u>	<u>SCH Cost</u>
Architecture	--	--	--	--	--	--	--	--	--
Nursing	32,893	111	296.33	348,667	1,303	267.59	--	--	--
Pharmacy	--	--	--	--	--	--	--	--	--
Agribusiness & Agri. Prod.	--	--	--	--	--	--	--	--	--
Agricultural Sciences	--	--	--	--	--	--	--	--	--
Renewable Natural Resources	--	--	--	--	--	--	--	--	--
Architecture & Environmental Design	--	--	--	6,909	50	138.18	--	--	--
Area & Ethnic Studies	--	--	--	--	--	--	--	--	--
Business & Management	384,624	8,880	43.31	631,709	9,562	66.06	120,774	954	126.60
Business & Office	55,588	607	91.58	59,864	1,026	58.35	--	--	--
Marketing & Distribution	10,927	90	121.41	37,860	358	105.75	--	--	--
Communications	96,757	1,300	74.43	33,074	222	148.98	--	--	--
Communication Technologies	--	--	--	--	--	--	--	--	--
Computer & Info. Sciences	44,958	324	138.76	19,316	45	429.24	1,483	3	494.33
Education	336,568	2,393	140.65	838,123	7,508	111.63	564,731	2,574	219.40
Engineering	--	--	--	--	--	--	--	--	--
Engineering Technologies	--	--	--	--	--	--	--	--	--
Foreign Languages	70,066	687	101.99	36,701	138	265.95	--	--	--
Allied Health	--	--	--	--	--	--	--	--	--
Health Sciences	--	--	--	134,894	429	314.44	2,536	7	362.28
Home Economics	15,233	90	169.25	157,407	783	201.03	5,365	3	1788.33
Vocational Home Economics	--	--	--	--	--	--	--	--	--
Industrial Arts	--	--	--	--	--	--	--	--	--
Law	--	--	--	--	--	--	--	--	--

DELTA STATE UNIVERSITY

Unrestricted On-Campus Student Credit Hour Cost

Regular Session, 1983-84

(Continued)

<u>Academic Field</u>	<u>Lower Level</u>			<u>Upper Level</u>			<u>Graduate Level</u>		
	<u>Investment</u>	<u>SCH</u>	<u>SCH Cost</u>	<u>Investment</u>	<u>SCH</u>	<u>SCH Cost</u>	<u>Investment</u>	<u>SCH</u>	<u>SCH Cost</u>
Letters	240,225	5,124	46.88	111,939	1,020	109.74	23,371	36	649.19
Liberal/General Studies	--	--	--	--	--	--	--	--	--
Library & Archival Sciences	--	--	--	26,184	216	121.22	--	--	--
Life Sciences	97,465	1,723	56.57	176,249	1,495	117.89	51,935	154	337.24
Mathematics	190,047	3,666	51.84	26,917	366	73.54	12,746	72	177.03
Military Science	18,299	239	76.56	8,005	165	48.51	--	--	--
Multi/Interdisc. Studies	--	--	--	--	--	--	--	--	--
Parks & Recreation	--	--	--	9,396	48	195.75	2,626	15	175.07
Basic Skills	--	--	--	--	--	--	--	--	--
Personal Awareness	--	--	--	--	--	--	--	--	--
Philosophy & Religion	16,683	321	51.97	9,075	42	216.07	1,014	6	169.00
Theology	--	--	--	--	--	--	--	--	--
Physical Sciences	197,695	3,563	55.48	96,695	827	116.92	11,053	34	325.09
Science Technology	--	--	--	--	--	--	--	--	--
Psychology	80,819	2,076	38.93	67,607	671	100.75	9,824	81	121.28
Protective Services	--	--	--	76,839	1,452	52.92	--	--	--
Public Affairs	9,040	87	103.91	49,086	414	118.56	673	6	112.17
Social Sciences	312,093	5,316	58.71	141,983	1,653	85.89	43,599	129	337.98
Construction Trades	--	--	--	--	--	--	--	--	--
Mechanics & Repairing	--	--	--	--	--	--	--	--	--
Precision Production	--	--	--	--	--	--	--	--	--
Transportation & Material Moving	39,257	276	142.23	176,658	471	375.07	--	--	--
Visual & Performing Arts	502,628	3,475	144.64	416,939	2,726	152.95	102,993	156	660.21
TOTAL ALL PROGRAMS	2,751,865	40,348	68.20	3,698,096	32,990	112.10	954,723	4,230	225.70

BOARD OF TRUSTEES OF STATE INSTITUTIONS OF HIGHER LEARNING
STATE OF MISSISSIPPI

UNRESTRICTED ON-CAMPUS STUDENT CREDIT HOUR COST FOR INSTRUCTION
AND RELATED ACADEMIC SUPPORT BY LEVELS
REGULAR SESSION 1983-84

JACKSON STATE UNIVERSITY

<u>Academic Field</u>	<u>Lower Level</u>			<u>Upper Level</u>			<u>Graduate Level</u>		
	<u>Investment</u>	<u>SCH</u>	<u>SCH Cost</u>	<u>Investment</u>	<u>SCH</u>	<u>SCH Cost</u>	<u>Investment</u>	<u>SCH</u>	<u>SCH Cost</u>
Architecture	--	--	--	--	--	--	--	--	--
Nursing	--	--	--	--	--	--	--	--	--
Pharmacy	--	--	--	--	--	--	--	--	--
Agribusiness & Agri. Prod.	--	--	--	--	--	--	--	--	--
Agricultural Sciences	--	--	--	--	--	--	--	--	--
Renewable Natural Resources	--	--	--	--	--	--	--	--	--
Architecture & Environmental Design	--	--	--	--	--	--	--	--	--
Area & Ethnic Studies	53,838	507	106.19	62,844	345	182.16	24,595	114	215.75
Business & Management	246,683	6,540	37.72	756,588	13,977	54.13	184,973	1,902	97.25
Business & Office	42,312	753	56.19	97,316	1,869	52.07	--	--	--
Marketing & Distribution	--	--	--	--	--	--	--	--	--
Communications	30,039	636	47.23	143,256	1,698	84.37	10,516	36	292.11
Communication Technologies	--	--	--	60,080	765	78.54	--	--	--
Computer & Info. Sciences	233,936	8,869	26.38	118,060	2,034	58.04	163,028	1,786	91.28
Education	611,175	6,938	88.09	811,287	7,408	109.51	948,988	3,867	245.41
Engineering	3,517	45	78.15	4,814	12	401.17	--	--	--
Engineering Technologies	98,468	1,433	68.71	109,017	1,228	88.78	--	--	--
Foreign Languages	142,538	2,025	70.39	3,702	3	1234.00	15,478	18	859.89
Allied Health	--	--	--	19,316	31	623.10	9,878	48	205.79
Health Sciences	10,541	62	170.02	38,996	459	84.96	--	--	--
Home Economics	--	--	--	75,359	720	104.66	3,281	6	546.83
Vocational Home Economics	--	--	--	--	--	--	--	--	--
Industrial Arts	--	--	--	--	--	--	--	--	--
Law	--	--	--	21,778	291	74.84	--	--	--

JACKSON STATE UNIVERSITY

Unrestricted On-Campus Student Credit Hour Cost

Regular Session, 1983-84

(Continued)

Academic Field	Lower Level			Upper Level			Graduate Level		
	Investment	SCH	SCH Cost	Investment	SCH	SCH Cost	Investment	SCH	SCH Cost
Letters	643,479	14,860	43.30	191,539	2,469	77.58	104,735	552	189.74
Liberal/General Studies	--	--	--	--	--	--	--	--	--
Library & Archival Sciences	--	--	--	16,689	108	154.53	17,526	36	486.83
Life Sciences	286,495	6,918	41.41	176,710	1,145	154.33	223,626	432	517.65
Mathematics	454,963	14,223	31.99	114,987	1,428	80.52	57,208	258	221.74
Military Science	37,611	777	48.40	10,629	492	21.60	--	--	--
Multi/Interdisc. Studies	25,810	657	39.28	--	--	--	2,949	9	327.67
Parks & Recreation	22,454	38	590.89	85,322	208	410.20	--	--	--
Basic Skills	--	--	--	--	--	--	--	--	--
Personal Awareness	--	--	--	--	--	--	--	--	--
Philosophy & Religion	--	--	--	30,933	342	90.45	--	--	--
Theology	7,197	21	342.71	--	--	--	--	--	--
Physical Sciences	453,427	7,166	63.27	220,302	357	617.09	186,834	350	533.81
Science Technology	--	--	--	--	--	--	--	--	--
Psychology	176,858	3,288	53.79	246,732	1,876	131.52	38,764	303	127.93
Protective Services	75,356	894	84.29	112,047	1,254	89.35	3,281	21	156.24
Public Affairs	27,074	282	96.01	128,517	708	181.52	201,739	1,308	154.23
Social Sciences	485,495	10,359	46.87	326,285	2,740	119.08	219,807	614	357.99
Construction Trades	--	--	--	--	--	--	--	--	--
Mechanics & Repairing	--	--	--	--	--	--	--	--	--
Precision Production	--	--	--	--	--	--	--	--	--
Transportation & Material Moving	--	--	--	--	--	--	--	--	--
Visual & Performing Arts	615,265	4,736	129.91	306,558	979	313.13	65,100	164	396.95
TOTAL ALL PROGRAMS	4,784,531	92,027	51.99	4,289,663	44,946	95.44	2,482,306	11,824	209.94

BOARD OF TRUSTEES OF STATE INSTITUTIONS OF HIGHER LEARNING
STATE OF MISSISSIPPI

UNRESTRICTED ON-CAMPUS STUDENT CREDIT HOUR COST FOR INSTRUCTION
AND RELATED ACADEMIC SUPPORT BY LEVELS
REGULAR SESSION 1983-84

MISSISSIPPI STATE UNIVERSITY

<u>Academic Field</u>	<u>Lower Level</u>			<u>Upper Level</u>			<u>Graduate Level</u>		
	<u>Investment</u>	<u>SCH</u>	<u>SCH Cost</u>	<u>Investment</u>	<u>SCH</u>	<u>SCH Cost</u>	<u>Investment</u>	<u>SCH</u>	<u>SCH Cost</u>
Architecture	195,005	1,532	127.29	414,313	2,498	165.86	15,394	21	733.05
Nursing	--	--	--	--	--	--	--	--	--
Pharmacy	--	--	--	--	--	--	--	--	--
Agribusiness & Agri. Prod.	9,161	627	14.61	116,317	2,800	41.54	151,617	677	223.95
Agricultural Sciences	74,435	1,497	49.72	391,570	4,687	83.54	613,654	1,902	322.64
Renewable Natural Resources	14,433	141	102.36	343,960	1,950	176.39	245,831	426	577.07
Architecture & Environmental Design	64,378	279	230.75	342,075	1,832	186.72	66,207	87	761.00
Area & Ethnic Studies	--	--	--	--	--	--	--	--	--
Business & Management	537,044	9,294	57.78	1,611,919	27,730	58.13	470,131	2,066	227.56
Business & Office	--	--	--	135,944	2,541	53.50	26,240	46	570.43
Marketing & Distribution	--	--	--	--	--	--	71,047	59	1204.19
Communications	37,384	847	44.14	187,597	2,453	76.48	13,325	63	211.51
Communication Technologies	--	--	--	--	--	--	--	--	--
Computer & Info. Sciences	579,364	4,389	132.00	452,396	2,915	155.20	178,117	986	180.65
Education	386,558	5,839	66.20	1,600,083	20,352	78.62	1,224,218	4,921	248.77
Engineering	143,204	725	197.52	2,986,017	28,941	103.18	1,222,137	2,625	465.58
Engineering Technologies	64,595	719	89.84	364,309	2,844	128.10	14,146	103	137.34
Foreign Languages	376,629	6,052	62.23	77,405	458	169.01	49,588	213	232.81
Allied Health	3,524	32	110.12	46,876	262	178.92	24,339	43	566.02
Health Sciences	--	--	--	6,797	90	75.52	--	--	--
Home Economics	46,147	1,108	41.65	217,622	2,728	79.77	17,836	93	191.78
Vocational Home Economics	--	--	--	115,144	1,311	87.83	6,687	30	222.90
Industrial Arts	--	--	--	--	--	--	--	--	--
Law	75,561	2,505	30.16	44,755	726	61.65	1,776	24	74.00

MISSISSIPPI STATE UNIVERSITY

Unrestricted On-Campus Student Credit Hour Cost

Regular Session, 1983-84

(Continued)

Academic Field	Lower Level			Upper Level			Graduate Level		
	Investment	SCH	SCH Cost	Investment	SCH	SCH Cost	Investment	SCH	SCH Cost
Letters	1,031,879	15,447	66.80	236,464	2,982	79.30	72,746	232	313.56
Liberal/General Studies	--	--	--	--	--	--	--	--	--
Library & Archival Sciences	--	--	--	33,705	121	278.55	15,890	27	588.52
Life Sciences	305,862	9,524	32.11	374,203	4,150	90.17	640,122	2,045	313.02
Mathematics	833,312	19,796	42.10	322,414	4,148	77.73	186,626	1,416	131.80
Military Science	49,097	1,754	27.99	25,478	705	36.14	--	--	--
Multi/Interdisc. Studies	--	--	--	--	--	--	--	--	--
Parks & Recreation	--	--	--	--	--	--	--	--	--
Basic Skills	--	--	--	--	--	--	--	--	--
Personal Awareness	--	--	--	--	--	--	--	--	--
Philosophy & Religion	34,599	1,164	29.72	71,176	429	165.91	8,082	27	299.33
Theology	--	--	--	--	--	--	--	--	--
Physical Sciences	772,089	16,586	46.55	352,573	3,733	94.45	261,227	616	424.07
Science Technology	--	--	--	--	--	--	--	--	--
Psychology	43,762	4,662	9.39	163,112	2,037	80.07	163,907	811	202.10
Protective Services	--	--	--	9,054	45	201.20	488	3	162.67
Public Affairs	--	--	--	71,485	298	239.88	--	--	--
Social Sciences	918,603	28,268	32.50	645,313	6,011	107.35	606,874	1,914	317.07
Construction Trades	--	--	--	--	--	--	--	--	--
Mechanics & Repairing	--	--	--	--	--	--	--	--	--
Precision Production	268,231	3,585	74.82	36,108	279	129.42	--	--	--
Transportation & Material Moving	--	--	--	--	--	--	--	--	--
Visual & Performing Arts	790,040	6,768	116.73	470,904	1,864	252.63	68,786	64	1074.78
TOTAL ALL PROGRAMS	7,654,896	143,140	53.48	12,267,088	133,920	91.60	6,437,038	21,540	298.84

BOARD OF TRUSTEES OF STATE INSTITUTIONS OF HIGHER LEARNING
STATE OF MISSISSIPPI

UNRESTRICTED ON-CAMPUS STUDENT CREDIT HOUR COST FOR INSTRUCTION
AND RELATED ACADEMIC SUPPORT BY LEVELS
REGULAR SESSION 1983-84

MISSISSIPPI UNIVERSITY FOR WOMEN

<u>Academic Field</u>	<u>Lower Level</u>			<u>Upper Level</u>			<u>Graduate Level</u>		
	<u>Investment</u>	<u>SCH</u>	<u>SCH Cost</u>	<u>Investment</u>	<u>SCH</u>	<u>SCH Cost</u>	<u>Investment</u>	<u>SCH</u>	<u>SCH Cost</u>
Architecture	--	--	--	--	--	--	--	--	--
Nursing	532,258	3,441	154.68	421,914	2,065	204.32	269,227	373	721.79
Pharmacy	--	--	--	--	--	--	--	--	--
Agribusiness & Agri. Prod.	--	--	--	--	--	--	--	--	--
Agricultural Sciences	--	--	--	--	--	--	--	--	--
Renewable Natural Resources	--	--	--	--	--	--	--	--	--
Architecture & Environmental Design	--	--	--	12,390	96	129.06	--	--	--
Area & Ethnic Studies	--	--	--	--	--	--	--	--	--
Business & Management	56,977	1,209	47.13	131,966	2,895	736.43	7,345	69	106.45
Business & Office	79,136	1,494	52.97	34,820	393	88.60	3,165	3	1055.00
Marketing & Distribution	--	--	--	--	--	--	--	--	--
Communications	70,003	1,041	67.25	134,039	495	270.79	--	--	--
Communication Technologies	--	--	--	--	--	--	--	--	--
Computer & Info. Sciences	--	--	--	12,662	111	114.07	3,165	3	1055.00
Education	200,386	1,764	113.60	447,604	3,143	142.41	94,592	423	223.62
Engineering	--	--	--	--	--	--	--	--	--
Engineering Technologies	--	--	--	--	--	--	--	--	--
Foreign Languages	75,776	543	139.55	16,840	33	510.30	--	--	--
Allied Health	--	--	--	--	--	--	--	--	--
Health Sciences	30,220	156	193.72	45,834	150	305.56	9,570	45	212.67
Home Economics	69,662	511	136.32	215,851	1,458	148.05	67,698	116	583.60
Vocational Home Economics	--	--	--	--	--	--	--	--	--
Industrial Arts	--	--	--	--	--	--	--	--	--
Law	6,331	177	35.77	22,159	282	78.58	--	--	--

MISSISSIPPI UNIVERSITY FOR WOMEN
Unrestricted On-Campus Student Credit Hour Cost
Regular Session, 1983-84
(Continued)

Academic Field	Lower Level			Upper Level			Graduate Level		
	Investment	SCH	SCH Cost	Investment	SCH	SCH Cost	Investment	SCH	SCH Cost
Letters	239,960	3,231	74.27	42,264	267	158.29	--	--	--
Liberal/General Studies	--	--	--	273	30	9.10	--	--	--
Library & Archival Sciences	--	--	--	11,427	90	126.97	--	--	--
Life Sciences	175,319	3,549	49.40	82,293	714	115.26	14,312	13	1100.92
Mathematics	96,604	2,207	43.77	28,623	222	128.93	--	--	--
Military Science	728	32	22.75	910	26	35.00	--	--	--
Multi/Interdisc. Studies	1,412	50	28.24	19,397	219	88.57	--	--	--
Parks & Recreation	--	--	--	--	--	--	--	--	--
Basic Skills	--	--	--	--	--	--	--	--	--
Personal Awareness	--	--	--	--	--	--	--	--	--
Philosophy & Religion	29,468	375	78.58	4,210	51	82.55	--	--	--
Theology	--	--	--	--	--	--	--	--	--
Physical Sciences	132,382	2,295	57.68	53,670	201	267.01	--	--	--
Science Technology	--	--	--	--	--	--	--	--	--
Psychology	39,377	1,248	31.55	35,001	160	218.76	--	--	--
Protective Services	--	--	--	--	--	--	--	--	--
Public Affairs	--	--	--	8,585	63	136.27	--	--	--
Social Sciences	110,678	2,649	41.78	152,969	2,126	71.95	696	9	77.33
Construction Trades	--	--	--	--	--	--	--	--	--
Mechanics & Repairing	--	--	--	--	--	--	--	--	--
Precision Production	--	--	--	--	--	--	--	--	--
Transportation & Material Moving	--	--	--	--	--	--	--	--	--
Visual & Performing Arts	349,513	1,745	200.29	197,995	1,153	171.72	2,608	3	869.33
TOTAL ALL PROGRAMS	2,296,190	27,717	82.84	2,133,696	16,443	129.76	472,378	1,057	446.90

BOARD OF TRUSTEES OF STATE INSTITUTIONS OF HIGHER LEARNING
STATE OF MISSISSIPPI

UNRESTRICTED ON-CAMPUS STUDENT CREDIT HOUR COST FOR INSTRUCTION
AND RELATED ACADEMIC SUPPORT BY LEVELS
REGULAR SESSION 1983-84

MISSISSIPPI VALLEY STATE UNIVERSITY

<u>Academic Field</u>	<u>Lower Level</u>			<u>Upper Level</u>			<u>Graduate Level</u>		
	<u>Investment</u>	<u>SCH</u>	<u>SCH Cost</u>	<u>Investment</u>	<u>SCH</u>	<u>SCH Cost</u>	<u>Investment</u>	<u>SCH</u>	<u>SCH Cost</u>
Architecture	--	--	--	--	--	--	--	--	--
Nursing	--	--	--	--	--	--	--	--	--
Pharmacy	--	--	--	--	--	--	--	--	--
Agribusiness & Agri. Prod.	--	--	--	--	--	--	--	--	--
Agricultural Sciences	--	--	--	--	--	--	--	--	--
Renewable Natural Resources	--	--	--	8,459	36	234.97	--	--	--
Architecture & Environmental Design	--	--	--	--	--	--	--	--	--
Area & Ethnic Studies	--	--	--	--	--	--	--	--	--
Business & Management	55,602	1,539	36.13	113,713	3,334	34.11	--	--	--
Business & Office	36,683	588	62.39	73,365	905	81.07	--	--	--
Marketing & Distribution	--	--	--	--	--	--	--	--	--
Communications	--	--	--	5,192	57	91.09	--	--	--
Communication Technologies	--	--	--	13,518	228	59.29	--	--	--
Computer & Info. Sciences	34,698	1,846	18.80	44,337	1,670	26.55	--	--	--
Education	342,668	7,751	44.21	425,400	3,789	112.27	73,892	858	86.12
Engineering	--	--	--	--	--	--	--	--	--
Engineering Technologies	87,924	1,056	83.26	150,734	1,599	94.27	40,031	237	168.91
Foreign Languages	38,938	639	60.94	--	--	--	--	--	--
Allied Health	--	--	--	--	--	--	--	--	--
Health Sciences	--	--	--	4,633	24	193.04	8,007	63	127.10
Home Economics	8,027	129	62.22	37,456	468	80.03	--	--	--
Vocational Home Economics	--	--	--	--	--	--	--	--	--
Industrial Arts	--	--	--	--	--	--	--	--	--
Law	--	--	--	--	--	--	--	--	--

MISSISSIPPI VALLEY STATE UNIVERSITY

Unrestricted On-Campus Student Credit Hour Cost

Regular Session, 1983-84

(Continued)

<u>Academic Field</u>	<u>Lower Level</u>			<u>Upper Level</u>			<u>Graduate Level</u>		
	<u>Investment</u>	<u>SCH</u>	<u>SCH Cost</u>	<u>Investment</u>	<u>SCH</u>	<u>SCH Cost</u>	<u>Investment</u>	<u>SCH</u>	<u>SCH Cost</u>
Letters	272,559	8,205	33.22	59,702	538	110.97	--	--	--
Liberal/General Studies	--	--	--	--	--	--	--	--	--
Library & Archival Sciences	--	--	--	--	--	--	--	--	--
Life Sciences	105,758	2,973	35.57	87,245	859	101.57	8,007	40	200.18
Mathematics	127,225	6,075	20.94	34,697	329	105.46	--	--	--
Military Science	26,631	366	72.76	16,286	224	72.71	--	--	--
Multi/Interdisc. Studies	--	--	--	--	--	--	--	--	--
Parks & Recreation	2,820	39	72.31	28,198	290	97.23	--	--	--
Basic Skills	57,937	1,235	46.91	--	--	--	--	--	--
Personal Awareness	--	--	--	--	--	--	--	--	--
Philosophy & Religion	10,383	252	41.20	--	--	--	--	--	--
Theology	--	--	--	--	--	--	--	--	--
Physical Sciences	65,541	2,270	28.87	44,335	274	161.81	--	--	--
Science Technology	--	--	--	--	--	--	--	--	--
Psychology	79,698	2,535	31.44	--	--	--	--	--	--
Protective Services	24,079	711	33.87	21,403	624	34.30	--	--	--
Public Affairs	20,675	219	94.41	117,158	895	130.90	--	--	--
Social Sciences	93,640	5,577	16.79	112,365	2,795	40.20	--	--	--
Construction Trades	--	--	--	--	--	--	--	--	--
Mechanics & Repairing	--	--	--	7,116	36	197.67	--	--	--
Precision Production	--	--	--	--	--	--	--	--	--
Transportation & Material Moving	--	--	--	--	--	--	--	--	--
Visual & Performing Arts	267,023	3,923	68.07	172,368	595	289.69	--	--	--
TOTAL ALL PROGRAMS	1,758,509	47,928	36.69	1,577,680	19,569	80.62	129,937	1,198	108.46

BOARD OF TRUSTEES OF STATE INSTITUTIONS OF HIGHER LEARNING
STATE OF MISSISSIPPI

UNRESTRICTED ON-CAMPUS STUDENT CREDIT HOUR COST FOR INSTRUCTION
AND RELATED ACADEMIC SUPPORT BY LEVELS
REGULAR SESSION 1983-84

UNIVERSITY OF MISSISSIPPI

<u>Academic Field</u>	<u>Lower Level</u>			<u>Upper Level</u>			<u>Graduate Level</u>		
	<u>Investment</u>	<u>SCH</u>	<u>SCH Cost</u>	<u>Investment</u>	<u>SCH</u>	<u>SCH Cost</u>	<u>Investment</u>	<u>SCH</u>	<u>SCH Cost</u>
Architecture	--	--	--	--	--	--	--	--	--
Nursing	--	--	--	--	--	--	--	--	--
Pharmacy	--	--	--	442,904	3,025	146.41	110,347	83	1329.48
Agribusiness & Agri. Prod.	--	--	--	--	--	--	--	--	--
Agricultural Sciences	--	--	--	--	--	--	--	--	--
Renewable Natural Resources	--	--	--	--	--	--	--	--	--
Architecture & Environmental Design	11,252	102	110.31	41,462	153	270.99	91,418	176	519.42
Area & Ethnic Studies	--	--	--	--	--	--	--	--	--
Business & Management	504,655	11,169	45.18	1,603,145	26,851	59.71	570,949	2,165	263.72
Business & Office	193,662	2,322	83.40	217,533	2,206	98.61	--	--	--
Marketing & Distribution	--	--	--	85,728	993	86.33	16,139	6	2689.83
Communications	108,901	939	115.98	293,241	2,679	109.46	56,467	180	313.71
Communication Technologies	--	--	--	10,334	81	127.58	--	--	--
Computer & Info. Sciences	175,615	3,243	54.15	90,244	1,086	83.10	94,661	344	275.18
Education	516,982	6,391	80.89	829,647	11,488	72.22	864,768	3,330	259.69
Engineering	92,816	451	205.80	1,186,701	7,972	148.86	423,808	1,128	375.72
Engineering Technologies	--	--	--	--	--	--	--	--	--
Foreign Languages	446,544	6,067	73.60	115,937	436	265.91	46,876	66	710.24
Allied Health	--	--	--	--	--	--	--	--	--
Health Sciences	39,687	348	114.04	182,036	1,937	93.98	493,645	1,307	377.69
Home Economics	67,967	981	69.28	135,259	3,217	42.05	45,424	108	420.59
Vocational Home Economics	--	--	--	13,021	78	166.94	3,976	29	137.10
Industrial Arts	--	--	--	--	--	--	--	--	--
Law	--	--	--	337	6	56.17	1,714,169	12,954	132.33

UNIVERSITY OF MISSISSIPPI

Unrestricted On-Campus Student Credit Hour Cost

Regular Session, 1983-84

(Continued)

<u>Academic Field</u>	<u>Lower Level</u>			<u>Upper Level</u>			<u>Graduate Level</u>		
	<u>Investment</u>	<u>SCH</u>	<u>SCH Cost</u>	<u>Investment</u>	<u>SCH</u>	<u>SCH Cost</u>	<u>Investment</u>	<u>SCH</u>	<u>SCH Cost</u>
Letters	807,545	14,950	54.02	232,450	2,878	80.77	169,579	611	277.54
Liberal/General Studies	--	--	--	--	--	--	--	--	--
Library & Archival Sciences	--	--	--	26,795	48	558.23	66,539	87	764.82
Life Sciences	338,439	6,381	53.04	615,377	5,791	106.26	457,366	583	784.50
Mathematics	596,411	13,245	45.03	81,793	1,038	78.80	103,578	219	472.96
Military Science	70,793	1,672	42.34	56,340	883	63.81	--	--	--
Multi/Interdisc. Studies	--	--	--	--	--	--	--	--	--
Parks & Recreation	10,990	65	169.08	21,459	348	61.66	6,622	69	95.97
Basic Skills	81,148	1,332	60.92	--	--	--	--	--	--
Personal Awareness	50,274	710	70.81	5,287	6	881.17	--	--	--
Philosophy & Religion	63,915	1,581	40.43	62,557	796	78.59	13,274	18	737.44
Theology	--	--	--	--	--	--	--	--	--
Physical Sciences	778,843	10,851	71.78	469,640	2,495	188.23	702,081	820	856.20
Science Technology	--	--	--	--	--	--	--	--	--
Psychology	111,042	4,797	23.15	182,561	2,007	90.96	336,941	1,107	304.37
Protective Services	11,256	612	18.39	66,736	1,077	61.96	18,539	18	1029.94
Public Affairs	10,311	36	286.42	188,204	1,894	99.37	31,651	150	211.01
Social Sciences	703,665	16,097	43.71	589,061	4,856	121.31	309,799	600	516.33
Construction Trades	--	--	--	--	--	--	--	--	--
Mechanics & Repairing	--	--	--	--	--	--	--	--	--
Precision Production	--	--	--	--	--	--	--	--	--
Transportation & Material Moving	--	--	--	--	--	--	--	--	--
Visual & Performing Arts	730,092	7,394	98.74	556,669	3,273	170.08	378,598	714	530.25
TOTAL ALL PROGRAMS	6,522,805	111,736	58.38	8,402,458	89,598	93.78	7,127,214	26,872	265.23

BOARD OF TRUSTEES OF STATE INSTITUTIONS OF HIGHER LEARNING
STATE OF MISSISSIPPI

UNRESTRICTED ON-CAMPUS STUDENT CREDIT HOUR COST FOR INSTRUCTION
AND RELATED ACADEMIC SUPPORT BY LEVELS
REGULAR SESSION 1983-84

UNIVERSITY OF SOUTHERN MISSISSIPPI

<u>Academic Field</u>	<u>Lower Level</u>			<u>Upper Level</u>			<u>Graduate Level</u>		
	<u>Investment</u>	<u>SCH</u>	<u>SCH Cost</u>	<u>Investment</u>	<u>SCH</u>	<u>SCH Cost</u>	<u>Investment</u>	<u>SCH</u>	<u>SCH Cost</u>
Architecture	--	--	--	--	--	--	--	--	--
Nursing	--	--	--	1,203,587	9,981	120.59	435,744	646	674.53
Pharmacy	--	--	--	--	--	--	--	--	--
Agribusiness & Agri. Prod.	--	--	--	--	--	--	--	--	--
Agricultural Sciences	--	--	--	5,161	12	430.08	4,294	9	477.11
Renewable Natural Resources	--	--	--	--	--	--	--	--	--
Architecture & Environmental Design	23,574	213	110.68	95,385	583	163.61	9,252	48	192.75
Area & Ethnic Studies	--	--	--	9,744	45	216.53	411	3	137.00
Business & Management	604,130	11,427	52.87	1,714,829	29,784	57.58	324,496	2,001	162.17
Business & Office	54,739	905	60.48	106,131	720	147.40	6,551	21	311.95
Marketing & Distribution	--	--	--	82,735	1,263	65.51	4,763	45	105.84
Communications	52,332	786	66.58	545,465	3,127	174.44	106,584	847	125.84
Communication Technologies	94,946	878	108.14	90,530	1,044	86.71	683	6	113.83
Computer & Info. Sciences	239,758	6,045	39.66	730,335	12,272	59.51	181,228	745	243.26
Education	437,761	4,197	104.30	2,104,301	18,498	113.76	1,532,272	4,667	328.32
Engineering	--	--	--	45,732	395	115.78	3,633	30	121.10
Engineering Technologies	259,026	2,525	102.58	367,486	4,075	90.18	8,271	24	344.62
Foreign Languages	238,152	3,222	73.91	81,941	300	273.14	7,407	10	740.70
Allied Health	6,990	62	112.74	277,379	1,549	179.07	10,721	5	2144.20
Health Sciences	24,341	420	57.95	117,815	938	125.60	320,205	911	351.49
Home Economics	87,440	1,043	83.83	316,748	2,998	105.65	61,104	124	492.77
Vocational Home Economics	22,775	534	42.65	195,007	1,878	103.84	74,223	192	386.58
Industrial Arts	--	--	--	--	--	--	--	--	--
Law	--	--	--	3,334	150	22.23	--	--	--

UNIVERSITY OF SOUTHERN MISSISSIPPI

Unrestricted On-Campus Student Credit Hour Cost
Regular Session, 1983-84
(Continued)

Academic Field	Lower Level			Upper Level			Graduate Level		
	Investment	SCH	SCH Cost	Investment	SCH	SCH Cost	Investment	SCH	SCH Cost
Letters	750,244	13,257	56.59	457,849	6,434	71.16	156,881	595	263.67
Liberal/General Studies	--	--	--	--	--	--	--	--	--
Library & Archival Sciences	40,496	65	623.01	50,215	114	440.48	186,450	675	276.22
Life Sciences	526,127	9,125	57.66	335,120	2,546	131.63	398,460	741	537.73
Mathematics	559,522	12,892	43.40	215,165	4,116	52.27	72,649	251	289.44
Military Science	28,557	3,380	8.45	19,409	1,478	13.13	--	--	--
Multi/Interdisc. Studies	50,073	510	98.18	320,298	835	383.59	--	--	--
Parks & Recreation	88,346	594	148.73	89,923	1,195	75.25	24,254	105	230.99
Basic Skills	37,603	310	121.30	--	--	--	--	--	--
Personal Awareness	14,806	213	69.51	--	--	--	--	--	--
Philosophy & Religion	118,700	2,850	41.65	46,600	432	107.87	37,589	112	335.62
Theology	--	--	--	--	--	--	--	--	--
Physical Sciences	869,680	12,545	69.32	533,555	3,546	150.47	587,401	1,583	371.07
Science Technology	--	--	--	--	--	--	--	--	--
Psychology	78,398	5,727	13.69	431,194	5,973	72.19	720,092	3,888	185.21
Protective Services	18,912	564	33.53	273,766	3,164	86.53	54,548	343	159.03
Public Affairs	9,871	180	54.84	38,495	285	135.07	525,866	1,619	324.81
Social Sciences	703,420	18,144	38.77	490,167	5,829	84.09	296,174	852	347.62
Construction Trades	--	--	--	--	--	--	--	--	--
Mechanics & Repairing	--	--	--	--	--	--	--	--	--
Precision Production	--	--	--	--	--	--	--	--	--
Transportation & Material Moving	--	--	--	--	--	--	--	--	--
Visual & Performing Arts	894,085	8,558	104.47	925,012	3,907	236.76	513,413	1,263	406.50
TOTAL ALL PROGRAMS	6,934,804	121,171	57.23	12,320,413	129,466	95.16	6,665,619	22,361	298.09