


BOARD OF TRUSTEES OF STATE  
INSTITUTIONS OF HIGHER LEARNING  
STATE OF MISSISSIPPI

Fall 82  
SP 83



STATISTICAL REPORT OF INFORMATION REGARDING THE ENROLLMENT, STUDENT CREDIT HOURS, DEGREES  
CONFERRED AND FINANCES OF THE STATE-SUPPORTED UNIVERSITIES IN MISSISSIPPI FOR THE SUMMER OF 1982  
AND THE 1982-83 REGULAR SESSION  
NOVEMBER, 1983



BOARD OF TRUSTEES OF STATE INSTITUTIONS OF HIGHER LEARNING  
STATE OF MISSISSIPPI

Robert W. Harrison, Jr., D.D.S.  
Yazoo City

John R. Lovelace, M.D.  
Batesville

Members with terms expiring May 7, 1992:

Thomas D. Bourdeaux, Meridian  
Bryce Griffis, Starkville  
William M. Jones, Jackson  
George T. Watson, Pass Christian

Members with terms expiring May 7, 1988:

Charles C. Jacobs, Jr., Cleveland  
John R. Lovelace, M.D., Batesville  
Neal Denton Rogers, Jr., Pontotoc  
Betty A. Williams, Columbus

Members with terms expiring May 7, 1984:

Bobby L. Chain, Hattiesburg  
Robert W. Harrison, Jr., D.D.S., Yazoo City  
Travis E. Parker, Drew  
Miriam Q. Simmons, Columbia  
James E. Woods, Olive Branch

Executive Secretary and Director

E. E. Thrash, Jackson



BOARD OF TRUSTEES OF STATE INSTITUTIONS OF HIGHER LEARNING  
STATE OF MISSISSIPPI

Executive Office Staff of the Board

Mrs. Nancy Anderson.....	Financial Analysis Assistant
Ms. Eunice Avant.....	Accountant
Mr. Thomas F. Bethley.....	Information Specialist
Mr. Robert Bell.....	Associate Director for Financial and Management Information
Mrs. Virginia Boyd.....	Research Assistant
Mr. John Bowman.....	Engineer
Mrs. Ronnie Brinkley.....	Financial Aid Accountant
Mrs. Agatha Bradford.....	Academic Programs Assistant
Dr. Joe Dell Brasel.....	Academic Programs Specialist
Mrs. Marilyn Burnett.....	Higher Education Specialist
Mrs. Berry Clark.....	Administrative Assistant for Collections
Mr. Andre' Curry.....	Accountant
Dr. James L. Flippin.....	Associate Director for Student Financial Aid
Mrs. Anne Grayson.....	Student Counselor/Office Administrator
Ms. Libby Howard.....	Research Assistant
Dr. Peggy Keheley.....	Associate Director for Nursing Education
Mr. Howard Lett.....	Educational Information Consultant
Mr. Jesse M. Martin.....	Director of Financial Aid
Ms. Lucy Martin.....	Director of Financial Analysis
Dr. Thomas Meredith.....	Associate Director for Programs and Planning
Mrs. Karen Monroe.....	Administrative Assistant
Mrs. Christy Montgomery.....	Editor
Dr. Charles Pickett.....	Visiting Professor for Academic Programs Review
Mrs. Ruth Prestage.....	Administrative Assistant
Mr. Joe Pursell.....	Director of New Construction
Mr. J. L. Scott.....	Associate Director of Construction and Physical Affairs
Ms. Dottie Strain.....	Assistant Financial Aid Officer
Mrs. Sylvia Thornton.....	Administrative Assistant
Ms. Fannie Ware.....	Research Assistant-Records Management
Dr. E. E. Thrash.....	Executive Secretary and Director



## PREFACE

This statistical report contains data which provide insight into the operation of the public universities in Mississippi during the summer of 1982 and the 1982-83 Regular Session. It contains the primary measures of academic production: enrollments, classes, student credit hours, and degrees awarded. It also contains the revenues and expenditures for the eight universities in Mississippi.

Enrollments are shown by semester or quarter, on-campus or off-campus. The enrollments are depicted by full-time and part-time, school/division, resident and non-resident, and full-time equivalent. Extension class enrollments are reported as enrollees in class.

The student credit hour production is classified into fields of study according to the Higher Education General Information Survey (HEGIS) Taxonomy. The student credit hours are shown according to class levels, on-campus and off-campus, and regular session and summer session. These data are matched with the actual investments for 1982-83 in determining the cost per student credit hour to be used in the "formula" calculation of the state appropriation requests.

This publication also shows the number of degrees awarded from July 1, 1982, through June 30, 1983. These are broken down by baccalaureate, master's, specialist and sixth year, and doctoral degree programs according to the Classification of Instructional Programs (CIP) system. Associate degrees and certificates awarded during the same period are displayed as well.


Actual revenues received during the fiscal year are reported according to source of income from restricted and unrestricted funds, and the percents of each source derived from total Education and General income are shown in the report.



Information regarding actual expenditures for restricted and unrestricted purposes is reported according to functions. The investment per student credit hour for instruction has been derived using only expenditures of unrestricted current General Funds. The data depicting investment per student credit hour by instruction have been classified in the academic fields listed by HEGIS.

Data reflecting student credit hour investment for instruction are used to determine the rate per student credit hour in 1982-83. This rate, applied by groups to the total production of an institution for the year 1982-83, forms the base for the allocation of state appropriations to each institution for fiscal year 1985.

Statistics for the year 1982-83 are available in other publications of the Board of Trustees. The January, 1983, statistical report includes information about enrollment, residence, and dormitory utilization for the first term only of 1982-83. Scholarships and financial aid awarded are also shown in the same publication.

A handwritten signature in dark ink, appearing to read "E. E. Thrash", is positioned above the printed name and title.

E. E. Thrash  
Executive Secretary and Director



# TABLE OF CONTENTS

## I

### ENROLLMENTS 1982-83 REGULAR SESSION

	<u>Page</u>
<u>Total Headcount Enrollment, On-Campus and Off-Campus, Including Extension-----</u>	1
<u>Total Full-Time Equivalent Enrollment, On-Campus and Off-Campus, Excluding Extension-----</u>	2
<u>Enrollment On-Campus, Regular Session 1982-83</u>	
Enrollment by Institution-----	3
Full-Time Students by Institution-----	3
Part-Time Students by Institution-----	3
Full-Time Equivalent Students (FTE) by Institution-----	3
Total Enrollment, All Institutions, by Full-Time, Part-Time, FTE-----	3
Five-Year Comparison, On-Campus Headcount Enrollment-----	4
Enrollment by Level-----	5-6
Residents of Mississippi-----	5-6
Non-Residents of Mississippi-----	5-6
Total Enrollment, All Institutions, by Level and by Resident/Non-Resident-----	7
School/Division Enrollment by Institutions and by Semester-----	8-9
Total School/Division Enrollment, All Institutions-----	10
Medical Center Enrollment-----	11-13
<u>Enrollment Off-Campus, Regular Session 1982-83</u>	
Degree Granting Off-Campus Centers, Enrollment by Level and by Resident/Non-Resident-----	14-15
Resident Centers, Enrollment by Level and by Resident/Non-Resident-----	16
Degree-Granting Off-Campus Centers, Enrollment by School/Division-----	17-18
Resident Centers, Enrollment by School/Division-----	19
Degree-Granting Off-Campus Centers, Enrollment by Level and FTE-----	20
Resident Centers, Enrollment by Level and FTE-----	21
Total Enrollment, All Universities, Degree-Granting Off-Campus Centers-----	22
Total Enrollment, All Universities, Resident Centers-----	22



	<u>Page</u>
Extension Enrollees by Level and by School/Division-----	23
Extension Classes by Level-----	23
<u>Public/Private Higher Education Enrollment Comparison-----</u>	<u>24</u>

II

ENROLLMENTS 1982 SUMMER SESSION

<u>Total Headcount Enrollment, On-Campus and Off-Campus, Including Extension-----</u>	<u>25</u>
<u>Total Full-Time Equivalent Enrollment, On-Campus and Off-Campus, Excluding Extension-----</u>	<u>26</u>
<u>Enrollment On-Campus, Summer 1982</u>	
Enrollment by Level, by Resident/Non-Resident, and by Term-----	27-28
Total Enrollment, All Universities, by Level, by Resident/Non-Resident, and by Term-----	29
Enrollment by School/Division-----	30-31
Medical Center Enrollment-----	32-33
<u>Enrollment Off-Campus, Summer 1982</u>	
Degree-Granting Off-Campus Centers, Enrollment by Level and by Resident/Non-Resident-----	34
Resident Centers, Enrollment by Level and by Resident/Non-Resident-----	35
Degree-Granting Off-Campus Centers, Enrollment by School/Division-----	36
Resident Centers, Enrollment by School/Division-----	37
Extension Enrollees by School/Division and by Level-----	38
Extension Classes by Level-----	38

III

DEGREES CONFERRED 1982-83

<u>Classification of Instructional Programs-----</u>	<u>39-40</u>
--	--------------



	<u>Page</u>
<u>Total Degrees Conferred by Level and by Institution-----</u>	41
<u>Baccalaureate Degrees Conferred by CIP Fields-----</u>	42-56
<u>Master's Degrees Conferred by CIP Fields-----</u>	57-65
<u>Specialist and Sixth-Year Degrees Conferred by CIP Fields-----</u>	66
<u>Doctor's Degrees Conferred by CIP Fields-----</u>	67-69
<u>Less Than Four-Year Degrees and Awards-----</u>	70

#### IV

#### STUDENT CREDIT HOURS PRODUCED BY LEVEL AND BY HEGIS FIELDS OF STUDY, 1982-83 REGULAR SESSION

<u>On-Campus and Off-Campus Summary-----</u>	71
<u>On-Campus 1982-83 Regular Session</u>	
Alcorn State University-----	72
Delta State University-----	73
Jackson State University-----	74
Mississippi State University-----	75
Mississippi University for Women-----	76
Mississippi Valley State University-----	77
University of Mississippi-----	78
University of Southern Mississippi-----	79
<u>Off-Campus 1982-83 Regular Session</u>	
<u>Degree-Granting Off-Campus Centers</u>	
Mississippi State University - Jackson-----	80
Mississippi State University - Meridian-----	81



	<u>Page</u>
Mississippi State University - Vicksburg Engineering-----	82
University of Mississippi - Jackson-----	83
University of Mississippi - Tupelo-----	84
University of Southern Mississippi - Gulf Park-----	85
University of Southern Mississippi - Jackson-----	86
University of Southern Mississippi - Natchez-----	87
 <u>Resident Centers</u>	
Mississippi State University - Vicksburg-----	88
University of Mississippi - Booneville-----	89
University of Mississippi - Southaven-----	90
University of Southern Mississippi - Jackson County-----	91
 <u>Extension Classes</u>	
Delta State University-----	92
Jackson State University-----	93
Mississippi State University-----	94
Mississippi Valley State University-----	95
University of Mississippi-----	96
University of Southern Mississippi-----	97

V

STUDENT CREDIT HOURS PRODUCED BY LEVEL  
AND BY HEGIS FIELDS OF STUDY, 1982 SUMMER SESSION

<u>On-Campus and Off-Campus Summary-----</u>	98
 <u>On-Campus, 1982 Summer Session</u>	
Alcorn State University-----	99
Delta State University-----	100
Jackson State University-----	101



	<u>Page</u>
Mississippi State University-----	102
Mississippi University for Women-----	103
Mississippi Valley State University-----	104
University of Mississippi-----	105
University of Southern Mississippi-----	106

#### Off-Campus, 1982 Summer Session

##### Degree-Granting Off-Campus Centers

Mississippi State University - Jackson-----	107
Mississippi State University - Meridian-----	108
Mississippi State University - Vicksburg Engineering-----	109
University of Mississippi - Jackson-----	110
University of Mississippi - Tupelo-----	111
University of Southern Mississippi - Gulf Park-----	112
University of Southern Mississippi - Jackson-----	113
University of Southern Mississippi - Natchez-----	114

##### Resident Centers

Mississippi State University - Vicksburg-----	115
University of Mississippi - Booneville-----	116
University of Mississippi - Southaven-----	117
University of Southern Mississippi - Jackson County-----	118

##### Extension Classes

Delta State University-----	119
Mississippi State University-----	120
Mississippi Valley State University-----	121
University of Mississippi-----	122
University of Southern Mississippi-----	123



REVENUES AND EXPENDITURES BY RESTRICTED AND UNRESTRICTED  
SOURCES; INVESTMENT AND STUDENT CREDIT HOUR COST BY LEVEL, BY FIELD,  
AND BY INSTITUTION  
1982-83 REGULAR SESSION

	<u>Page</u>
<u>Revenues and Expenditures Summary</u>	
Revenues by Restricted and Unrestricted Sources-----	125
Percent of Restricted and Unrestricted Revenues for Education and General Purposes-----	126
Restricted and Unrestricted Expenditures by Function-----	127
Percent of Restricted and Unrestricted Expenditures for Education and General Purposes-----	128
<u>Unrestricted Revenues and Expenditures</u>	
Revenues by Unrestricted Sources-----	129
Percent of Unrestricted Revenues for Education and General Purposes-----	130
Unrestricted Expenditures by Function-----	131
Percent of Unrestricted Expenditures for Education and General Purposes-----	132
<u>Restricted Revenues and Expenditures</u>	
Revenues by Restricted Sources-----	133
Percent of Restricted Revenues for Education and General Purposes-----	134
Restricted Expenditures by Function-----	135
Percent of Restricted Expenditures for Education and General Purposes-----	136
<u>Unrestricted On-Campus Student Credit Hour Cost for Instruction and Related Academic Support by Level</u>	
Alcorn State University-----	137
Delta State University-----	138
Jackson State University-----	139
Mississippi State University-----	140
Mississippi University for Women-----	141
Mississippi Valley State University-----	142
University of Mississippi-----	143
University of Southern Mississippi-----	144



I

ENROLLMENTS 1982-83  
REGULAR SESSION



BOARD OF TRUSTEES OF STATE INSTITUTIONS OF HIGHER LEARNING  
STATE OF MISSISSIPPI

HEADCOUNT ENROLLMENT, ON-CAMPUS AND OFF-CAMPUS, INCLUDING EXTENSION ENROLLEES  
1982-83

Institution	Fall Session				Winter Quarter				Spring Session			
	Lower	Upper	Graduate	Total	Lower	Upper	Graduate	Total	Lower	Upper	Graduate	Total
<u>ON-CAMPUS</u>												
Alcorn State Univ.	1,385	897	160	2,442	-	-	-	-	1,214	932	280	2,426
Delta State Univ.	1,278	1,497	447	3,222	-	-	-	-	1,075	1,579	575	3,229
Jackson State Univ.	3,119	2,463	941	6,523	-	-	-	-	2,761	2,667	979	6,407
Miss. State Univ.	4,836	5,495	1,718	12,049	-	-	-	-	4,430	4,903	1,765	11,098
Miss. Univ. for Women	938	878	78	1,894	-	-	-	-	944	994	85	2,023
Miss. Valley State Univ.	1,242	934	62	2,238	-	-	-	-	1,246	913	69	2,228
Univ. of Mississippi	3,693	4,154	1,565	9,412	-	-	-	-	2,971	4,224	1,546	8,741
Univ. of South. Miss.	3,589	5,702	1,501	10,792	-	-	-	-	2,907	5,718	1,475	10,100
TOTAL ON-CAMPUS	20,080	22,020	6,472	48,572	-	-	-	-	17,548	21,930	6,774	46,252
<u>DEGREE-GRANTING</u>												
<u>OFF-CAMPUS CENTERS</u>												
MSU - Jackson	-	12	186	198	-	-	-	-	-	2	172	174
MSU - Meridian	-	425	323	748	-	-	-	-	-	317	297	614
MSU - Vicksburg Engineer.	-	-	49	49	-	-	-	-	-	-	35	35
UM - Jackson	16	18	61	95	-	-	-	-	25	9	68	102
UM - Tupelo	12	145	138	295	-	-	-	-	10	115	139	264
USM - Jackson	-	3	18	21	-	-	-	-	-	14	18	32
USM - Gulf Park	-	815	442	1,257	-	701	381	1,082	-	746	488	1,234
USM - Natchez	-	182	136	318	-	142	87	229	-	159	97	256
TOTAL DEGREE GRANTING CTR.	28	1,600	1,353	2,981	-	843	468	1,311	35	1,362	1,314	2,711
<u>RESIDENT CENTERS</u>												
MSU - Vicksburg	-	11	81	92	-	-	-	-	-	26	32	58
UM - Booneville	-	1	46	47	-	-	-	-	-	-	17	17
UM - Southaven	2	43	41	86	-	-	-	-	7	53	44	104
USM - Jackson County	-	337	101	438	-	309	84	393	-	381	142	523
TOTAL RESIDENT CENTERS	2	392	269	663	-	309	84	393	7	460	235	702
EXTENSION ENROLLEES	-	438	412	850	2	53	102	157	4	611	1,020	1,635
TOTAL OFF-CAMPUS	30	2,430	2,034	4,494	2	1,205	654	1,861	46	2,433	2,569	5,048
TOTAL ALL INSTITUTIONS	20,110	24,450	8,506	53,066	2	1,205	654	1,861	17,594	24,363	9,343	51,300



BOARD OF TRUSTEES OF STATE INSTITUTIONS OF HIGHER LEARNING  
STATE OF MISSISSIPPI

FULL-TIME EQUIVALENT ENROLLMENT, ON-CAMPUS AND OFF-CAMPUS, EXCLUDING EXTENSION  
1982-83

Institution	Fall Session				Winter Quarter				Spring Session			
	Lower	Upper	Graduate	Total	Lower	Upper	Graduate	Total	Lower	Upper	Graduate	Total
<u>ON-CAMPUS</u>												
Alcorn State Univ.	1,326	872	79	2,277	-	-	-	-	1,140	906	108	2,154
Delta State Univ.	1,143	1,307	251	2,701	-	-	-	-	945	1,362	299	2,606
Jackson State Univ.	2,859	2,360	537	5,756	-	-	-	-	2,518	2,519	600	5,637
Miss. State Univ.	4,663	5,251	1,258	11,172	-	-	-	-	4,249	4,711	1,281	10,241
Miss. Univ. for Women	719	750	47	1,516	-	-	-	-	712	832	52	1,596
Miss. Valley State Univ.	1,229	836	27	2,092	-	-	-	-	1,227	808	41	2,076
Univ. of Mississippi	3,630	3,947	1,241	8,818	-	-	-	-	2,935	3,995	1,201	8,131
Univ. of South. Miss.	3,421	5,379	1,070	9,870	-	-	-	-	2,754	5,392	1,041	9,187
TOTAL ON-CAMPUS	18,990	20,702	4,510	44,202	-	-	-	-	16,480	20,525	4,623	41,628
<u>DEGREE-GRANTING OFF-CAMPUS CENTERS</u>												
MSU - Jackson	-	3	70	73	-	-	-	-	-	1	69	70
MSU - Meridian	-	181	135	316	-	-	-	-	-	148	124	272
MSU - Vicksburg Engineer.	-	-	17	17	-	-	-	-	-	-	12	12
UM - Jackson	7	4	26	37	-	-	-	-	10	1	35	46
UM - Tupelo	-	71	53	124	-	-	-	-	-	53	48	101
USM - Jackson	-	1	7	8	-	-	-	-	-	4	7	11
USM - Gulf Park	-	466	240	706	-	425	222	647	-	393	260	653
USM - Natchez	-	103	85	188	-	81	45	126	-	82	47	129
TOTAL DEGREE GRANTING CTR.	7	829	633	1,469	-	506	267	773	10	682	602	1,294
<u>RESIDENT CENTERS</u>												
MSU - Vicksburg	-	3	29	32	-	-	-	-	-	9	11	20
UM - Booneville	-	1	15	16	-	-	-	-	-	-	5	5
UM - Southaven	-	17	15	32	-	-	-	-	2	20	15	37
USM - Jackson County	-	162	46	208	-	132	36	168	-	184	68	252
TOTAL RESIDENT CENTERS	-	183	105	288	-	132	36	168	2	213	99	314
TOTAL OFF-CAMPUS	7	1,012	738	1,757	-	638	303	941	12	895	701	1,608
TOTAL ALL INSTITUTIONS	18,997	21,714	5,248	45,959	-	638	303	941	16,492	21,420	5,324	43,236



BOARD OF TRUSTEES OF STATE INSTITUTIONS OF HIGHER LEARNING  
STATE OF MISSISSIPPI

ON-CAMPUS HEADCOUNT ENROLLMENT, FULL-TIME, PART-TIME, AND FULL-TIME EQUIVALENT  
BY SEMESTER  
1982-83

<u>Institution</u>	<u>Alcorn State Univ.</u>		<u>Delta State Univ.</u>		<u>Jackson State Univ.</u>		<u>Miss. State Univ.</u>	
	<u>1st Sem.</u>	<u>2nd Sem.</u>	<u>1st Sem.</u>	<u>2nd Sem.</u>	<u>1st Sem.</u>	<u>2nd Sem.</u>	<u>1st Sem.</u>	<u>2nd Sem.</u>
Full-Time	2,176	2,014	2,366	2,226	5,306	5,067	10,534	9,564
Part-Time	<u>266</u>	<u>412</u>	<u>856</u>	<u>1,003</u>	<u>1,217</u>	<u>1,340</u>	<u>1,515</u>	<u>1,534</u>
TOTAL	2,442	2,426	3,222	3,229	6,523	6,407	12,049	11,098
F.T.E.	2,277	2,154	2,701	2,606	5,756	5,637	11,172	10,241

	<u>MS Univ. for Women</u>		<u>MS Valley St. Univ.</u>		<u>Univ. of Miss.</u>		<u>Univ. of So. Miss.</u>	
	<u>1st Sem.</u>	<u>2nd Sem.</u>	<u>1st Sem.</u>	<u>2nd Sem.</u>	<u>1st Sem.</u>	<u>2nd Sem.</u>	<u>1st Sem.</u>	<u>2nd Sem.</u>
Full-Time	1,199	1,265	1,981	1,920	8,321	7,600	9,088	8,378
Part-Time	<u>695</u>	<u>758</u>	<u>257</u>	<u>308</u>	<u>1,091</u>	<u>1,141</u>	<u>1,704</u>	<u>1,722</u>
TOTAL	1,894	2,023	2,238	2,228	9,412	8,741	10,792	10,100
F.T.E.	1,516	1,596	2,092	2,076	8,818	8,131	9,870	9,187

TOTAL ON-CAMPUS HEADCOUNT ENROLLMENT, FULL-TIME, PART-TIME, AND FULL-TIME EQUIVALENT  
BY SEMESTER  
1982-83

	<u>First Semester</u>	<u>Second Semester</u>
Full-Time	40,971	38,034
Part-Time	<u>7,601</u>	<u>8,218</u>
TOTAL	48,572	46,252
F.T.E.	44,202	41,628



BOARD OF TRUSTEES OF STATE INSTITUTIONS OF HIGHER LEARNING  
STATE OF MISSISSIPPI

ON-CAMPUS HEADCOUNT ENROLLMENT, FALL SEMESTER FIVE YEAR COMPARISON

	<u>1978-79</u>	<u>1979-80</u>	<u>1980-81</u>	<u>1981-82</u>	<u>1982-83</u>
Alcorn State University	2,294	2,150	2,341	2,418	2,442
Delta State University	2,693	2,849	3,011	3,084	3,222
Jackson State University	7,646	7,801	7,099	7,086	6,523
Mississippi State University	11,265	11,374	11,409	11,531	12,049
Mississippi University for Women	2,550	2,307	2,070	1,857	1,894
Mississippi Valley State University	2,899	2,734	2,574	2,479	2,238
University of Mississippi	9,655	9,635	9,607	9,539	9,412
University of Southern Mississippi	<u>9,689</u>	<u>10,084</u>	<u>10,222</u>	<u>10,426</u>	<u>10,792</u>
TOTAL	48,691	48,934	48,333	48,420	48,572



BOARD OF TRUSTEES OF STATE INSTITUTIONS OF HIGHER LEARNING  
STATE OF MISSISSIPPI

HEADCOUNT ON-CAMPUS ENROLLMENT BY LEVEL, BY RESIDENT, AND NON-RESIDENT,  
AND BY SEMESTER  
1982-83

Class Level	Alcorn State Univ.		Delta State Univ.		Jackson State Univ.		Miss. State Univ.	
	1st Sem.	2nd Sem.	1st Sem.	2nd Sem.	1st Sem.	2nd Sem.	1st Sem.	2nd Sem.
Freshman, Total	900	765	750	603	1,935	1,669	2,699	2,388
Resident	724	622	700	562	1,630	1,413	2,312	2,054
Non-Resident	176	143	50	41	305	256	387	334
Sophomore, Total	485	449	528	472	1,184	1,092	2,137	2,042
Resident	421	385	492	443	1,026	964	1,835	1,760
Non-Resident	64	64	36	29	158	128	302	282
Junior, Total	381	295	682	666	983	954	2,602	2,539
Resident	345	267	644	621	868	845	2,303	2,240
Non-Resident	36	28	38	45	115	109	299	299
Senior, Total	516	637	815	913	1,480	1,713	2,893	2,364
Resident	466	577	786	880	1,331	1,537	2,588	2,116
Non-Resident	50	60	29	33	149	176	305	248
Undergraduate, Total	2,282	2,146	2,775	2,654	5,582	5,428	10,331	9,333
Resident	1,956	1,851	2,622	2,506	4,855	4,759	9,038	8,170
Non-Resident	326	295	153	148	727	669	1,293	1,163
Graduate, Total	160	280	447	575	941	979	1,718	1,765
Resident	151	237	429	555	855	882	1,143	1,200
Non-Resident	9	43	18	20	86	97	575	565
TOTAL, ALL CLASSES	2,442	2,426	3,222	3,229	6,523	6,407	12,049	11,098
RESIDENT	2,107	2,088	3,051	3,061	5,710	5,641	10,181	9,370
NON-RESIDENT	335	338	171	168	813	766	1,868	1,728



BOARD OF TRUSTEES OF STATE INSTITUTIONS OF HIGHER LEARNING  
STATE OF MISSISSIPPI

HEADCOUNT ON-CAMPUS ENROLLMENT BY LEVEL, BY RESIDENT AND NON-RESIDENT,  
AND BY SEMESTER  
(Continued)  
1982-83

Class Level	MS Univ. for Women		Ms Valley St. Univ.		Univ. of Mississippi		Univ. of South. Miss.	
	1st Sem.	2nd Sem.	1st Sem.	2nd Sem.	1st Sem.	2nd Sem.	1st Sem.	2nd Sem.
Freshman, Total	578	581	764	778	2,126	1,611	1,979	1,524
Resident	500	530	646	745	1,321	1,007	1,735	1,343
Non-Resident	78	51	118	33	805	604	244	181
Sophomore, Total	360	363	478	468	1,567	1,360	1,610	1,383
Resident	294	302	432	448	1,072	889	1,432	1,216
Non-Resident	66	61	46	20	495	471	178	167
Junior, Total	398	395	576	561	1,931	1,791	2,538	2,316
Resident	324	327	526	542	1,467	1,328	2,323	2,119
Non-Resident	74	68	50	19	464	463	215	197
Senior, Total	480	599	358	352	2,223	2,433	3,164	3,402
Resident	414	501	326	344	1,726	1,871	2,964	3,175
Non-Resident	66	98	32	8	497	562	200	227
Undergraduate, Total	1,816	1,938	2,176	2,159	7,847	7,195	9,291	8,625
Resident	1,532	1,660	1,930	2,079	5,586	5,095	8,454	7,853
Non-Resident	284	278	246	80	2,261	2,100	837	772
Graduate, Total	78	85	62	69	1,565	1,546	1,501	1,475
Resident	65	70	62	69	1,135	1,113	1,171	1,154
Non-Resident	13	15	--	--	430	433	330	321
TOTAL, ALL CLASSES	1,894	2,023	2,238	2,228	9,412	8,741	10,792	10,100
RESIDENT	1,597	1,730	1,992	2,148	6,721	6,208	9,625	9,007
NON-RESIDENT	297	293	246	80	2,691	2,533	1,167	1,093



BOARD OF TRUSTEES OF STATE INSTITUTIONS OF HIGHER LEARNING  
STATE OF MISSISSIPPI

TOTAL HEADCOUNT ON-CAMPUS ENROLLMENT BY LEVEL, BY RESIDENT AND NON-RESIDENT,  
AND BY SEMESTER  
1982-83

	<u>First Semester</u>	<u>Second Semester</u>
Freshman, Total	11,731	9,919
Resident	9,568	8,276
Non-Resident	2,163	1,643
Sophomore, Total	8,349	7,629
Resident	7,004	6,407
Non-Resident	1,345	1,222
Junior, Total	10,091	9,517
Resident	8,800	8,289
Non-Resident	1,291	1,228
Senior, Total	11,929	12,413
Resident	10,601	11,001
Non-Resident	1,328	1,412
Undergraduate, Total	42,100	39,478
Resident	35,973	33,973
Non-Resident	6,127	5,505
Graduate, Total	6,472	6,774
Resident	5,011	5,280
Non-Resident	1,461	1,494
TOTAL, ALL CLASSES	48,572	46,252
RESIDENT	40,984	39,253
NON-RESIDENT	7,588	6,999



BOARD OF TRUSTEES OF STATE INSTITUTIONS OF HIGHER LEARNING  
STATE OF MISSISSIPPI

HEADCOUNT ON-CAMPUS ENROLLMENT BY SCHOOL OR DIVISION, AND BY SEMESTER  
1982-83

<u>School or Division</u>	<u>Alcorn State Univ.</u>		<u>Delta State Univ.</u>		<u>Jackson State Univ.</u>		<u>Miss. State Univ.</u>	
	<u>1st Sem.</u>	<u>2nd Sem.</u>	<u>1st Sem.</u>	<u>2nd Sem.</u>	<u>1st Sem.</u>	<u>2nd Sem.</u>	<u>1st Sem.</u>	<u>2nd Sem.</u>
Accountancy	--	--	--	--	--	--	788	709
Agriculture & Applied Science	589	478	--	--	--	--	1,601	1,527
Architecture & Environmental Design	--	--	--	--	--	--	253	209
Arts & Sciences (Liberal Arts)	890	914	1,397	1,326	3,130	3,088	2,444	2,217
Business & Industry/Economics	446	495	1,055	1,050	1,596	1,582	1,965	1,802
Education & Psychology	393	405	651	755	773	730	1,554	1,485
Engineering	--	--	--	--	--	--	2,721	2,423
Forest Resources	--	--	--	--	--	--	287	250
Industrial & Technical Education	--	--	--	--	443	488	--	--
Nursing	124	134	119	98	--	--	--	--
Veterinary Medicine	--	--	--	--	--	--	118	115
Undeclared	--	--	--	--	581	519	318	361
TOTAL	2,442	2,426	3,222	3,229	6,523	6,407	12,049	11,098



BOARD OF TRUSTEES OF STATE INSTITUTIONS OF HIGHER LEARNING  
STATE OF MISSISSIPPI

HEADCOUNT ON-CAMPUS ENROLLMENT BY SCHOOL OR DIVISION AND BY SEMESTER  
1982-83

School or Division	MS Univ. for Women		MS Valley St. Univ.		Univ. of Mississippi		Univ. of South. MS	
	1st Sem.	2nd Sem.	1st Sem.	2nd Sem.	1st Sem.	2nd Sem.	1st Sem.	2nd Sem.
Accountancy	--	--	--	--	693	640	--	--
Arts & Sciences (Liberal Arts)	303	373	546	556	3,226	2,880	2,162	2,013
Business & Industry/Economics	391	429	504	487	2,324	2,183	2,197	2,009
Communication	75	66	--	--	--	--	--	--
Education & Psychology	193	208	525	522	1,274	1,285	1,434	1,354
Engineering	--	--	--	--	902*	853*	--	--
Fine Arts	94	98	--	--	--	--	530	485
Health, P.E. & Recreation	38	34	--	--	--	--	452	468
Home Economics	102	104	--	--	--	--	442	408
Human Behavioral Sciences	70	61	--	--	--	--	--	--
Humanities	64	61	--	--	--	--	--	--
Industrial & Technical Education	--	--	266	257	--	--	--	--
Law	--	--	--	--	500**	450**	--	--
Library Services/Science	--	--	--	--	32	26	75	72
Nursing	413	418	--	--	--	--	552	563
Pharmacy	--	--	--	--	461***	424***	--	--
Science & Mathematics/Technology	151	171	397	406	--	--	2,743	2,554
Social Work (Graduate)	--	--	--	--	--	--	72	65
Undeclared	--	--	--	--	--	--	133	109
TOTAL	1,894	2,023	2,238	2,228	9,412	8,741	10,792	10,100

\*Includes fifth year Engineering: (0) First Semester and (0) Second Semester

\*\*Includes First Professional Law School: (499) First Semester and (448) Second Semester

\*\*\*Includes fifth year Pharmacy: (80) First Semester and (77) Second Semester



BOARD OF TRUSTEES OF STATE INSTITUTIONS OF HIGHER LEARNING  
STATE OF MISSISSIPPI

TOTAL HEADCOUNT ON-CAMPUS ENROLLMENT, BY SCHOOL OR DIVISION AND BY SEMESTER  
1982-83

	<u>First Semester</u>	<u>Second Semester</u>
Accountancy	1,481	1,349
Agriculture & Applied Science	2,190	2,005
Architecture & Environmental Design	253	209
Arts & Sciences (Liberal Arts)	14,098	13,367
Business & Industry/Economics	10,478	10,037
Communication	75	66
Education & Psychology	6,797	6,744
Engineering	3,623	3,276
Fine Arts	624	583
Forest Resources	287	250
Health, P.E. & Recreation	490	502
Home Economics	544	512
Human Behavioral Sciences	70	61
Humanities	64	61
Industrial & Technical Education	709	745
Law	500	450
Library Services/Science	107	98
Nursing	1,208	1,213
Pharmacy	461	424
Science & Mathematics/Technology	3,291	3,131
Social Work (Graduate)	72	65
Veterinary Medicine	118	115
Undeclared	<u>1,032</u>	<u>989</u>
TOTAL	48,572	46,252



BOARD OF TRUSTEES OF STATE INSTITUTIONS OF HIGHER LEARNING  
STATE OF MISSISSIPPI

HEADCOUNT ENROLLMENT  
UNIVERSITY OF MISSISSIPPI MEDICAL CENTER  
1982-83

	1st Quarter			2nd Quarter			3rd Quarter		
	<u>Full-Time</u>	<u>Part-Time</u>	<u>Total</u>	<u>Full-Time</u>	<u>Part-Time</u>	<u>Total</u>	<u>Full-Time</u>	<u>Part-Time</u>	<u>Total</u>
<u>SCHOOL OF MEDICINE</u>									
1st Year	156	--	156	152	--	152	152	--	152
2nd Year	142	1	143	141	1	142	140	--	140
3rd Year	157	--	157	157	1	158	156	--	156
4th Year	<u>137</u>	<u>--</u>	<u>137</u>	<u>134</u>	<u>--</u>	<u>134</u>	<u>132</u>	<u>--</u>	<u>132</u>
TOTAL	592	1	593	584	2	586	580	--	580
<u>SCHOOL OF DENTISTRY</u>									
1st Year	46	--	46	44	--	44	42	--	42
2nd Year	45	--	45	45	--	45	45	--	45
3rd Year	43	--	43	43	--	43	42	--	42
Special Students	-	--	-	-	--	-	-	--	-
4th Year	26	--	26	34	--	34	37	--	37
Special Students	<u>12</u>	<u>--</u>	<u>12</u>	<u>3</u>	<u>--</u>	<u>3</u>	<u>-</u>	<u>--</u>	<u>-</u>
TOTAL	172	--	172	169	--	169	166	--	166
<u>SCHOOL OF NURSING</u>									
Advanced Standing - RN	-	13	13	-	13	13	-	14	14
Junior	112	1	113	110	1	111	104	1	105
Senior	77	18	95	75	18	93	88	3	91
Pediatric Nurse Assoc.	-	--	-	-	--	-	-	-	-
Master of Nursing	8	6	14	8	5	13	8	2	10
Special Students	<u>-</u>	<u>1</u>	<u>1</u>	<u>-</u>	<u>1</u>	<u>1</u>	<u>-</u>	<u>1</u>	<u>1</u>
TOTAL	197	39	236	193	38	231	200	21	221



BOARD OF TRUSTEES OF STATE INSTITUTIONS OF HIGHER LEARNING  
STATE OF MISSISSIPPI

HEADCOUNT ENROLLMENT  
UNIVERSITY OF MISSISSIPPI MEDICAL CENTER  
(Continued)  
1982-83

SCHOOL OF HEALTH RELATED PROFESSIONS	1st Quarter			2nd Quarter			3rd Quarter		
	Full-time	Part-time	Total	Full-time	Part-time	Total	Full-time	Part-time	Total
Cytotechnology, Total	3	--	3	3	--	3	3	--	3
3rd Year	2	--	2	2	--	2	2	--	2
4th Year	1	--	1	1	--	1	1	--	1
Medical Record Adm., Total	18	--	18	17	--	17	17	--	17
3rd Year	7	--	7	6	--	6	6	--	6
4th Year	11	--	11	11	--	11	11	--	11
Special Students	--	--	--	--	--	--	--	--	--
Medical Technology, Total	17	--	17	17	--	17	17	--	17
3rd Year	10	--	10	10	--	10	10	--	10
4th Year	7	--	7	7	--	7	7	--	7
Nurse Anesthesiology, Total	22	--	22	21	--	21	21	--	21
3rd Year	13	--	13	12	--	12	12	--	12
4th Year	9	--	9	9	--	9	9	--	9
Physical Therapy, Total	49	--	49	49	--	49	48	--	48
3rd Year	24	--	24	24	--	24	23	--	23
4th Year	25	--	25	25	--	25	25	--	25
Dental Hygiene, Total	44	--	44	42	--	42	41	--	41
1st Year	23	--	23	21	--	21	20	--	20
2nd Year	21	--	21	21	--	21	21	--	21
Respiratory Therapy Tech., Total	156	--	156	152	--	152	146	--	146
(Includes: Technician, Parallel Technician, Therapist)	--	--	--	--	--	--	--	--	--
	--	--	--	--	--	--	--	--	--
TOTAL	309	--	309	301	--	301	293	--	293



BOARD OF TRUSTEES OF STATE INSTITUTIONS OF HIGHER LEARNING  
STATE OF MISSISSIPPI

HEADCOUNT ENROLLMENT  
UNIVERSITY OF MISSISSIPPI MEDICAL CENTER  
(Continued)  
1982-83

<u>GRADUATE PROGRAM IN THE MEDICAL SCIENCES</u>	1st Quarter			2nd Quarter			3rd Quarter		
	<u>Full-Time</u>	<u>Part-Time</u>	<u>Total</u>	<u>Full-Time</u>	<u>Part-Time</u>	<u>Total</u>	<u>Full-Time</u>	<u>Part-Time</u>	<u>Total</u>
Basic Science									
1st Year	12	--	12	15	--	15	18	1	19
2nd Year Sub. Years	31	3	34	29	2	31	25	3	28
Nurse-Midwifery-OB-GYN									
Program	11	--	11	6	--	6	5	-	5
Special Students	1	2	3	1	2	3	2	3	5
M.D./Ph.D.	--	--	--	--	--	--	--	-	--
TOTAL	55	5	60	51	4	55	50	7	57
<u>CERTIFICATES</u>									
Radiologic Technology									
1st Year	20	--	20	19	--	19	19	-	19
2nd Year	18	--	18	17	--	17	17	-	17
Nuclear Med. Technology	6	--	6	6	--	6	6	-	6
Nurse-Midwifery Training	23	--	23	17	--	17	17	-	17
TOTAL	67	--	67	59	--	59	59	-	59
<u>POST GRADUATE PROGRAMS</u>									
Interns	33	--	33	33	--	33	30	-	30
Residents	217	--	217	220	--	220	219	-	219
Fellows	26	--	26	27	--	27	28	-	28
Psych. Residents	14	--	14	14	--	14	14	-	14
Dental Residents	6	--	6	6	--	6	6	-	6
TOTAL	296	--	296	300	--	300	297	--	297
GRAND TOTAL	1,688	45	1,733	1,657	44	1,701	1,645	28	1,673



BOARD OF TRUSTEES OF STATE INSTITUTIONS OF HIGHER LEARNING  
STATE OF MISSISSIPPI

HEADCOUNT ENROLLMENT BY LEVEL AND BY RESIDENT AND NON-RESIDENT  
DEGREE GRANTING OFF-CAMPUS CENTERS  
1982-83

Class Level	MSU - Jackson		MSU - Meridian		MSU - Vicksburg Engr.		UM - Jackson		UM - Tupelo	
	1st Sem.	2nd Sem.	1st Sem.	2nd Sem.	1st Sem.	2nd Sem.	1st Sem.	2nd Sem.	1st Sem.	2nd Sem.
Freshman, Total	--	--	--	--	--	--	11	23	10	3
Resident	--	--	--	--	--	--	11	23	10	3
Non-Resident	--	--	--	--	--	--	--	--	--	--
Sophomore, Total	--	--	--	--	--	--	5	2	2	7
Resident	--	--	--	--	--	--	5	2	2	7
Non-Resident	--	--	--	--	--	--	--	--	--	--
Junior, Total	12	2	425	317	--	--	5	5	57	53
Resident	12	2	420	313	--	--	5	5	56	53
Non-Resident	--	--	5	4	--	--	--	--	1	--
Senior, Total	--	--	--	--	--	--	13	4	88	62
Resident	--	--	--	--	--	--	13	4	88	62
Non-Resident	--	--	--	--	--	--	--	--	--	--
Undergraduate, Total	12	2	425	317	--	--	34	34	157	125
Resident	12	2	420	313	--	--	34	34	156	125
Non-Resident	--	--	5	4	--	--	--	--	1	--
Graduate, Total	186	172	323	297	49	35	61	68	138	139
Resident	185	172	318	292	49	35	59	65	138	139
Non-Resident	1	--	5	5	--	--	2	3	--	--
TOTAL, ALL CLASSES	198	174	748	614	49	35	95	102	295	264
RESIDENT	197	174	738	605	49	35	93	99	294	264
NON-RESIDENT	1	--	10	9	--	--	2	3	1	--
MEN	42	22	254	258	48	34	18	25	108	85
WOMEN	156	152	494	356	1	1	77	77	187	179



BOARD OF TRUSTEES OF STATE INSTITUTIONS OF HIGHER LEARNING  
STATE OF MISSISSIPPI

HEADCOUNT ENROLLMENT BY LEVEL AND BY RESIDENT/NON-RESIDENT  
DEGREE-GRANTING OFF-CAMPUS CENTERS (Continued) 1982-83

Class Level	USM - Jackson		USM - Gulf Park			USM - Natchez		
	1st Sem.	2nd Sem.	1st Qtr.	2nd Qtr.	3rd Qtr.	1st Qtr.	2nd Qtr.	3rd Qtr.
Freshman, Total	-	-	-	-	-	-	-	-
Resident	-	-	-	-	-	-	-	-
Non-Resident	-	-	-	-	-	-	-	-
Sophomore, Total	-	-	-	-	-	-	-	-
Resident	-	-	-	-	-	-	-	-
Non-Resident	-	-	-	-	-	-	-	-
Junior, Total	-	5	379	303	312	98	76	79
Resident	-	5	372	301	309	91	72	74
Non-Resident	-	-	7	2	3	7	4	5
Senior, Total	3	9	436	398	434	84	66	80
Resident	3	9	432	391	428	77	63	78
Non-Resident	-	-	4	7	6	7	3	2
Undergraduate, Total	3	14	815	701	746	182	142	159
Resident	3	14	804	692	737	168	135	152
Non-Resident	-	-	11	9	9	14	7	7
Graduate, Total	18	18	442	381	488	136	87	97
Resident	18	18	408	361	472	89	72	80
Non-Resident	-	-	34	20	16	47	15	17
TOTAL ALL CLASSES	21	32	1,257	1,082	1,234	318	229	256
RESIDENT	21	32	1,212	1,053	1,209	257	207	232
NON-RESIDENT	-	-	45	29	25	61	22	24
MEN	10	15	592	519	598	107	75	74
WOMEN	11	17	665	563	636	211	154	182



BOARD OF TRUSTEES OF STATE INSTITUTIONS OF HIGHER LEARNING  
STATE OF MISSISSIPPI

HEADCOUNT ENROLLMENT BY LEVEL AND BY RESIDENT/NON-RESIDENT  
OFF-CAMPUS RESIDENT CENTERS 1982-83

Class Level	MSU - Vicksburg		UM - Booneville		UM - Southaven		USM - Jackson County		
	1st Sem.	2nd Sem.	1st Sem.	2nd Sem.	1st Sem.	2nd Sem.	1st Qtr.	2nd Qtr.	3rd Qtr.
Freshman, Total	-	-	-	-	-	3	-	-	-
Resident	-	-	-	-	-	3	-	-	-
Non-Resident	-	-	-	-	-	-	-	-	-
Sophomore, Total	-	-	-	-	2	4	-	-	-
Resident	-	-	-	-	2	4	-	-	-
Non-Resident	-	-	-	-	-	-	-	-	-
Junior, Total	11	26	-	-	18	16	182	129	157
Resident	11	26	-	-	17	15	180	128	157
Non-Resident	-	-	-	-	1	1	2	1	-
Senior, Total	-	-	1	-	25	37	155	180	224
Resident	-	-	1	-	23	35	154	180	223
Non-Resident	-	-	-	-	2	2	1	-	1
Undergraduate, Total	11	26	1	-	45	60	337	309	381
Resident	11	26	1	-	42	57	334	308	380
Non-Resident	-	-	-	-	3	3	3	1	1
Graduate, Total	81	32	46	17	41	44	101	84	142
Resident	81	32	46	17	38	38	96	81	139
Non-Resident	-	-	-	-	3	6	5	3	3
TOTAL ALL CLASSES	92	58	47	17	86	104	438	393	523
RESIDENT	92	58	47	17	80	95	430	389	519
NON-RESIDENT	-	-	-	-	6	9	8	4	4
MEN	20	25	10	1	26	38	220	192	225
WOMEN	72	33	37	16	60	66	218	201	298



BOARD OF TRUSTEES OF STATE INSTITUTIONS OF HIGHER LEARNING  
STATE OF MISSISSIPPI

HEADCOUNT ENROLLMENT BY SCHOOLS OR DIVISIONS  
DEGREE-GRANTING OFF-CAMPUS CENTERS  
1982-83

School or Division	MSU - Jackson		MSU - Meridian		MSU - Vicksburg Engr.		UM - Jackson		UM - Tupelo	
	1st Sem.	2nd Sem.	1st Sem.	2nd Sem.	1st Sem.	2nd Sem.	1st Sem.	2nd Sem.	1st Sem.	2nd Sem.
Accountancy	--	--	58	48	--	--	--	--	6	9
Agriculture	2	2	10	5	--	--	--	--	--	--
Architecture	--	--	--	--	--	--	--	--	--	--
Arts & Sciences (Liberal Arts)	18	7	76	90	--	--	21	16	22	17
Business & Industry/ Economics	2	--	127	115	--	--	--	--	99	66
Education & Psychology	107	111	321	211	--	--	33	41	167	171
Engineering	--	--	1	15	49	35	--	--	--	1
Fine Arts	--	--	--	--	--	--	--	--	--	--
Forest Resources	--	--	--	1	--	--	--	--	--	--
Health, P.E. & Recreation	--	--	--	--	--	--	--	--	--	--
Home Economics	--	--	--	--	--	--	--	--	--	--
Library Services/ Science	--	--	--	--	--	--	11	16	--	--
Paralegal Studies	--	--	--	--	--	--	30	29	--	--
Pharmacy	--	--	--	--	--	--	--	--	1	--
Science & Mathematics/ Technology	--	--	--	--	--	--	--	--	--	--
Social Work (Graduate)	--	--	--	--	--	--	--	--	--	--
Unclassified/ Continuing Education	69	54	155	129	--	--	--	--	--	--
TOTAL	198	174	748	614	49	35	95	102	295	264



BOARD OF TRUSTEES OF STATE INSTITUTIONS OF HIGHER LEARNING  
STATE OF MISSISSIPPI

HEADCOUNT ENROLLMENT BY SCHOOLS OR DIVISIONS  
DEGREE-GRANTING OFF-CAMPUS CENTERS  
1982-83

<u>School or Division</u>	<u>USM - Jackson</u>		<u>USM - Gulf Park</u>			<u>USM - Natchez</u>		
	<u>1st Sem.</u>	<u>2nd Sem.</u>	<u>1st Qtr.</u>	<u>2nd Qtr.</u>	<u>3rd Qtr.</u>	<u>1st Qtr.</u>	<u>2nd Qtr.</u>	<u>3rd Qtr.</u>
Accountancy	-	-	-	-	-	-	-	-
Agriculture	-	-	-	-	-	-	-	-
Architecture	-	-	-	-	-	-	-	-
Arts & Sciences (Liberal Arts)	-	-	149	131	139	38	29	36
Business & Industry	-	7	373	319	355	92	77	68
Education & Psychology	1	1	364	320	372	160	107	124
Engineering	-	-	-	-	-	-	-	-
Fine Arts	-	-	7	3	2	-	-	1
Forest Resources	-	-	-	-	-	-	-	-
Health, P. E. & Recreation	-	-	30	5	11	2	2	1
Home Economics	-	-	14	4	4	1	1	2
Library Services/ Science	-	-	13	9	14	3	2	3
Nursing	-	-	85	79	75	3	-	-
Pharmacy	-	-	-	-	-	-	-	-
Science & Mathematics/ Technology	7	13	222	212	253	18	11	21
Social Work (Graduate)	13	11	-	-	8	1	-	-
Unclassified/Continuing Education	-	-	-	-	1	-	-	-
TOTAL	21	32	1,257	1,082	1,234	318	229	256



BOARD OF TRUSTEES OF STATE INSTITUTIONS OF HIGHER LEARNING  
STATE OF MISSISSIPPI

HEADCOUNT ENROLLMENT BY SCHOOLS OR DIVISIONS  
OFF-CAMPUS RESIDENT CENTERS  
1982-83

<u>School or Division</u>	<u>MSU - Vicksburg</u>		<u>UM - Booneville</u>		<u>UM - Southaven</u>		<u>USM - Jackson County</u>		
	<u>1st Sem.</u>	<u>2nd Sem.</u>	<u>1st Sem.</u>	<u>2nd Sem.</u>	<u>1st Sem.</u>	<u>2nd Sem.</u>	<u>1st Qtr.</u>	<u>2nd Qtr.</u>	<u>3rd Qtr.</u>
Accountancy	--	7	--	--	1	3	--	--	--
Agriculture	--	--	--	--	--	--	--	--	--
Arts & Sciences (Liberal Arts)	1	1	--	--	--	--	44	42	46
Business & Industry	3	7	--	--	26	27	194	148	197
Education & Psychology	44	21	46	14	58	70	134	133	188
Engineering	--	--	--	--	--	3	--	--	--
Fine Arts	--	--	--	--	--	--	2	1	4
Forest Resources	--	--	--	--	--	--	--	--	--
Health, P.E. & Recreation	--	--	--	--	--	--	2	1	4
Home Economics	--	--	--	--	--	--	4	2	4
Library Services/ Science	--	--	1	--	1	1	5	5	2
Nursing	--	--	--	--	--	--	5	10	21
Pharmacy	--	--	--	3	--	--	--	--	--
Science & Mathematics/ Technology	--	--	--	--	--	--	48	51	57
Social Work (Graduate)	--	--	--	--	--	--	--	--	--
Unclassified	<u>44</u>	<u>22</u>	<u>--</u>	<u>--</u>	<u>--</u>	<u>--</u>	<u>--</u>	<u>--</u>	<u>--</u>
TOTAL	92	58	47	17	86	104	438	393	523



BOARD OF TRUSTEES OF STATE INSTITUTIONS OF HIGHER LEARNING  
STATE OF MISSISSIPPI

HEADCOUNT ENROLLMENT BY LEVEL AND FULL-TIME EQUIVALENT  
BY SEMESTER OR QUARTER, 1982-83  
DEGREE-GRANTING OFF-CAMPUS CENTERS

<u>Class Level</u>	<u>MSU - Jackson</u>		<u>MSU - Meridian</u>		<u>MSU - Vicksburg Engr.</u>		<u>UM - Jackson</u>	
	<u>1st Sem.</u>	<u>2nd Sem.</u>	<u>1st Sem.</u>	<u>2nd Sem.</u>	<u>1st Sem.</u>	<u>2nd Sem.</u>	<u>1st Sem.</u>	<u>2nd Sem.</u>
Lower	-	-	-	-	-	-	16	25
Upper	12	2	425	317	-	-	18	9
Graduate	186	172	323	297	49	35	61	68
Total	198	174	748	614	49	35	95	102
F.T.E.	73	70	316	272	17	12	37	46

<u>Class Level</u>	<u>UM - Tupelo</u>		<u>USM - Jackson</u>		<u>USM - Gulf Park</u>			<u>USM - Natchez</u>		
	<u>1st Sem.</u>	<u>2nd Sem.</u>	<u>1st Sem.</u>	<u>2nd Sem.</u>	<u>1st Qtr.</u>	<u>2nd Qtr.</u>	<u>3rd Qtr.</u>	<u>1st Qtr.</u>	<u>2nd Qtr.</u>	<u>3rd Qtr.</u>
Lower	12	10	-	-	-	-	-	-	-	-
Upper	145	115	3	14	815	701	746	182	142	159
Graduate	138	139	18	18	442	381	488	136	87	97
Total	295	264	21	32	1,257	1,082	1,234	318	229	256
F.T.E.	124	101	8	11	706	647	653	188	126	129



BOARD OF TRUSTEES OF STATE INSTITUTIONS OF HIGHER LEARNING  
STATE OF MISSISSIPPI

HEADCOUNT ENROLLMENT BY LEVEL AND FULL-TIME EQUIVALENT  
BY SEMESTER OR QUARTER, 1982-83  
OFF-CAMPUS RESIDENT CENTERS

<u>Class Level</u>	<u>MSU - Vicksburg</u>		<u>UM - Booneville</u>		<u>UM - Southaven</u>		<u>USM - Jackson County</u>		
	<u>1st Sem.</u>	<u>2nd Sem.</u>	<u>1st Sem.</u>	<u>2nd Sem.</u>	<u>1st Sem.</u>	<u>2nd Sem.</u>	<u>1st Qtr.</u>	<u>2nd Qtr.</u>	<u>3rd Qtr.</u>
Lower	--	--	--	--	2	7	--	--	--
Upper	11	26	1	--	43	53	337	309	381
Graduate	81	32	46	17	41	44	101	84	142
Total	92	58	47	17	86	104	438	393	523
F.T.E.	32	20	16	5	32	37	208	168	252



BOARD OF TRUSTEES OF STATE INSTITUTIONS OF HIGHER LEARNING  
STATE OF MISSISSIPPI

TOTAL HEADCOUNT ENROLLMENT BY LEVEL AND FULL-TIME EQUIVALENT  
BY SEMESTER OR QUARTER, 1982-83

DEGREE-GRANTING OFF-CAMPUS CENTERS

<u>Class Level</u>	<u>1st Sem. (1st Qtr.)</u>	<u>2nd Qtr.</u>	<u>2nd Sem. (3rd Qtr.)</u>
Lower	28	--	--
Upper	1,600	843	905
Graduate	1,353	468	585
Total	2,981	1,311	1,490
F.T.E.	1,469	773	782

OFF-CAMPUS RESIDENT CENTERS

<u>Class Level</u>	<u>1st Sem. (1st Qtr.)</u>	<u>2nd Qtr.</u>	<u>2nd Sem. (3rd Qtr.)</u>
Lower	2	--	--
Upper	392	309	381
Graduate	269	84	142
Total	663	393	523
F.T.E.	288	168	252



BOARD OF TRUSTEES OF STATE INSTITUTIONS OF HIGHER LEARNING  
STATE OF MISSISSIPPI

ENROLLEES IN EXTENSION CLASSES  
1982-83

FIRST SEMESTER (FIRST QUARTER)

<u>Institution</u>	<u>School or Division</u>					<u>Enrollees by Level</u>				<u>Classes by Level</u>			
	<u>Arts and Sciences</u>	<u>Business</u>	<u>Education</u>	<u>Other</u>	<u>Total</u>	<u>Lower</u>	<u>Upper</u>	<u>Graduate</u>	<u>Total</u>	<u>Lower</u>	<u>Upper</u>	<u>Graduate</u>	<u>Total</u>
DSU	-	175	125	-	300	-	227	73	300	-	16.0	6.0	22
JSU	-	16	5	-	21	-	16	5	21	-	2.0	1.0	3
MSU	27	8	197	-	232	-	76	156	232	-	6.4	13.6	20
MVSU	-	-	78	-	78	-	78	-	78	-	5.0	-	5
UM	-	-	15	14	29	-	-	29	29	-	-	2.0	2
USM	-	-	128	62	190	-	41	149	190	-	2.8	14.2	17
TOTAL	27	199	548	76	850	-	438	412	850	-	32.2	36.8	69

(SECOND QUARTER)

USM	2	-	134	21	157	2	53	102	157	2.0	4.0	8.0	14
-----	---	---	-----	----	-----	---	----	-----	-----	-----	-----	-----	----

SECOND SEMESTER (THIRD QUARTER)

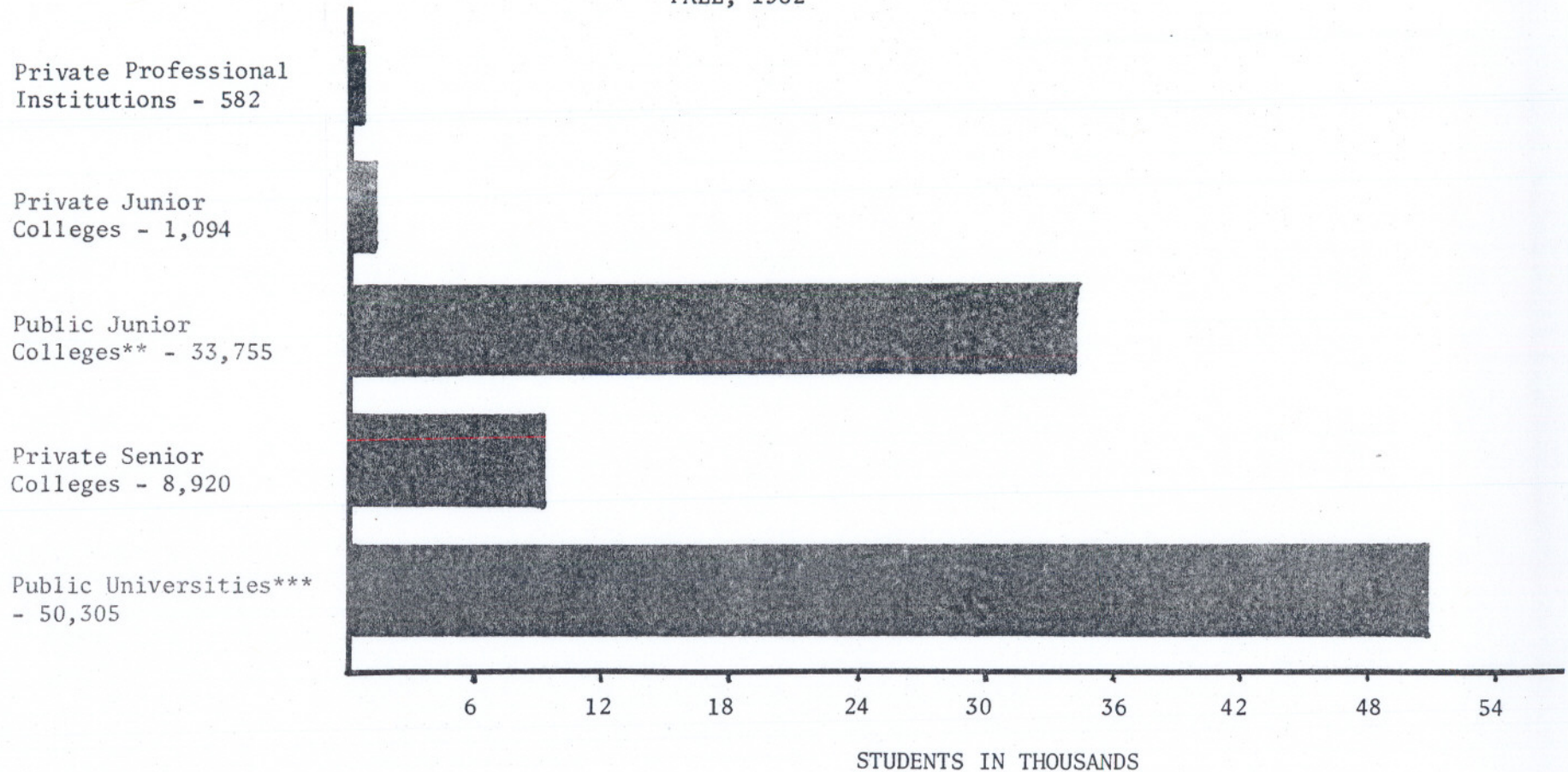
DSU	58	186	101	-	345	-	215	130	345	-	13.7	10.3	24
JSU	15	8	1	17	41	-	8	33	41	-	2.0	5.0	7
MSU	74	34	311	78	497	-	138	359	497	-	13.3	19.7	33
MVSU	29	-	71	-	100	-	100	-	100	-	10.0	-	10
UM	7	19	329	15	370	-	50	320	370	-	5.1	16.9	22
USM	14	15	176	77	282	4	100	178	282	2.0	7.9	14.1	24
TOTAL	197	262	989	187	1,635	4	611	1,020	1,635	2.0	52.0	66.0	120



BOARD OF TRUSTEES OF STATE INSTITUTIONS OF HIGHER LEARNING  
STATE OF MISSISSIPPI

COMPARISON OF ENROLLMENTS AT INSTITUTIONS  
ACCREDITED OR PROVISIONALLY ACCREDITED BY THE  
MISSISSIPPI COMMISSION ON COLLEGE ACCREDITATION\*

FALL, 1982



\*Information Source: Annual Report 1983, Board of Trustees of State Institutions of Higher Learning

\*\*Includes Academic and Technical students. Excludes Vocational students. Enrollment at end of first six-weeks.

\*\*\*Includes University of Mississippi Medical Center



II

ENROLLMENTS 1982  
SUMMER SESSION



BOARD OF TRUSTEES OF STATE INSTITUTIONS OF HIGHER LEARNING  
STATE OF MISSISSIPPI

HEADCOUNT ENROLLMENT, ON-CAMPUS AND OFF-CAMPUS, INCLUDING EXTENSION ENROLLEES  
Summer, 1982

Institution	1st Term (Includes Intercession and Extended Session)				2nd Term			
	Lower	Upper	Graduate	Total	Lower	Upper	Graduate	Total
<u>ON-CAMPUS</u>								
Alcorn State Univ.	435	415	206	1,056	292	346	129	767
Delta State Univ.	252	667	488	1,407	157	477	332	966
Jackson State Univ.	1,007	1,455	601	3,063	599	1,154	35	1,788
Miss. State Univ.	860	2,140	1,084	4,084	790	1,961	813	3,564
Miss. Univ. for Women	339	412	110	861	177	265	102	544
Miss. Valley State Univ.	246	341	75	662	164	270	54	488
Univ. of Mississippi	428	1,731	957	3,116	396	1,510	891	2,797
Univ. of South. Miss.	689	2,997	1,753	5,439	<u>Only one summer term</u>			
TOTAL ON-CAMPUS	4,256	10,158	5,274	19,688	2,575	5,983	2,356	10,914
<u>DEGREE-GRANTING</u>								
<u>OFF-CAMPUS CENTERS*</u>								
MSU - Jackson	-	15	284	299				
MSU - Meridian	-	277	267	544				
MSU - Vicksburg Engineer.	-	3	32	35				
UM - Jackson	3	47	75	125				
UM - Tupelo	5	166	137	308				
USM - Jackson	-	9	11	20				
USM - Gulf Park	-	781	423	1,204				
USM - Natchez	-	159	152	311				
TOTAL DEGREE GRANTING CTR.	8	1,457	1,381	2,846				
<u>RESIDENT CENTERS*</u>								
MSU - Vicksburg	-	40	65	105				
UM - Booneville	1	22	56	79				
UM - Southaven	1	62	64	127				
USM - Jackson County	-	317	94	411				
TOTAL RESIDENT CENTERS	2	441	279	722				
EXTENSION ENROLLEES	10	4	111	125				
TOTAL OFF-CAMPUS	20	1,902	1,771	3,693				

\*One report includes Intercession, Extended Session and Both Terms

BOARD OF TRUSTEES OF STATE INSTITUTIONS OF HIGHER LEARNING  
STATE OF MISSISSIPPI

FULL-TIME EQUIVALENT ENROLLMENT, ON-CAMPUS AND OFF-CAMPUS, EXCLUDING EXTENSION  
Summer, 1982

Institution	1st Term (Includes Intercession and Extended Session)				2nd Term			
	Lower	Upper	Graduate	Total	Lower	Upper	Graduate	Total
<u>ON-CAMPUS</u>								
Alcorn State Univ.	409	381	151	947	275	316	104	695
Delta State Univ.	229	624	416	1,269	147	440	281	868
Jackson State Univ.	704	1,177	348	2,229	474	979	13	1,466
Miss. State Univ.	785	1,958	1,050	3,793	707	1,747	771	3,225
Miss. Univ. for Women	263	334	83	680	143	223	74	440
Miss. Valley State Univ.	246	341	75	662	164	270	54	488
Univ. of Mississippi	385	1,467	841	2,693	347	1,245	790	2,382
Univ. of South. Miss.	531	2,489	1,224	4,244	<u>Only one summer term</u>			
TOTAL ON-CAMPUS	3,552	8,777	4,188	16,517	2,257	5,220	2,087	9,564
<u>DEGREE-GRANTING</u>								
<u>OFF-CAMPUS CENTERS*</u>								
MSU - Jackson	-	13	284	297				
MSU - Meridian	-	241	265	506				
MSU - Vicksburg Engineer.	-	1	4	5				
UM - Jackson	4	10	33	47				
UM - Tupelo	1	46	44	91				
USM - Jackson	-	3	7	10				
USM - Gulf Park	-	430	228	658				
USM - Natchez	-	90	83	173				
TOTAL DEGREE GRANTING CTR.	5	834	948	1,787				
<u>RESIDENT CENTERS*</u>								
MSU - Vicksburg	-	32	65	97				
UM - Booneville	-	6	19	25				
UM - Southaven	2	15	21	38				
USM - Jackson County	-	124	39	163				
TOTAL RESIDENT CENTERS	2	177	144	323				
TOTAL OFF-CAMPUS	7	1,011	1,092	2,110				

\* One report includes Intercession, Extended Session, and Both Terms



BOARD OF TRUSTEES OF STATE INSTITUTIONS OF HIGHER LEARNING  
STATE OF MISSISSIPPI

HEADCOUNT ON-CAMPUS ENROLLMENT BY LEVEL,  
BY RESIDENT AND NON-RESIDENT, AND BY TERM  
SUMMER, 1982

Class Level	Alcorn State		Delta State		Jackson State*		Mississippi State	
	1st Term	2nd Term	1st Term	2nd Term	1st Term	2nd Term	1st Term	2nd Term
Lower, Total	435	292	252	157	1,007	599	860	790
Resident	343	268	245	152	882	492	746	670
Non-Resident	92	24	7	5	125	107	114	120
Upper, Total	415	346	667	477	1,455	1,154	2,140	1,961
Resident	386	308	644	461	1,262	1,013	1,913	1,762
Non-Resident	29	38	23	16	193	141	227	199
Graduate, Total	206	129	488	332	601	35	1,084	813
Resident	182	117	473	317	547	32	779	543
Non-Resident	24	12	15	15	54	3	305	270
TOTAL, ALL	1,056	767	1,407	966	3,063	1,788	4,084	3,564
RESIDENT	911	693	1,362	930	2,691	1,537	3,438	2,975
NON-RESIDENT	145	74	45	36	372	251	646	589

\*Jackson State University's graduate program is primarily one continuous summer term. There are some graduate students enrolled in second term courses.

BOARD OF TRUSTEES OF STATE INSTITUTIONS OF HIGHER LEARNING  
STATE OF MISSISSIPPI

HEADCOUNT ON-CAMPUS ENROLLMENT BY LEVEL,  
BY RESIDENT AND NON-RESIDENT, AND BY TERM  
SUMMER, 1982 (Continued)

Class Level	MS Univ. for Women		MS Valley St. Univ.		Univ. of Miss.		Univ. of Sou. MS*
	1st Term	2nd Term	1st Term	2nd Term	1st Term	2nd Term	
Lower, Total	339	177	246	164	428	396	689
Resident	301	159	236	136	324	288	624
Non-Resident	38	18	10	28	104	108	65
Upper, Total	412	265	341	270	1,731	1,510	2,997
Resident	358	238	313	247	1,328	1,129	2,774
Non-Resident	54	27	28	23	403	381	223
Graduate, Total	110	102	75	54	957	891	1,753
Resident	104	90	75	54	719	661	1,350
Non-Resident	6	12	--	--	238	230	403
TOTAL, ALL	861	544	662	488	3,116	2,797	5,439
RESIDENT	763	487	624	437	2,371	2,078	4,748
NON-RESIDENT	98	57	38	51	745	719	691

\*The University of Southern Mississippi has one continuous summer term.



BOARD OF TRUSTEES OF STATE INSTITUTIONS OF HIGHER LEARNING  
STATE OF MISSISSIPPI

TOTAL HEADCOUNT ON-CAMPUS ENROLLMENT BY LEVEL,  
BY RESIDENT AND NON-RESIDENT, AND BY TERM  
SUMMER, 1982

<u>Class Level</u>	<u>First Term</u>	<u>Second Term*</u>
Lower, Total	4,256	2,575
Resident	3,701	2,165
Non-Resident	555	410
Upper, Total	10,158	5,983
Resident	8,978	5,158
Non-Resident	1,180	825
Graduate, Total	5,274	2,356
Resident	4,229	1,814
Non-Resident	1,045	542
TOTAL, ALL	19,688	10,914
RESIDENT	16,908	9,137
NON-RESIDENT	2,780	1,777

\*The University of Southern Mississippi has one continuous summer term. USM's enrollment is included in the first term totals only. Jackson State University's graduate program is primarily one continuous summer term. There are some students enrolled in second term courses and are included in the second term totals.

BOARD OF TRUSTEES OF STATE INSTITUTIONS OF HIGHER LEARNING  
STATE OF MISSISSIPPI

HEADCOUNT ON-CAMPUS ENROLLMENT BY SCHOOLS OR DIVISIONS  
SUMMER, 1982

<u>School or Division</u>	<u>Alcorn St. Univ.</u>		<u>Delta State Univ.</u>		<u>Jackson State Univ.</u>		<u>Miss. State Univ.</u>	
	<u>1st Term</u>	<u>2nd Term</u>	<u>1st Term</u>	<u>2nd Term</u>	<u>1st Term</u>	<u>2nd Term</u>	<u>1st Term</u>	<u>2nd Term</u>
Accountancy	--	--	--	--	--	--	205	197
Agriculture & Applied								
Science	232	195	--	--	--	--	424	379
Architecture	--	--	--	--	--	--	62	59
Arts & Sciences								
(Liberal Arts)	274	203	508	335	1,278	838	740	676
Business & Industry/								
Economics	192	145	328	249	765	526	526	489
Education & Psychology	272	205	516	356	569	175	746	607
Engineering	--	--	--	--	--	--	945	932
Forest Resources	--	--	--	--	--	--	127	66
Industrial & Technical								
Education	--	--	--	--	210	143	--	--
Nursing	86	19	55	26	--	--	--	--
Veterinary Medicine	--	--	--	--	--	--	60	59
Undeclared	--	--	--	--	241	106	249	100
TOTAL	1,056	767	1,407	966	3,063	1,788	4,084	3,564



BOARD OF TRUSTEES OF STATE INSTITUTIONS OF HIGHER LEARNING  
STATE OF MISSISSIPPI

HEADCOUNT ON-CAMPUS ENROLLMENT BY SCHOOLS OR DIVISIONS  
SUMMER, 1982 (Continued)

<u>School or Division</u>	<u>Ms Univ. for Women</u>		<u>Ms Valley St. Univ.</u>		<u>Univ. of Mississippi</u>		<u>Univ. of So. Miss.</u>
	<u>1st Term</u>	<u>2nd Term</u>	<u>1st Term</u>	<u>2nd Term</u>	<u>1st Term</u>	<u>2nd Term</u>	<u>Summer Term</u>
Accountancy	--	--	--	--	192	143	--
Arts & Sciences (Liberal Arts)	574	342	279	179	894	805	871
Business & Industry/ Economics	--	--	119	74	673	604	788
Education & Psychology	117	109	209	173	652	542	1,424
Engineering	--	--	--	--	267	261	--
Fine Arts	--	--	--	--	--	--	257
Health, P.E. & Recreation	--	--	--	--	--	--	284
Home Economics	49	36	--	--	--	--	243
Law	--	--	--	--	210	207	--
Library Services/ Science	--	--	--	--	24	23	122
Nursing	121	57	--	--	--	--	270
Pharmacy	--	--	--	--	135	118	--
Science & Mathematics/ Technology	--	--	--	--	--	--	1,080
Social Work (Graduate)	--	--	--	--	--	--	45
Technical	--	--	55	62	--	--	--
Undeclared	--	--	--	--	69	55	55
TOTAL	861	544	662	488	3,116	2,797	5,439

BOARD OF TRUSTEES OF STATE INSTITUTIONS OF HIGHER LEARNING  
STATE OF MISSISSIPPI

THE UNIVERSITY OF MISSISSIPPI MEDICAL CENTER  
HEADCOUNT ENROLLMENT  
SUMMER, 1982

<u>School</u>	<u>Resident</u>	<u>Non-Resident</u>	<u>Total</u>
<u>SCHOOL OF MEDICINE</u>			
3rd Year	156	-	156
4th Year	<u>138</u>	-	<u>138</u>
TOTAL	294	-	294
<u>SCHOOL OF DENTISTRY</u>			
3rd Year	38	-	38
Special Students	4	-	4
4th Year	14	-	14
Special Students	<u>27</u>	-	<u>27</u>
TOTAL	83	-	83
<u>SCHOOL OF NURSING</u>			
Junior	113	4	117
Senior	19	-	19
Advanced Standing - RN	11	-	11
Master of Nursing	<u>16</u>	<u>6</u>	<u>22</u>
TOTAL	159	10	169
<u>SCHOOL OF HEALTH RELATED PROFESSIONS</u>			
Nurse Anesthesiology			
Junior	7	8	15
Senior	5	4	9
Respiratory Therapy			
Non-Traditional	58	48	106
Technician	<u>10</u>	-	<u>10</u>
TOTAL	80	60	140



BOARD OF TRUSTEES OF STATE INSTITUTIONS OF HIGHER LEARNING  
STATE OF MISSISSIPPI

THE UNIVERSITY OF MISSISSIPPI MEDICAL CENTER  
HEADCOUNT ENROLLMENT  
SUMMER, 1982 (Continued)

<u>School</u>	<u>Resident</u>	<u>Non-Resident</u>	<u>Total</u>
<u>GRADUATE PROGRAM IN</u>			
<u>THE MEDICAL SCIENCES</u>			
Basic Science			
1st Year	6	6	12
2nd & Sub. Years	16	11	27
Nurse-Midwife (OB-GYN)	<u>2</u>	<u>7</u>	<u>9</u>
TOTAL	24	24	48
<u>OTHER PROGRAMS</u>			
Radiologic Technology	37	--	37
Nuclear Medicine Technology	6	--	6
Nurse-Midwifery Training	<u>2</u>	<u>14</u>	<u>16</u>
TOTAL	45	14	59
<u>POST GRADUATE EDUCATION</u>			
Interns	21	12	33
Residents	171	57	228
Fellows	17	8	25
Cl. Psychology Residents	1	13	14
Cl. Dentistry Residents	<u>--</u>	<u>--</u>	<u>--</u>
TOTAL	210	90	300
GRAND TOTALS	815	138	953

BOARD OF TRUSTEES OF STATE INSTITUTIONS OF HIGHER LEARNING  
STATE OF MISSISSIPPI

HEADCOUNT ENROLLMENT BY LEVEL  
AND BY RESIDENT AND NON-RESIDENT  
SUMMER, 1982

DEGREE-GRANTING OFF-CAMPUS CENTERS

Class Level	Mississippi State University			Univ. of Miss.		University of Southern Miss.			Total
	Jackson	Meridian	Vicksburg Eng.	Jackson	Tupelo	Jackson	Gulf Park	Natchez	
Lower, Total	--	--	--	3	5	--	--	--	8
Resident	--	--	--	3	5	--	--	--	8
Non-Resident	--	--	--	--	--	--	--	--	--
Upper, Total	15	277	3	47	166	9	781	159	1,457
Resident	15	269	3	47	165	9	771	146	1,425
Non-Resident	--	8	--	--	1	--	10	13	32
Graduate, Total	284	267	32	75	137	11	423	152	1,381
Resident	282	261	32	74	137	11	396	114	1,307
Non-Resident	2	6	--	1	--	--	27	38	74
TOTAL, ALL	299	544	35	125	308	20	1,204	311	2,846
RESIDENT	297	530	35	124	307	20	1,167	260	2,740
NON-RESIDENT	2	14	--	1	1	--	37	51	106



BOARD OF TRUSTEES OF STATE INSTITUTIONS OF HIGHER LEARNING  
STATE OF MISSISSIPPI

HEADCOUNT ENROLLMENT BY LEVEL  
AND BY RESIDENT AND NON-RESIDENT  
SUMMER, 1982

OFF-CAMPUS RESIDENT CENTERS

<u>Class Level</u>	<u>MSU Vicksburg</u>	<u>UM Booneville</u>	<u>UM Southaven</u>	<u>USM Jackson County</u>	<u>Total</u>
Lower, Total	--	1	1	--	2
Resident	--	1	1	--	2
Non-Resident	--	--	--	--	--
Upper, Total	40	22	62	317	441
Resident	40	22	49	317	428
Non-Resident	--	--	13	--	13
Graduate, Total	65	56	64	94	279
Resident	64	55	47	91	257
Non-Resident	1	1	17	3	22
TOTAL, ALL CLASSES	105	79	127	411	722
RESIDENT	104	78	97	408	687
NON-RESIDENT	1	1	30	3	35

BOARD OF TRUSTEES OF STATE INSTITUTIONS OF HIGHER LEARNING  
STATE OF MISSISSIPPI

HEADCOUNT ENROLLMENT BY SCHOOLS OR DIVISIONS  
SUMMER, 1982

DEGREE-GRANTING OFF-CAMPUS CENTERS

School or Division	Mississippi State University			Univ. of Miss.		University of Southern Miss.			Total
	Jackson	Meridian	Vicksburg Eng.	Jackson	Tupelo	Jackson	Gulf Park	Natchez	
Accountancy	--	44	--	3	14	--	--	--	61
Agriculture & Applied Science	2	12	--	--	--	--	--	--	14
Architecture	--	2	--	--	--	--	--	--	2
Arts & Sciences (Liberal Arts)	3	85	--	21	30	2	158	35	334
Business & Industry/ Economics	--	79	--	28	79	2	287	69	544
Education & Psychology	105	162	--	37	175	2	426	173	1,080
Engineering	--	8	35	1	3	--	--	--	47
Fine Arts	--	--	--	--	--	--	15	4	19
Forest Resources	--	--	--	--	--	--	--	--	--
Health, P.E. & Recreation	--	--	--	--	--	--	15	2	17
Home Economics	--	--	--	--	--	--	14	1	15
Library Services/ Science	--	--	--	22	7	1	14	3	47
Nursing	--	--	--	--	--	2	50	2	54
Paralegal Studies	--	--	--	13	--	--	--	--	13
Science & Mathematics/ Technology	--	--	--	--	--	4	220	19	243
Social Work (Graduate)	--	--	--	--	--	7	5	3	15
Undeclared	189	152	--	--	--	--	--	--	341
TOTAL	299	544	35	125	308	20	1,204	311	2,846



BOARD OF TRUSTEES OF STATE INSTITUTIONS OF HIGHER LEARNING  
STATE OF MISSISSIPPI

HEADCOUNT ENROLLMENT BY SCHOOLS OR DIVISIONS  
SUMMER, 1982

OFF-CAMPUS RESIDENT CENTERS

<u>School or Division</u>	<u>MSU Vicksburg</u>	<u>UM Booneville</u>	<u>UM Southaven</u>	<u>USM Jackson County</u>	<u>Total</u>
Accountancy	3	--	--	--	3
Agriculture	1	--	--	--	1
Arts & Sciences (Liberal Arts)	3	1	5	42	51
Business & Industry/Economics	9	--	27	146	182
Education & Psychology	45	78	87	150	360
Engineering	--	--	3	--	3
Fine Arts	--	--	--	1	1
Health, P.E. & Recreation	--	--	--	6	6
Home Economics	--	--	--	6	6
Library Services/Science	--	--	5	3	8
Nursing	--	--	--	16	16
Science & Mathematics/Technology	--	--	--	41	41
Social Work (Graduate)	--	--	--	--	--
Undeclared	44	--	--	--	44
TOTAL	105	79	127	411	722

BOARD OF TRUSTEES OF STATE INSTITUTIONS OF HIGHER LEARNING  
STATE OF MISSISSIPPI

ENROLLEES IN EXTENSION CLASSES  
SUMMER, 1982

<u>Institution</u>	<u>School or Division</u>					<u>Enrollees by Level</u>				<u>Classes by Level</u>			
	<u>Arts and Sciences</u>	<u>Business</u>	<u>Education</u>	<u>Other</u>	<u>Total</u>	<u>Lower</u>	<u>Upper</u>	<u>Graduate</u>	<u>Total</u>	<u>Lower</u>	<u>Upper</u>	<u>Graduate</u>	<u>Total</u>
DSU	-	-	19	-	19	-	19	-	19	-	57.0	-	57
MSU	-	21	258	-	279	-	16	263	279	-	0.9	14.1	15
MVSU	-	-	39	-	39	-	39	-	39	-	3.0	-	3
UM	18	-	107	-	125	10	4	111	125	2.5	0.5	5.0	8
USM	<u>289</u>	<u>62</u>	<u>128</u>	<u>171</u>	<u>650</u>	<u>-</u>	<u>362</u>	<u>288</u>	<u>650</u>	<u>2.0</u>	<u>25.6</u>	<u>33.4</u>	<u>61</u>
TOTAL	307	83	551	171	1,112	10	440	662	1,112	4.5	87.0	52.5	144



III

DEGREES CONFERRED 1982-83

BOARD OF TRUSTEES OF STATE INSTITUTIONS OF HIGHER LEARNING  
STATE OF MISSISSIPPI

CLASSIFICATION OF INSTRUCTIONAL PROGRAMS (CIP)

All institutions have now made the transition from the HEGIS numbering system for classifying programs to the CIP numbering system. The following table shows the new CIP numbering system within the broad program categories. Degrees conferred are shown on the following pages using the CIP numbering system.

AGRICULTURE

- 01. Agribusiness and Agricultural Production
- 02. Agricultural Sciences
- 03. Renewable Natural Resources

ARCHITECTURE AND ENVIRONMENTAL DESIGN

- 04. Architecture and Environmental Design

AREA AND ETHNIC STUDIES

- 05. Area and Ethnic Studies

BUSINESS

- 06. Business and Management
- 07. Business and Office
- 08. Marketing and Distribution

COMMUNICATIONS

- 09. Communications
- 10. Communications Technologies

COMPUTER AND INFORMATION SCIENCES

- 11. Computer and Information Sciences

CONSUMER, PERSONAL, AND MISCELLANEOUS SERVICES

- 12. Consumer, Personal, and Miscellaneous Services

EDUCATION

- 13. Education

ENGINEERING

- 14. Engineering
- 15. Engineering and Engineering-Related Technologies

FOREIGN LANGUAGES

- 16. Foreign Languages

HEALTH

- 17. Allied Health
- 18. Health Sciences

HOME ECONOMICS

- 19. Home Economics
- 20. Vocational Home Economics

INDUSTRIAL ARTS

- 21. Industrial Arts



LAW

22. Law

LETTERS

23. Letters

LIBERAL/GENERAL STUDIES

24. Liberal/General Studies

LIBRARY AND ARCHIVAL SCIENCES

25. Library and Archival Sciences

LIFE SCIENCES

26. Life Sciences

MATHEMATICS

27. Mathematics

MILITARY SCIENCES

28. Military Sciences  
29. Military Technologies

MULTI/INTERDISCIPLINARY STUDIES

30. Multi/Interdisciplinary Studies

PARKS AND RECREATION

31. Parks and Recreation

PERSONAL AND SOCIAL DEVELOPMENT

32. Basic Skills

33. Citizenship/Civic Activities  
34. Health-Related Activities  
35. Interpersonal Skills  
36. Leisure and Recreational Activities  
37. Personal Awareness

PHILOSOPHY, RELIGION, AND THEOLOGY

38. Philosophy and Religion  
39. Theology

PHYSICAL SCIENCES

40. Physical Sciences  
41. Science Technologies

PSYCHOLOGY

42. Psychology

PUBLIC AFFAIRS AND PROTECTIVE SERVICES

43. Protective Services  
44. Public Affairs

SOCIAL SCIENCES

45. Social Sciences

TRADE AND INDUSTRIAL

46. Construction Trades  
47. Mechanics and Repairers  
48. Precision and Production  
49. Transportation and Material Moving

VISUAL AND PERFORMING ARTS

50. Visual and Performing Arts



BOARD OF TRUSTEES OF STATE INSTITUTIONS OF HIGHER LEARNING  
STATE OF MISSISSIPPI

DEGREES CONFERRED BY LEVEL AND BY INSTITUTION  
1982-83

<u>Level</u>	<u>Alcorn State</u>	<u>Delta State</u>	<u>Jackson State</u>	<u>MS State Univ.</u>	<u>MS Univ. for Women</u>	<u>MS Valley State</u>	<u>Univ. of Miss.</u>	<u>Univ. of Sou. MS</u>	<u>Univ. MS Med. Cntr.</u>	<u>Total</u>
Bachelor's	241	458	801	1,937	311	231	1,558	2,113	146	7,796
Master's	51	126	223	485	44	36	323	530	12	1,830
Specialist or 6th Year	-	14	22	26	-	-	14	21	-	97
Doctor's	-	-	4	82	-	-	70	82	7	245
Professional										
Law	-	-	-	-	-	-	142	-	-	142
Dentistry	-	-	-	-	-	-	-	-	37	37
Medicine	-	-	-	-	-	-	-	-	138	138
Veterinary Medicine	-	-	-	30	-	-	-	-	-	30
TOTAL	292	598	1,050	2,560	355	267	2,107	2,746	340	10,315
Less than 4-Yr. Awards	28	-	-	-	25	9	15	-	81	158
GRAND TOTAL	320	598	1,050	2,560	380	276	2,122	2,746	421	10,473



BOARD OF TRUSTEES OF STATE INSTITUTIONS OF HIGHER LEARNING  
STATE OF MISSISSIPPI

DEGREES CONFERRED BY MAJOR FIELDS, 1982-83  
BACHELOR'S DEGREES

<u>Discipline</u>	<u>Alcorn State</u>	<u>Delta State</u>	<u>Jackson State</u>	<u>MS State Univ.</u>	<u>MS Univ. for Women</u>	<u>MS Valley State</u>	<u>Univ. of Miss.</u>	<u>Univ. of Sou. MS</u>	<u>Univ. MS Med. Ctr.</u>	<u>Total</u>
<u>AGRICULTURE</u>										
010102 Agribusiness	-	-	-	6	-	-	-	-	-	6
010103 Agricultural Economics	6	-	-	36	-	-	-	-	-	42
010304 Crops	-	-	-	4	-	-	-	-	-	4
010605 Landscape Contr.	-	-	-	18	-	-	-	-	-	18
020101 General Agric.	-	-	-	4	-	-	-	-	-	4
020201 Animal Science	3	-	-	21	-	-	-	-	-	24
020206 Dairy Science	-	-	-	7	-	-	-	-	-	7
020209 Poultry Science	-	-	-	5	-	-	-	-	-	5
020301 Food Science & Technology	-	-	-	2	-	-	-	-	-	2
020402 Agronomy	4	-	-	14	-	-	-	-	-	18
020403 Horticulture	-	-	-	6	-	-	-	-	-	6
020404 Ornamentals Prod. Mgt. & Science	-	-	-	2	-	-	-	-	-	2
020406 Plant Pathology & Weed Science	-	-	-	1	-	-	-	-	-	1
020407 Seed Technology	-	-	-	5	-	-	-	-	-	5
020410 Turf Grass Mgt.	-	-	-	2	-	-	-	-	-	2
020499 Fruits & Vegetables	-	-	-	1	-	-	-	-	-	1
020501 Soils	-	-	-	2	-	-	-	-	-	2
030302 Fisheries Mgt.	-	-	-	7	-	-	-	-	-	7
030501 Forestry	-	-	-	39	-	-	-	-	-	39
030509 Wood Science & Technology	-	-	-	5	-	-	-	-	-	5
TOTAL	13	-	-	187	-	-	-	-	-	200



Bachelor's Degrees Conferred, 1982-83  
(Continued)

<u>Discipline</u>	<u>Alcorn State</u>	<u>Delta State</u>	<u>Jackson State</u>	<u>MS State Univ.</u>	<u>MS Univ. for Women</u>	<u>MS Valley State</u>	<u>Univ. of Miss.</u>	<u>Univ. of Sou. MS</u>	<u>Univ. MS Med. Ctr.</u>	<u>Total</u>
<u>ARCHITECTURE &amp; ENVIRONMENTAL DESIGN</u>										
040201 Architecture	-	-	-	28	-	-	-	-	-	28
040301 Community and Reg. Planning	-	-	-	-	-	-	-	6	-	6
040501 Interior Design	-	8	-	-	5	-	13	15	-	41
040601 Landscape Architecture	-	-	-	10	-	-	-	-	-	10
TOTAL	-	8	-	38	5	-	13	21	-	85
<u>AREA AND ETHNIC STUDIES</u>										
050102 American Studies	-	-	-	-	-	-	-	2	-	2
050107 Latin American Studies	-	-	-	-	-	-	-	4	-	4
TOTAL	-	-	-	-	-	-	-	6	-	6



Bachelor's Degrees Conferred, 1982-83  
(Continued)

<u>Discipline</u>	<u>Alcorn State</u>	<u>Delta State</u>	<u>Jackson State</u>	<u>MS State Univ.</u>	<u>MS Univ. for Women</u>	<u>MS Valley State</u>	<u>Univ. of Miss.</u>	<u>Univ. of Sou. MS</u>	<u>Univ. MS Med. Ctr.</u>	<u>Total</u>
<u>BUSINESS</u>										
060101 Business General	-	25	-	-	-	-	196	-	-	221
060101 Sales Mgt.	-	-	-	-	-	-	-	5	-	5
060201 Accountancy	-	-	-	-	-	-	127	-	-	127
060201 Accounting	5	47	48	129	20	8	-	100	-	357
060201 Accounting - Data Processing	-	-	-	-	-	-	-	18	-	18
060201 Industrial & Inst. Acct.	-	-	-	-	-	-	-	30	-	30
060301 Banking & Finance	-	-	-	64	-	-	56	19	-	139
060301 Finance	-	25	46	-	-	-	-	-	-	71
060301 Managerial Finance	-	-	-	-	-	-	22	-	-	22
060401 Business Admin.	34	-	6	117	43	22	-	177	-	399
060401 Management	-	27	71	78	-	-	47	-	-	223
060401 Office Management	-	-	-	-	-	-	-	6	-	6
060402 Merchandising	-	-	-	-	16	-	-	-	-	16
060499 Industrial Mgt.	-	-	-	-	-	-	-	10	-	10
060501 Economics	-	-	4	3	-	-	5	5	-	17
060701 Hotel & Restaurant Administration	-	-	-	-	-	-	-	21	-	21
060705 Transportation	-	-	-	6	-	-	-	-	-	6
060801 Insurance	-	-	-	9	-	-	20	-	-	29
060801 Insurance & Real Estate	-	6	-	-	-	-	-	-	-	6
061201 Mgt. Inf. Systems	-	24	-	-	-	-	-	-	-	24
061401 Marketing	-	17	33	85	-	-	98	-	-	233
061401 Marketing Mgt.	-	-	-	-	-	-	-	71	-	71
061601 Personnel Mgt.	-	-	-	-	-	-	-	40	-	40
061701 Real Estate	-	-	-	-	-	-	3	-	-	3
061701 Real Estate & Ins.	-	-	-	-	-	-	-	9	-	9
061705 Real Estate & Mortgage Fin.	-	-	-	7	-	-	-	-	-	7



Bachelor's Degrees Conferred, 1982-83  
(Continued)

<u>Discipline</u>	<u>Alcorn State</u>	<u>Delta State</u>	<u>Jackson State</u>	<u>MS State Univ.</u>	<u>MS Univ. for Women</u>	<u>MS Valley State</u>	<u>Univ. of Miss.</u>	<u>Univ. of Sou. MS</u>	<u>Univ. MS Med. Ctr.</u>	<u>Total</u>
<u>BUSINESS (Continued)</u>										
070301 Business Statistical Data Processing	-	-	-	39	-	-	-	-	-	39
070401 Administrative Services	-	-	-	-	-	-	15	-	-	15
070401 Office Admin.	-	5	20	-	3	3	-	-	-	31
070401 Secretarial Admin.	-	-	-	-	2	-	-	-	-	2
070601 Secretarial Science	7	-	-	3	-	-	-	-	-	10
070602 Court Reporting	-	-	-	-	-	-	4	-	-	4
080102 Fashion Mdse.	-	6	-	-	-	-	-	-	-	6
TOTAL	46	182	228	540	84	33	593	511	-	2,217

COMMUNICATIONS

090101 Communication General	-	-	-	72	-	-	-	10	-	82
090201 Advertising - Business Admin.	-	-	-	-	-	-	-	1	-	1
090201 Advertising - Liberal Arts	-	-	-	-	-	-	-	19	-	19
090401 Journalism	-	-	-	-	10	-	45	41	-	96
090401 Mass Communications	-	-	60	-	-	-	-	-	-	60
090601 Broadcast Journalism	-	-	-	-	2	-	-	-	-	2
090601 Broadcasting	-	-	-	-	6	-	-	-	-	6
090701 Radio/Television	-	-	-	-	-	-	18	-	-	18
090701 Radio, Television Film	-	-	-	-	-	-	-	43	-	43
099999 Agricomcommunication	-	-	-	3	-	-	-	-	-	3
099999 Journalism & Adver.	-	-	-	-	-	-	7	-	-	7
099999 Speech Communication	-	-	-	-	-	-	-	20	-	20
TOTAL	-	-	60	75	18	-	70	134	-	357



Bachelor's Degrees Conferred, 1982-83  
(Continued)

<u>Discipline</u>	<u>Alcorn State</u>	<u>Delta State</u>	<u>Jackson State</u>	<u>MS State Univ.</u>	<u>MS Univ. for Women</u>	<u>MS Valley State</u>	<u>Univ. of Miss.</u>	<u>Univ. of Sou. MS</u>	<u>Univ. MS Med. Ctr.</u>	<u>Total</u>
<u>COMPUTER AND INFORMATION SCIENCES</u>										
110101 Computer Science- Data Processing	-	-	-	-	-	-	-	11	-	11
110101 Computer Science- General	-	-	55	44	-	15	34	117	-	265
119999 Computer Science & Applied Math	<u>7</u>	<u>-</u>	<u>-</u>	<u>-</u>	<u>-</u>	<u>-</u>	<u>-</u>	<u>-</u>	<u>-</u>	<u>7</u>
TOTAL	7	-	55	44	-	15	34	128	-	283



Bachelor's Degrees Conferred, 1982-83  
(Continued)

<u>Discipline</u>	<u>Alcorn State</u>	<u>Delta State</u>	<u>Jackson State</u>	<u>MS State Univ.</u>	<u>MS Univ. for Women</u>	<u>MS Valley State</u>	<u>Univ. of Miss.</u>	<u>Univ. of Sou. MS</u>	<u>Univ. MS Med. Ctr.</u>	<u>Total</u>
<u>EDUCATION</u>										
130801 Educational Psychology	1	-	-	27	-	-	-	-	-	28
131001 Special Ed.	20	6	29	30	10	-	29	50	-	174
131003 Education of the Deaf	-	-	-	-	-	-	-	10	-	10
131202 Elementary Ed.	11	37	35	98	37	41	89	160	-	508
131204 Early Childhood K-3	-	-	-	-	2	-	-	-	-	2
131204 Early Childhood N-K	2	-	-	-	-	-	-	-	-	2
131205 Secondary Ed.	-	-	-	52	-	-	24	46	-	122
131301 Agric. & Ext. Ed.	-	-	-	17	-	-	-	-	-	17
131301 Agric. Ed.	11	-	-	-	-	-	-	-	-	11
131302 Art Education	-	6	3	9	2	1	2	2	-	25
131303 Business Ed.	8	4	8	17	3	2	6	14	-	62
131307 Health Ed.	-	-	-	-	-	-	-	6	-	6
131307 Health Science	7	-	-	-	-	-	-	-	-	7
131308 Home Economics Education	2	-	-	-	13	-	4	8	-	27
131309 Industrial & Vocational Ed.	-	-	-	-	-	-	-	25	-	25
131309 Industrial Arts Education	3	-	11	7	-	1	-	6	-	28
131309 Industrial Mech.	-	-	-	-	-	-	-	11	-	11
131310 Distributive Ed.	-	-	-	10	-	-	-	-	-	10
131311 Math Education	-	9	1	-	-	-	4	-	-	14
131312 Music Education	4	11	8	17	4	4	4	25	-	77
131314 Athletic Admin. & Coaching	-	-	-	-	-	-	-	43	-	43
131314 Health, P.E. & Recreation	6	22	30	-	-	-	30	-	-	88
131314 Physical Ed.	-	-	-	52	10	-	-	30	-	92



Bachelor's Degrees Conferred, 1982-83  
(Continued)

<u>Discipline</u>	<u>Alcorn State</u>	<u>Delta State</u>	<u>Jackson State</u>	<u>MS State Univ.</u>	<u>MS Univ. for Women</u>	<u>MS Valley State</u>	<u>Univ. of Miss.</u>	<u>Univ. of Sou. MS</u>	<u>Univ. MS Med. Ctr.</u>	<u>Total</u>
<u>EDUCATION (Continued)</u>										
131314 Physical Ed. & Health	-	-	-	-	-	22	-	-	-	22
131316 Science Ed.	-	-	-	-	-	-	2	7	-	9
131319 Technical Ed.	10	-	-	-	-	-	-	-	-	10
131319 Trade and Tech. Studies	-	-	-	3	-	-	-	-	-	3
131320 Vocational Industrial Ed.	-	-	-	-	-	4	-	-	-	4
TOTAL	85	95	125	339	81	75	194	443	-	1,437



Bachelor's Degrees Conferred, 1982-83  
(Continued)

<u>Discipline</u>	<u>Alcorn State</u>	<u>Delta State</u>	<u>Jackson State</u>	<u>MS State Univ.</u>	<u>MS Univ. for Women</u>	<u>MS Valley State</u>	<u>Univ. of Miss.</u>	<u>Univ. of Sou. MS</u>	<u>Univ. MS Med. Ctr.</u>	<u>Total</u>
<u>ENGINEERING AND TECHNOLOGY</u>										
140101 Engineering	-	-	-	-	-	-	10	-	-	10
140201 Aerospace Engr.	-	-	-	22	-	-	-	-	-	22
140301 Agric. Engr.	-	-	-	3	-	-	-	-	-	3
140501 Biological Engr.	-	-	-	10	-	-	-	-	-	10
140701 Chemical Engr.	-	-	-	62	-	-	25	-	-	87
140801 Civil Engr.	-	-	-	60	-	-	30	-	-	90
141001 Electrical Engr.	-	-	-	77	-	-	21	-	-	98
141501 Geological Engr.	-	-	-	-	-	-	1	-	-	1
141701 Industrial Engr.	-	-	-	20	-	-	-	-	-	20
141901 Mechanical Engr.	-	-	-	71	-	-	19	-	-	90
142301 Nuclear Engr.	-	-	-	15	-	-	-	-	-	15
142501 Petroleum Engr.	-	-	-	57	-	-	-	-	-	57
150101 Architectural Engr. Technology	-	-	-	-	-	-	-	17	-	17
150101 Construction Engr. Technology	-	-	-	11	-	-	-	22	-	33
150301 Computer Tech.	-	-	-	-	-	-	-	12	-	12
150303 Electronic Engr. Technology	-	-	-	8	-	-	-	8	-	16
150504 Environmental Health	-	-	-	-	-	5	-	-	-	5
150599 Environmental Technology	-	-	-	-	-	-	-	2	-	2
150603 Industrial Tech.	9	-	58	7	-	13	-	10	-	97
150802 Agricultural Engr. Tech. & Business	-	-	-	19	-	-	-	-	-	19
150805 Mechanical Tech.	-	-	-	-	-	-	-	3	-	3
159999 Marine Engr. Technology	-	-	-	1	-	-	-	-	-	1
TOTAL	9	-	58	443	-	18	106	74	-	708



Bachelor's Degrees Conferred, 1982-83  
(Continued)

<u>Discipline</u>	<u>Alcorn State</u>	<u>Delta State</u>	<u>Jackson State</u>	<u>MS State Univ.</u>	<u>MS Univ. for Women</u>	<u>MS Valley State</u>	<u>Univ. of Miss.</u>	<u>Univ. of Sou. MS</u>	<u>Univ. MS Med. Ctr.</u>	<u>Total</u>
<u>FOREIGN LANGUAGES</u>										
160101 Foreign Languages	-	-	-	1	1	-	-	-	-	2
160501 German	-	-	-	1	-	-	3	1	-	5
160901 French	-	-	1	1	-	-	2	3	-	7
160905 Spanish	-	3	-	1	-	-	3	3	-	10
TOTAL	-	3	1	4	1	-	8	7	-	24
<u>HEALTH</u>										
170306 Cytotechnology	-	-	-	-	-	-	-	-	1	1
170310 Medical Tech.	-	6	-	10	-	-	4	34	7	61
170813 Physical Therapy	-	-	-	-	-	-	-	-	26	26
180101 Audiology	-	-	-	-	-	-	-	2	-	2
180102 Speech Pathology	-	11	-	-	8	-	-	19	-	38
180103 Communicative Disorders	-	-	-	-	-	-	15	-	-	15
180703 Medical Records Administration	-	-	-	-	-	-	-	-	11	11
181101 Nursing	14	9	-	-	24	-	-	157	92	296
181102 Nursing Anesthetist	-	-	-	-	-	-	-	-	9	9
181401 Pharmacy	-	-	-	-	-	-	79	-	-	79
181701 Dentistry	-	-	-	-	-	-	1	-	-	1
181801 Medicine	-	-	-	-	-	-	4	-	-	4
TOTAL	14	26	-	10	32	-	103	212	146	543



Bachelor's Degrees Conferred, 1982-83  
(Continued)

<u>Discipline</u>	<u>Alcorn State</u>	<u>Delta State</u>	<u>Jackson State</u>	<u>MS State Univ.</u>	<u>MS Univ. for Women</u>	<u>MS Valley State</u>	<u>Univ. of Miss.</u>	<u>Univ. of Sou. MS</u>	<u>Univ. MS Med. Ctr.</u>	<u>Total</u>
<u>HOME ECONOMICS</u>										
190101 Home Economics	3	4	-	73	-	-	30	-	-	110
190501 Foods & Nutrition	-	-	-	-	4	-	-	-	-	4
190503 Dietetics	-	-	-	-	-	-	-	14	-	14
190602 Home Economics Equipment	-	-	-	-	-	-	-	1	-	1
190701 Child Dev. and Family Life	-	-	-	-	1	-	-	-	-	1
190701 Family & Human Development	-	-	-	-	5	-	-	-	-	5
190704 Marriage & Family Living	-	-	-	-	-	-	-	2	-	2
190901 Clothing and Textiles	-	-	-	-	-	-	-	3	-	3
190901 Clothing Mdse. & Design	-	-	-	-	-	-	17	-	-	17
190901 Clothing, Textiles & Mdse.	-	-	-	-	2	-	-	-	-	2
190903 Clothing Mdse.	-	-	-	-	-	-	-	24	-	24
200102 Child Dev.	-	-	-	-	-	-	-	9	-	9
200601 Institutional Management	<u>1</u>	<u>-</u>	<u>-</u>	<u>-</u>	<u>-</u>	<u>-</u>	<u>2</u>	<u>-</u>	<u>-</u>	<u>3</u>
TOTAL	4	4	-	73	12	-	49	53	-	195
<u>LAW</u>										
220103 Paralegal Studies	<u>-</u>	<u>-</u>	<u>-</u>	<u>-</u>	<u>4</u>	<u>-</u>	<u>-</u>	<u>33</u>	<u>-</u>	<u>37</u>
TOTAL	-	-	-	-	4	-	-	33	-	37



Bachelor's Degrees Conferred, 1982-83  
(Continued)

<u>Discipline</u>	<u>Alcorn State</u>	<u>Delta State</u>	<u>Jackson State</u>	<u>MS State Univ.</u>	<u>MS Univ. for Women</u>	<u>MS Valley State</u>	<u>Univ. of Miss.</u>	<u>Univ. of Sou. MS</u>	<u>Univ. MS Med. Ctr.</u>	<u>Total</u>
<u>LETTERS</u>										
230101 English	6	13	3	7	4	3	58	40	-	134
230201 Classical Civilization	-	-	-	-	-	-	1	-	-	1
230201 Classics	-	-	-	-	-	-	-	1	-	1
230801 English Lit.	-	-	5	-	-	-	-	-	-	5
231001 Speech	-	3	17	-	4	9	-	-	-	33
TOTAL	6	16	25	7	8	12	59	41	-	174
<u>LIBERAL/GENERAL STUDIES</u>										
240101 General Liberal Arts	-	-	-	8	-	-	-	-	-	8
240101 Liberal Arts	-	-	-	-	-	-	2	-	-	2
TOTAL	-	-	-	8	-	-	2	-	-	10
<u>LIBRARY AND ARCHIVAL SCIENCES</u>										
250401 Library Science	-	-	-	-	3	-	-	12	-	15
250401 School Library Science	-	-	-	4	-	-	-	-	-	4
250401 School Media/ Library Sci.	-	3	-	-	-	-	-	-	-	3
TOTAL	-	3	-	4	3	-	-	12	-	22



Bachelor's Degrees Conferred, 1982-83  
(Continued)

<u>Discipline</u>	<u>Alcorn State</u>	<u>Delta State</u>	<u>Jackson State</u>	<u>MS State Univ.</u>	<u>MS Univ. for Women</u>	<u>MS Valley State</u>	<u>Univ. of Miss.</u>	<u>Univ. of Sou. MS</u>	<u>Univ. MS Med. Ctr.</u>	<u>Total</u>
<u>LIFE SCIENCES</u>										
260101 Biology	5	17	36	-	7	16	59	44	-	184
260201 Biochemistry	-	-	-	11	-	-	-	-	-	11
260301 Botany	-	-	-	2	-	-	-	-	-	2
260501 Microbiology	-	-	-	11	11	-	-	3	-	25
260607 Marine Biology	-	-	-	-	-	-	1	-	-	1
260701 Zoology	-	-	-	2	-	-	10	-	-	12
260702 Entomology	-	-	-	4	-	-	-	-	-	4
TOTAL	5	17	36	30	18	16	70	47	-	239
<u>MATHEMATICS</u>										
270101 Mathematics	-	-	6	5	4	4	6	16	-	41
270501 Statistics	-	3	-	-	-	-	-	-	-	3
TOTAL	-	3	6	5	4	4	6	16	-	44
<u>MULTI/INTERDISCIPLINARY STUDIES</u>										
300101 Environmental Science	-	2	-	-	-	-	-	-	-	2
300101 General Science	-	2	-	12	-	-	-	-	-	14
300101 Interdisciplinary Science	-	-	-	-	-	-	5	-	-	5
TOTAL	-	4	-	12	-	-	5	-	-	21
<u>PARKS AND RECREATION</u>										
310101 Recreation	7	-	-	-	-	-	-	29	-	36
310301 Parks and Rec. Admin.	-	-	-	1	-	-	-	-	-	1
310301 Rec. Leadership	-	-	-	-	-	-	13	-	-	13
TOTAL	7	-	-	1	-	-	13	29	-	50



Bachelor's Degrees Conferred, 1982-83  
(Continued)

<u>Discipline</u>	<u>Alcorn State</u>	<u>Delta State</u>	<u>Jackson State</u>	<u>MS State Univ.</u>	<u>MS Univ. for Women</u>	<u>MS Valley State</u>	<u>Univ. of Miss.</u>	<u>Univ. of Sou. MS</u>	<u>Univ. MS Med. Ctr.</u>	<u>Total</u>
<u>PHILOSOPHY, RELIGION, AND THEOLOGY</u>										
380101 Philosophy	-	-	-	2	-	-	3	2	-	7
380101 Philosophy & Religion	-	-	-	-	1	-	-	1	-	2
380201 Religions	-	-	-	-	-	-	2	-	-	2
TOTAL	-	-	-	2	1	-	5	3	-	11
<u>PHYSICAL SCIENCES</u>										
400101 Physical Sciences	-	-	-	-	2	-	-	-	-	2
400401 Meteorology	-	-	2	-	-	-	-	-	-	2
400501 Chemistry	11	8	12	4	3	2	26	19	-	85
400599 Polymer Science	-	-	-	-	-	-	-	5	-	5
400601 Geology	-	-	-	12	-	-	2	28	-	42
400699 Environmental Geology	-	-	-	-	-	-	4	-	-	4
400801 Physics	-	1	3	2	-	-	8	5	-	19
TOTAL	11	9	17	18	5	2	40	57	-	159
<u>PSYCHOLOGY</u>										
420101 Psychology	-	3	19	19	1	-	33	56	-	131
TOTAL	-	3	19	19	1	-	33	56	-	131



Bachelor's Degrees Conferred, 1982-83  
(Continued)

Discipline	Alcorn State	Delta State	Jackson State	MS State Univ.	MS Univ. for Women	MS Valley State	Univ. of Miss.	Univ. of Sou. MS	Univ. MS Med. Ctr.	Total
<u>PUBLIC AFFAIRS &amp; PROTECTIVE SERVICE</u>										
430102 Corrections	-	-	-	-	-	-	5	-	-	5
430104 Criminal Justice	-	24	-	-	-	21	-	60	-	105
430104 Criminal Justice & Correctional Services	-	-	64	-	-	-	-	-	-	64
430106 Forensic Science	-	-	-	-	-	-	2	-	-	2
430107 Law Enforcement	-	-	-	-	-	-	29	-	-	29
440401 Public Admin.	-	-	-	-	-	-	6	-	-	6
440401 Urban Admin.	-	-	-	-	-	-	10	-	-	10
440701 Social Gerontology	-	-	-	-	-	1	-	-	-	1
440701 Social Work	-	13	45	21	13	11	24	-	-	127
440701 Sociology/ Social Work	-	-	-	-	-	-	1	-	-	1
440799 Social & Rehab. Services	-	-	-	-	-	-	-	26	-	26
TOTAL	-	37	109	21	13	33	77	86	-	376
<u>SOCIAL SCIENCES</u>										
450101 Social Science	1	9	-	-	-	3	-	-	-	13
450101 Social Studies	-	-	-	-	-	-	-	7	-	7
450201 Anthropology	-	-	-	3	-	-	2	2	-	7
450601 Economics	4	-	-	-	-	-	3	-	-	7
450701 Geography	-	-	-	1	-	-	-	12	-	13
450801 History	1	5	10	4	3	3	10	17	-	53
451001 Political Science	14	7	26	29	3	8	29	36	-	152
451101 Sociology	-	4	13	5	-	7	4	31	-	64
451101 Sociol. & Soc. Serv.	14	-	-	-	-	-	-	-	-	14
451201 Urban Studies	-	-	7	-	-	-	-	-	-	7
TOTAL	34	25	56	42	6	21	48	105	-	337



Bachelor's Degrees Conferred, 1982-83  
(Continued)

<u>Discipline</u>	<u>Alcorn State</u>	<u>Delta State</u>	<u>Jackson State</u>	<u>MS State Univ.</u>	<u>MS Univ. for Women</u>	<u>MS Valley State</u>	<u>Univ. of Miss.</u>	<u>Univ. of Sou. MS</u>	<u>Univ. MS Med. Ctr.</u>	<u>Total</u>
<u>TRADE AND INDUSTRIAL</u>										
480203 Commercial Art	-	-	-	-	10	-	-	-	-	10
490101 Aviation Management	-	4	-	-	-	-	-	-	-	4
TOTAL	-	4	-	-	10	-	-	-	-	14
<u>VISUAL &amp; PERFORMING ARTS</u>										
500101 Art	-	16	5	15	1	1	7	6	-	51
500301 Dance	-	-	-	-	-	-	-	4	-	4
500402 Design	-	-	-	-	-	-	6	-	-	6
500501 Speech & Theater	-	-	-	-	-	-	1	-	-	1
500501 Theater	-	-	-	-	-	-	10	9	-	19
500708 Painting	-	-	-	-	-	-	2	-	-	2
500709 Sculpture	-	-	-	-	-	-	1	-	-	1
500799 Printmaking	-	-	-	-	-	-	1	-	-	1
500901 Music	-	-	-	-	-	1	1	20	-	22
500901 Music Liberal Arts	-	-	-	-	2	-	-	-	-	2
500903 Applied Music	-	-	-	-	-	-	1	-	-	1
500903 Organ	-	-	-	-	1	-	-	-	-	1
500903 Performance	-	3	-	-	-	-	-	-	-	3
500903 Piano Performing Music	-	-	1	-	1	-	-	-	-	2
TOTAL	-	19	6	15	5	2	30	39	-	116
<u>GRAND TOTAL</u>	241	458	801	1,937	311	231	1,558	2,113	146	7,796



BOARD OF TRUSTEES OF STATE INSTITUTIONS OF HIGHER LEARNING  
STATE OF MISSISSIPPI

DEGREES CONFERRED BY MAJOR FIELDS, 1982-83  
MASTER'S DEGREES

<u>Discipline</u>	<u>Alcorn State</u>	<u>Delta State</u>	<u>Jackson State</u>	<u>MS State Univ.</u>	<u>MS Univ. for Women</u>	<u>MS Valley State</u>	<u>Univ. of Miss.</u>	<u>Univ. of Sou. MS</u>	<u>Univ. MS Med. Ctr.</u>	<u>Total</u>
<u>AGRICULTURE</u>										
010103 Agricultural Economics	-	-	-	12	-	-	-	-	-	12
020101 General Agric.	11	-	-	-	-	-	-	-	-	11
020201 Animal Science	-	-	-	2	-	-	-	-	-	2
020206 Dairy Science	-	-	-	3	-	-	-	-	-	3
020301 Food Science & Technology	-	-	-	4	-	-	-	-	-	4
020402 Agronomy	-	-	-	24	-	-	-	-	-	24
020403 Horticulture	-	-	-	3	-	-	-	-	-	3
020408 Weed Science	-	-	-	1	-	-	-	-	-	1
030501 Forestry	-	-	-	10	-	-	-	-	-	10
030601 Wildlife Ecology	-	-	-	6	-	-	-	-	-	6
TOTAL	11	-	-	65	-	-	-	-	-	76
<u>ARCHITECTURE &amp; ENVIRONMENTAL DESIGN</u>										
040301 Urban and Regional Planning	-	-	-	-	-	-	6	-	-	6
TOTAL	-	-	-	-	-	-	6	-	-	6



Master's Degrees Conferred, 1982-83  
(Continued)

<u>Discipline</u>	<u>Alcorn State</u>	<u>Delta State</u>	<u>Jackson State</u>	<u>MS State Univ.</u>	<u>MS Univ. for Women</u>	<u>MS Valley State</u>	<u>Univ. of Miss.</u>	<u>Univ. of Sou. MS</u>	<u>Univ. MS Med. Ctr.</u>	<u>Total</u>
<u>EDUCATION (Continued)</u>										
131304 Traffic & Safety Education	-	1	-	-	-	-	-	-	-	1
131307 Health Education	-	-	-	-	-	-	-	9	-	9
131308 Home Economics Ed.	-	-	-	-	2	-	-	8	-	10
131309 Industrial & Vocational Ed.	-	-	-	-	-	-	-	15	-	15
131309 Industrial Arts Ed.	-	-	8	-	-	-	-	-	-	8
131311 Mathematics Ed.	-	1	2	-	-	-	-	-	-	3
131312 Music Education	-	6	8	6	-	-	1	10	-	31
131314 Health, Physical Ed. & Recreation	-	7	2	-	-	-	5	-	-	14
131314 Physical Education	-	-	-	13	1	-	-	12	-	26
131315 Reading Education	-	5	-	-	-	-	7	5	-	17
131316 Science Education	-	-	2	-	-	-	-	3	-	5
131319 Vocational Ed.	-	-	-	12	-	-	-	-	-	12
TOTAL	40	88	120	221	23	33	101	197	-	823
<u>ENGINEERING &amp; TECHNOLOGY</u>										
140101 Engineering	-	-	-	-	-	-	3	-	-	3
140701 Chemical Engr.	-	-	-	2	-	-	-	-	-	2
140801 Civil Engr.	-	-	-	15	-	-	-	-	-	15
141001 Electrical Engr.	-	-	-	18	-	-	-	-	-	18
141301 Engineering Science, General	-	-	-	-	-	-	10	-	-	10
141701 Industrial Engr.	-	-	-	5	-	-	-	-	-	5
141901 Mechanical Engr.	-	-	-	9	-	-	-	-	-	9
142301 Nuclear Engr.	-	-	-	2	-	-	-	-	-	2
150504 Environmental Health	-	-	-	-	-	3	-	-	-	3
TOTAL	-	-	-	51	-	3	13	-	-	67



Master's Degrees Conferred, 1982-83  
(Continued)

<u>Discipline</u>	<u>Alcorn State</u>	<u>Delta State</u>	<u>Jackson State</u>	<u>MS State Univ.</u>	<u>MS Univ. for Women</u>	<u>MS Valley State</u>	<u>Univ. of Miss.</u>	<u>Univ. of Sou. MS</u>	<u>Univ. MS Med. Ctr.</u>	<u>Total</u>
<u>FOREIGN LANGUAGES</u>										
160101 Foreign Languages	-	-	-	4	-	-	-	-	-	4
160501 German	-	-	-	-	-	-	2	-	-	2
160901 French	-	-	-	-	-	-	1	1	-	2
TOTAL	-	-	-	4	-	-	3	1	-	8
<u>HEALTH</u>										
170310 Medical Tech.	-	-	-	2	-	-	-	-	-	2
180101 Audiology	-	-	-	-	-	-	3	-	-	3
180102 Speech Pathology	-	-	-	-	6	-	8	-	-	14
180103 Speech & Hearing Science	-	-	-	-	-	-	-	21	-	21
180701 Health Care Administration	-	-	-	-	-	-	8	-	-	8
181101 Family Nurse Clinician	-	-	-	-	8	-	-	-	-	8
181103 Maternal-Newborn Nursing	-	-	-	-	-	-	-	-	2	2
181103 Nursing of Children & Adolescents	-	-	-	-	-	-	-	-	1	1
181104 Nursing of Adults	-	-	-	-	-	-	-	-	4	4
181105 Nursing Service Administration	-	-	-	-	-	-	-	2	-	2
181106 Psychiatric-Mental Health Nursing	-	-	-	-	-	-	-	18	1	19
181107 Community Health Nursing	-	-	-	-	-	-	-	4	-	4
181401 Pharmaceutical Sci.	-	-	-	-	-	-	3	-	-	3
TOTAL	-	-	-	2	14	-	22	45	8	91



Master's Degrees Conferred, 1982-83  
(Continued)

<u>Discipline</u>	<u>Alcorn State</u>	<u>Delta State</u>	<u>Jackson State</u>	<u>MS State Univ.</u>	<u>MS Univ. for Women</u>	<u>MS Valley State</u>	<u>Univ. of Miss.</u>	<u>Univ. of Sou. MS</u>	<u>Univ. MS Med. Ctr.</u>	<u>Total</u>
<u>HOME ECONOMICS</u>										
190101 Home Economics	-	-	-	-	1	-	7	-	-	8
190501 Nutrition	-	-	-	-	1	-	-	-	-	1
190701 Family and Human Development	-	-	-	-	1	-	-	-	-	1
190704 Family Living	-	-	-	-	-	-	-	2	-	2
200102 Child Development	-	-	-	-	-	-	-	2	-	2
200601 Institutional Management	-	-	-	-	-	-	-	7	-	7
TOTAL	-	-	-	-	3	-	7	11	-	21
<u>LETTERS</u>										
230101 English	-	4	10	5	2	-	7	10	-	38
230201 Classics	-	-	-	-	-	-	1	-	-	1
TOTAL	-	4	10	5	2	-	8	10	-	39
<u>LIBRARY &amp; ARCHIVAL SCIENCES</u>										
250401 Library Science	-	6	-	-	-	-	22	28	-	56
TOTAL	-	6	-	-	-	-	22	28	-	56



Master's Degrees Conferred, 1982-83  
(Continued)

<u>Discipline</u>	<u>Alcorn State</u>	<u>Delta State</u>	<u>Jackson State</u>	<u>MS State Univ.</u>	<u>MS Univ. for Women</u>	<u>MS Valley State</u>	<u>Univ. of Miss.</u>	<u>Univ. of Sou. MS</u>	<u>Univ. MS Med. Ctr.</u>	<u>Total</u>
<u>LIFE SCIENCE</u>										
260101 Biological Sci.	-	-	-	-	-	-	4	-	-	4
260101 Biology	-	1	8	-	-	-	-	4	-	13
260201 Biochemistry	-	-	-	1	-	-	-	-	-	1
260305 Plant Pathology	-	-	-	1	-	-	-	-	-	1
260501 Microbiology	-	-	-	4	-	-	-	-	2	6
260603 Environmental Science	-	-	2	-	-	-	-	-	-	2
260609 Nutrition	-	-	-	8	-	-	-	-	-	8
260701 Zoology	-	-	-	2	-	-	-	-	-	2
260702 Entomology	-	-	-	8	-	-	-	-	-	8
260703 Genetics	-	-	-	1	-	-	-	-	-	1
260704 Pathology, Human	-	-	-	-	-	-	-	-	1	1
260706 Physiology (Human) & Biophysics	-	-	-	-	-	-	-	-	1	1
260706 Physiology, Animal	-	-	-	4	-	-	-	-	-	4
TOTAL	-	1	10	29	-	-	4	4	4	52
<u>MATHEMATICS</u>										
270101 Mathematics	-	-	1	3	-	-	1	3	-	8
270501 Statistics	-	-	-	-	-	-	-	2	-	2
TOTAL	-	-	1	3	-	-	1	5	-	10
<u>MULTI/INTERDISCIPLINARY SCIENCES</u>										
300101 Interdisciplinary Science	-	7	-	-	-	-	-	-	-	7
TOTAL	-	7	-	-	-	-	-	-	-	7



Master's Degrees Conferred, 1982-83  
(Continued)

<u>Discipline</u>	<u>Alcorn State</u>	<u>Delta State</u>	<u>Jackson State</u>	<u>MS State Univ.</u>	<u>MS Univ. for Women</u>	<u>MS Valley State</u>	<u>Univ. of Miss.</u>	<u>Univ. of Sou. MS</u>	<u>Univ. MS Med. Ctr.</u>	<u>Total</u>
<u>PARKS &amp; RECREATION</u>										
310101 Recreation	-	-	-	-	-	-	-	6	-	6
310301 Recreation Admin.	-	-	-	-	-	-	1	-	-	1
TOTAL	-	-	-	-	-	-	1	6	-	7
<u>PHYSICAL SCIENCES</u>										
400501 Chemistry	-	-	1	-	-	-	3	2	-	6
400599 Polymer Science	-	-	-	-	-	-	-	2	-	2
400601 Geology	-	-	-	-	-	-	5	3	-	8
400801 Physics	-	-	-	2	-	-	1	1	-	4
TOTAL	-	-	1	2	-	-	9	8	-	20
<u>PSYCHOLOGY</u>										
420101 Psychology	-	-	-	5	-	-	10	15	-	30
420601 College Counseling	-	-	-	-	-	-	-	1	-	1
420601 Counseling Psychology	-	-	-	-	-	-	-	31	-	31
420601 School Counseling	-	-	-	-	-	-	-	2	-	2
TOTAL	-	-	-	5	-	-	10	49	-	64
<u>PUBLIC AFFAIRS &amp; PROTECTIVE SERVICES</u>										
430104 Criminal Justice	-	-	-	-	-	-	4	14	-	18
440201 Community Counseling	-	-	-	-	-	-	10	-	-	10
440401 Public Admin.	-	-	-	-	-	-	7	-	-	7
440401 Pub. Policy & Admin.	-	-	6	8	-	-	-	-	-	14
440701 Social Work	-	-	-	-	-	-	-	36	-	36
TOTAL	-	-	6	8	-	-	21	50	-	85



Master's Degrees Conferred, 1982-83  
(Continued)

<u>Discipline</u>	<u>Alcorn State</u>	<u>Delta State</u>	<u>Jackson State</u>	<u>MS State Univ.</u>	<u>MS Univ. for Women</u>	<u>MS Valley State</u>	<u>Univ. of Miss.</u>	<u>Univ. of Sou. MS</u>	<u>Univ. MS Med. Ctr.</u>	<u>Total</u>
<u>SOCIAL SCIENCES</u>										
450101 Social Science	-	1	-	-	-	-	-	-	-	1
450201 Anthropology	-	-	-	-	-	-	-	1	-	1
450601 Economics	-	-	-	-	-	-	2	-	-	2
450701 Geography	-	-	-	1	-	-	-	1	-	2
450801 History	-	2	2	2	-	-	5	5	-	16
451001 Political Sci.	-	-	-	2	-	-	1	7	-	10
451101 Sociology	-	-	5	5	-	-	5	-	-	15
TOTAL	-	3	7	10	-	-	13	14	-	47
<u>VISUAL &amp; PERFORMING ARTS</u>										
500101 Art	-	-	-	-	-	-	3	-	-	3
500501 Theater	-	-	-	-	-	-	6	2	-	8
500901 Music	-	-	-	-	-	-	4	9	-	13
500903 Applied Music	-	-	-	-	-	-	1	-	-	1
TOTAL	-	-	-	-	-	-	14	11	-	25
<u>GRAND TOTAL</u>	51	126	223	485	44	36	323	530	12	1,830



Doctor's Degrees Conferred, 1982-83  
(Continued)

<u>Discipline</u>	<u>Jackson State</u>	<u>MS State Univ.</u>	<u>Univ. of Miss.</u>	<u>Univ. of Sou. MS</u>	<u>Univ. MS Med. Ctr.</u>	<u>Total</u>
<u>ENGINEERING</u>						
140101 Engineering	-	3	-	-	-	3
140801 Civil Engineering	-	2	-	-	-	2
141001 Electrical Engineering	-	1	-	-	-	1
141301 Engineering Sci., General	-	-	2	-	-	2
141901 Mechanical Engineering	-	4	-	-	-	4
TOTAL	-	10	2	-	-	12
<u>HEALTH</u>						
180701 Health Care Administration	-	-	1	-	-	1
181401 Pharmaceutics	-	-	1	-	-	1
TOTAL	-	-	2	-	-	2
<u>LETTERS</u>						
230101 English	-	-	2	3	-	5
TOTAL	-	-	2	3	-	5
<u>LIFE SCIENCES</u>						
260101 Biological Sciences	-	1	-	-	-	1
260201 Biochemistry	-	-	-	-	1	1
260601 Anatomy	-	-	-	-	1	1
260609 Nutrition	-	1	-	-	-	1
260612 Pharmacology & Toxicology	-	-	-	-	3	3
260702 Entomology	-	2	-	-	-	2
260705 Pharmacology	-	-	3	-	-	3
260706 Physiology (Human) & Biophysics	-	-	-	-	2	2
260706 Physiology, Animal	-	2	-	-	-	2
TOTAL	-	6	3	-	7	16



Doctor's Degrees Conferred, 1982-83  
(Continued)

<u>Discipline</u>	<u>Jackson State</u>	<u>MS State Univ.</u>	<u>Univ. of Miss.</u>	<u>Univ. of Sou. MS</u>	<u>Univ. MS Med. Ctr.</u>	<u>Total</u>
<u>PHYSICAL SCIENCES</u>						
400501 Chemistry	-	-	6	3	-	9
400505 Medicinal Chemistry	-	-	1	-	-	1
400599 Polymer Science	-	-	-	1	-	1
TOTAL	-	-	7	4	-	11
<u>PSYCHOLOGY</u>						
420101 Psychology	-	-	-	18	-	18
420601 Counseling Psychology	-	-	13	12	-	25
TOTAL	-	-	13	30	-	43
<u>SOCIAL SCIENCES</u>						
450801 History	-	-	1	2	-	3
451001 Political Science	-	-	3	2	-	5
451101 Sociology	-	3	-	-	-	3
TOTAL	-	3	4	4	-	11
<u>VISUAL &amp; PERFORMING ARTS</u>						
500901 Music	-	-	1	-	-	1
500903 Performance & Pedagogy	-	-	-	1	-	1
TOTAL	-	-	1	1	-	2
<u>GRAND TOTAL</u>	4	82	70	82	7	245



BOARD OF TRUSTEES OF STATE INSTITUTIONS OF HIGHER LEARNING  
STATE OF MISSISSIPPI

DEGREES AND AWARDS CONFERRED

BASED ON LESS THAN FOUR YEARS OF WORK BEYOND HIGH SCHOOL, 1982-83

A = ASSOCIATE

C = CERTIFICATE

<u>Discipline</u>	<u>Alcorn State</u>	<u>MS Univ. for Women</u>	<u>MS Valley State</u>	<u>Univ. of Miss.</u>	<u>Univ. of MS Med. Cntr.</u>	<u>Total</u>
<u>BUSINESS</u>						
070601 Secretarial Science	-	(C) 1	-	-	-	1
TOTAL	-	1	-	-	-	1
<u>ENGINEERING</u>						
150803 Automotive Mechanics	-	-	(C) 1	-	-	1
TOTAL	-	-	1	-	-	1
<u>HEALTH</u>						
170102 Dental Hygiene	-	-	-	-	(C) 21	21
170208 Nuclear Medicine Technology	-	-	-	-	(C) 6	6
170209 Radiologic Technology	-	-	-	-	(C) 17	17
170210 Respiratory Therapy	-	-	-	-	(C) 13	13
170699 Nurse Mid-Wifery	-	-	-	-	(C) 24	24
181101 Nursing	(A) 28	(A) 24	-	-	-	52
TOTAL	28	24	-	-	81	133
<u>LAW</u>						
220103 Paralegal Studies	-	-	-	(C) 15	-	15
TOTAL	-	-	-	15	-	15
<u>PUBLIC AFFAIRS &amp; PROTECTIVE SERVICES</u>						
440201 Social Gerontology	-	-	(C) 7	-	-	7
TOTAL	-	-	7	-	-	7
<u>TRADE AND INDUSTRIAL</u>						
480208 Printing	-	-	(C) 1	-	-	1
TOTAL	-	-	1	-	-	1
GRAND TOTAL	28	25	9	15	81	158



IV

STUDENT CREDIT HOURS PRODUCED BY LEVEL  
AND BY HEGIS FIELDS OF STUDY  
REGULAR SESSION 1982-83



BOARD OF TRUSTEES OF STATE INSTITUTIONS OF HIGHER LEARNING  
STATE OF MISSISSIPPI

STUDENT CREDIT HOUR PRODUCTION, ON-CAMPUS AND OFF-CAMPUS  
REGULAR SESSION, 1982-83

<u>Institution</u>	<u>Lower</u>	<u>Upper</u>	<u>Graduate</u>	<u>Total</u>
<u>ON-CAMPUS</u>				
Alcorn State University	44,800	19,104	2,004	65,908
Delta State University	36,230	33,001	4,622	73,853
Jackson State University	95,660	49,194	11,039	155,893
Mississippi State University	146,317	136,049	20,338	302,704
Mississippi University for Women	24,567	16,451	957	41,975
Mississippi Valley State University	36,991	20,152	764	57,907
University of Mississippi	119,007	93,063	26,556	238,626
University of Southern Mississippi	117,368	125,567	20,470	263,405
TOTAL ON-CAMPUS	620,940	492,581	86,750	1,200,271
<u>DEGREE-GRANTING OFF-CAMPUS CENTERS</u>				
MSU - Jackson	--	79	1,390	1,469
MSU - Meridian	--	4,737	1,535	6,272
MSU - Vicksburg Engineering	--	-0-	264	264
UM - Jackson	189	57	537	783
UM - Tupelo	--	1,437	879	2,316
USM - Gulf Park	--	11,076	4,243	15,319
USM - Jackson	--	42	51	93
USM - Natchez	--	2,481	990	3,471
TOTAL DEGREE-GRANTING OFF-CAMPUS CENTERS	189	19,909	9,889	29,987
<u>RESIDENT CENTERS</u>				
MSU - Vicksburg	--	192	324	516
UM - Booneville	--	3	258	261
UM - Southaven	18	438	264	720
USM - Jackson County	3	4,616	681	5,300
TOTAL RESIDENT CENTERS	21	5,249	1,527	6,797
TOTAL EXTENSION CLASSES	24	3,348	4,660	8,032
GRAND TOTAL	621,174	521,087	102,826	1,245,087



BOARD OF TRUSTEES OF STATE INSTITUTIONS OF HIGHER LEARNING  
STATE OF MISSISSIPPI

STUDENT CREDIT HOUR PRODUCTION BY LEVELS AND BY  
FIELDS OF STUDY  
REGULAR SESSION, 1982-83

ALCORN STATE UNIVERSITY

	<u>Lower</u>	<u>Upper</u>	<u>Graduate</u>	<u>Total</u>
Agriculture	720	1,463	258	2,441
Architecture	--	--	--	--
Area Studies	--	--	--	--
Biological Science	3,531	1,509	69	5,109
Business and Management	1,422	4,089	39	5,550
Communications	174	183	--	357
Computer Science	1,518	546	393	2,457
Education	6,243	4,264	777	11,284
Engineering	--	--	--	--
Fine Arts	2,397	333	--	2,730
Foreign Language	915	--	--	915
Health Professions	--	--	--	--
Home Economics	172	454	42	668
Law	--	--	--	--
Letters	8,224	981	18	9,223
Library Science	--	--	--	--
Mathematics	5,700	563	129	6,392
Military Science	781	410	--	1,191
Nursing	1,106	902	--	2,008
Pharmacy	--	--	--	--
Physical Science	3,452	428	165	4,045
Psychology	1,881	486	66	2,433
Public Affairs	--	--	--	--
Social Science	6,564	2,493	48	9,105
Technology	--	--	--	--
Interdisciplinary Studies	--	--	--	--
TOTAL ALL PROGRAMS	44,800	19,104	2,004	65,908



BOARD OF TRUSTEES OF STATE INSTITUTIONS OF HIGHER LEARNING  
STATE OF MISSISSIPPI

STUDENT CREDIT HOUR PRODUCTION BY LEVELS AND BY  
FIELDS OF STUDY  
REGULAR SESSION, 1982-83

DELTA STATE UNIVERSITY

	<u>Lower</u>	<u>Upper</u>	<u>Graduate</u>	<u>Total</u>
Agriculture	--	--	--	--
Architecture	15	--	--	15
Area Studies	--	--	--	--
Biological Science	1,610	1,291	218	3,119
Business and Management	4,974	10,971	744	16,689
Communications	101	30	--	131
Computer Science	2,066	1,083	144	3,293
Education	2,402	8,134	2,858	13,394
Engineering	--	--	--	--
Fine Arts	3,405	2,465	144	6,014
Foreign Language	741	123	--	864
Health Professions	--	454	9	463
Home Economics	69	710	--	779
Law	--	--	--	--
Letters	6,613	1,077	96	7,786
Library Science	--	183	42	225
Mathematics	3,381	291	57	3,729
Military Science	168	165	--	333
Nursing	151	868	--	1,019
Pharmacy	--	--	--	--
Physical Science	3,289	770	88	4,147
Psychology	1,995	704	93	2,792
Public Affairs	102	1,822	24	1,948
Social Science	5,046	1,605	105	6,756
Technology	102	177	--	279
Interdisciplinary Studies	--	78	--	78
TOTAL ALL PROGRAMS	36,230	33,001	4,622	73,853



BOARD OF TRUSTEES OF STATE INSTITUTIONS OF HIGHER LEARNING  
STATE OF MISSISSIPPI

STUDENT CREDIT HOUR PRODUCTION BY LEVELS AND BY  
FIELDS OF STUDY  
REGULAR SESSION, 1982-83

JACKSON STATE UNIVERSITY

	<u>Lower</u>	<u>Upper</u>	<u>Graduate</u>	<u>Total</u>
Agriculture	--	--	--	--
Architecture	--	--	--	--
Area Studies	297	153	60	510
Biological Science	6,625	1,182	494	8,301
Business and Management	6,906	16,407	1,641	24,954
Communications	612	3,096	99	3,807
Computer Science	8,084	1,977	1,429	11,490
Education	8,035	8,293	4,184	20,512
Engineering	--	--	--	--
Fine Arts	5,417	1,029	115	6,561
Foreign Language	2,229	27	21	2,277
Health Professions	18	424	150	592
Home Economics	45	408	--	453
Law	--	--	--	--
Letters	13,664	3,112	525	17,301
Library Science	--	63	48	111
Mathematics	14,736	1,188	366	16,290
Military Science	1,375	381	--	1,756
Nursing	--	--	--	--
Pharmacy	--	--	--	--
Physical Science	7,295	457	353	8,105
Psychology	3,789	2,057	270	6,116
Public Affairs	1,167	3,398	633	5,198
Social Science	11,202	3,973	574	15,749
Technology	1,587	1,554	45	3,186
Interdisciplinary Studies	2,577	15	32	2,624
TOTAL ALL PROGRAMS	95,660	49,194	11,039	155,893



BOARD OF TRUSTEES OF STATE INSTITUTIONS OF HIGHER LEARNING  
STATE OF MISSISSIPPI

STUDENT CREDIT HOUR PRODUCTION BY LEVELS AND BY  
FIELDS OF STUDY  
REGULAR SESSION, 1982-83

MISSISSIPPI STATE UNIVERSITY

	<u>Lower</u>	<u>Upper</u>	<u>Graduate</u>	<u>Total</u>
Agriculture	2,272	10,117	2,445	14,834
Architecture	1,827	3,672	95	5,594
Area Studies	--	--	--	--
Biological Science	10,053	3,996	2,075	16,124
Business and Management	17,008	33,376	2,546	52,930
Communications	6,149	3,024	87	9,260
Computer Science	3,990	3,064	1,191	8,245
Education	9,399	22,127	5,185	36,711
Engineering	5,662	31,296	2,063	39,021
Fine Arts	3,663	1,719	79	5,461
Foreign Language	5,499	376	178	6,053
Health Professions	38	171	22	231
Home Economics	1,067	4,146	117	5,330
Law	--	--	--	--
Letters	12,636	3,102	269	16,007
Library Science	--	207	39	246
Mathematics	19,542	4,615	1,197	25,354
Military Science	1,875	822	--	2,697
Nursing	--	--	--	--
Pharmacy	--	--	--	--
Physical Science	18,164	4,222	500	22,886
Psychology	3,801	1,679	708	6,188
Public Affairs	--	550	15	565
Social Science	23,512	3,617	1,527	28,656
Technology	--	35	--	35
Interdisciplinary Studies	160	116	--	276
TOTAL ALL PROGRAMS	146,317	136,049	20,338	302,704



BOARD OF TRUSTEES OF STATE INSTITUTIONS OF HIGHER LEARNING  
STATE OF MISSISSIPPI

STUDENT CREDIT HOUR PRODUCTION BY LEVELS AND BY  
FIELDS OF STUDY  
REGULAR SESSION, 1982-83

MISSISSIPPI UNIVERSITY FOR WOMEN

	<u>Lower</u>	<u>Upper</u>	<u>Graduate</u>	<u>Total</u>
Agriculture	--	--	--	--
Architecture	30	87	--	117
Area Studies	--	--	--	--
Biological Science	3,241	776	4	4,021
Business and Management	1,950	3,906	60	5,916
Communications	585	428	--	1,013
Computer Science	1,356	393	6	1,755
Education	1,650	3,585	372	5,607
Engineering	--	--	--	--
Fine Arts	1,561	1,128	66	2,755
Foreign Language	444	51	--	495
Health Professions	255	171	62	488
Home Economics	472	1,392	93	1,957
Law	93	144	--	237
Letters	3,352	342	6	3,700
Library Science	6	129	3	138
Mathematics	2,191	327	--	2,518
Military Science	53	26	--	79
Nursing	2,356	1,344	279	3,979
Pharmacy	--	--	--	--
Physical Science	2,225	164	--	2,389
Psychology	1,043	143	--	1,186
Public Affairs	--	366	--	366
Social Science	1,641	1,491	6	3,138
Technology	--	--	--	--
Interdisciplinary Studies	63	58	--	121
TOTAL ALL PROGRAMS	24,567	16,451	957	41,975



BOARD OF TRUSTEES OF STATE INSTITUTIONS OF HIGHER LEARNING  
STATE OF MISSISSIPPI

STUDENT CREDIT HOUR PRODUCTION BY LEVELS AND BY  
FIELDS OF STUDY  
REGULAR SESSION, 1982-83

MISSISSIPPI VALLEY STATE UNIVERSITY

	<u>Lower</u>	<u>Upper</u>	<u>Graduate</u>	<u>Total</u>
Agriculture	--	--	--	--
Architecture	--	--	--	--
Area Studies	--	--	--	--
Biological Science	1,820	844	20	2,684
Business and Management	2,127	3,847	--	5,974
Communications	27	162	--	189
Computer Science	1,434	1,389	--	2,823
Education	7,193	6,140	447	13,780
Engineering	--	--	--	--
Fine Arts	2,282	490	--	2,772
Foreign Language	630	--	--	630
Health Professions	12	244	297	553
Home Economics	--	--	--	--
Law	--	--	--	--
Letters	7,236	486	--	7,722
Library Science	--	--	--	--
Mathematics	4,686	308	--	4,994
Military Science	277	349	--	626
Nursing	--	--	--	--
Pharmacy	--	--	--	--
Physical Science	2,382	367	--	2,749
Psychology	495	483	--	978
Public Affairs	1,005	1,860	--	2,865
Social Science	4,407	2,322	--	6,729
Technology	978	861	--	1,839
Interdisciplinary Studies	--	--	--	--
TOTAL ALL PROGRAMS	36,991	20,152	764	57,907



BOARD OF TRUSTEES OF STATE INSTITUTIONS OF HIGHER LEARNING  
STATE OF MISSISSIPPI

STUDENT CREDIT HOUR PRODUCTION BY LEVELS AND BY  
FIELDS OF STUDY  
REGULAR SESSION, 1982-83

UNIVERSITY OF MISSISSIPPI

	<u>Lower</u>	<u>Upper</u>	<u>Graduate</u>	<u>Total</u>
Agriculture	--	--	--	--
Architecture	576	597	159	1,332
Area Studies	375	96	--	471
Biological Science	6,328	6,237	560	13,125
Business and Management	15,769	29,202	2,072	47,043
Communications	936	2,226	114	3,276
Computer Science	3,264	2,949	21	6,234
Education	8,751	12,961	3,238	24,950
Engineering	335	6,925	966	8,226
Fine Arts	6,368	2,847	764	9,979
Foreign Language	6,520	480	117	7,117
Health Professions	456	2,106	1,025	3,587
Home Economics	750	3,380	204	4,334
Law	--	--	13,214	13,214
Letters	17,208	4,446	644	22,298
Library Science	--	66	420	486
Mathematics	14,157	918	171	15,246
Military Science	2,460	905	--	3,365
Nursing	--	--	--	--
Pharmacy	--	2,949	76	3,025
Physical Science	12,104	2,767	836	15,707
Psychology	5,658	2,232	1,081	8,971
Public Affairs	985	3,937	294	5,216
Social Science	15,786	4,675	580	21,041
Technology	--	--	--	--
Interdisciplinary Studies	221	162	--	383
TOTAL ALL PROGRAMS	119,007	93,063	26,556	238,626



BOARD OF TRUSTEES OF STATE INSTITUTIONS OF HIGHER LEARNING  
STATE OF MISSISSIPPI

STUDENT CREDIT HOUR PRODUCTION BY LEVELS AND BY  
FIELDS OF STUDY  
REGULAR SESSION, 1982-83

UNIVERSITY OF SOUTHERN MISSISSIPPI

	<u>Lower</u>	<u>Upper</u>	<u>Graduate</u>	<u>Total</u>
Agriculture	--	--	--	--
Architecture	--	228	87	315
Area Studies	--	21	--	21
Biological Science	8,423	2,617	589	11,629
Business and Management	11,235	29,319	1,682	42,236
Communications	3,759	5,001	482	9,242
Computer Science	6,219	9,114	515	15,848
Education	7,026	24,924	5,592	37,542
Engineering	--	--	--	--
Fine Arts	8,252	4,831	1,268	14,351
Foreign Language	2,757	387	9	3,153
Health Professions	392	2,463	950	3,805
Home Economics	1,618	4,927	288	6,833
Law	--	--	--	--
Letters	13,638	5,844	765	20,247
Library Science	40	244	657	941
Mathematics	12,178	3,544	230	15,952
Military Science	2,929	1,382	--	4,311
Nursing	577	8,109	864	9,550
Pharmacy	--	--	--	--
Physical Science	12,752	4,945	1,574	19,271
Psychology	3,666	3,138	2,004	8,808
Public Affairs	1,216	3,616	2,110	6,942
Social Science	17,913	6,251	776	24,940
Technology	2,289	3,755	28	6,072
Interdisciplinary Studies	489	907	--	1,396
TOTAL ALL PROGRAMS	117,368	125,567	20,470	263,405



BOARD OF TRUSTEES OF STATE INSTITUTIONS OF HIGHER LEARNING  
STATE OF MISSISSIPPI

STUDENT CREDIT HOUR PRODUCTION BY LEVELS AND BY  
FIELDS OF STUDY  
REGULAR SESSION, 1982-83

MSU - JACKSON

DEGREE-GRANTING OFF-CAMPUS CENTER

	<u>Lower</u>	<u>Upper</u>	<u>Graduate</u>	<u>Total</u>
Agriculture	--	9	--	9
Architecture	--	--	--	--
Area Studies	--	--	--	--
Biological Science	--	3	55	58
Business and Management	--	3	27	30
Communications	--	--	--	--
Computer Science	--	6	39	45
Education	--	54	938	992
Engineering	--	--	249	249
Fine Arts	--	--	--	--
Foreign Language	--	--	--	--
Health Professions	--	--	10	10
Home Economics	--	--	--	--
Law	--	--	--	--
Letters	--	--	--	--
Library Science	--	--	--	--
Mathematics	--	--	--	--
Military Science	--	--	--	--
Nursing	--	--	--	--
Pharmacy	--	--	--	--
Physical Science	--	--	3	3
Psychology	--	3	69	72
Public Affairs	--	1	--	1
Social Science	--	--	--	--
Technology	--	--	--	--
Interdisciplinary Studies	--	--	--	--
TOTAL ALL PROGRAMS	--	79	1,390	1,469



BOARD OF TRUSTEES OF STATE INSTITUTIONS OF HIGHER LEARNING  
STATE OF MISSISSIPPI

STUDENT CREDIT HOUR PRODUCTION BY LEVELS AND BY  
FIELDS OF STUDY  
REGULAR SESSION, 1982-83

MSU - MERIDIAN  
DEGREE-GRANTING OFF-CAMPUS CENTER

	<u>Lower</u>	<u>Upper</u>	<u>Graduate</u>	<u>Total</u>
Agriculture	--	48	--	48
Architecture	--	--	--	--
Area Studies	--	--	--	--
Biological Science	--	21	--	21
Business and Management	--	1,678	318	1,996
Communications	--	30	--	30
Computer Science	--	--	--	--
Education	--	1,560	1,034	2,594
Engineering	--	24	--	24
Fine Arts	--	--	--	--
Foreign Language	--	57	--	57
Health Professions	--	--	--	--
Home Economics	--	144	--	144
Law	--	--	--	--
Letters	--	102	6	108
Library Science	--	75	9	84
Mathematics	--	36	36	72
Military Science	--	--	--	--
Nursing	--	--	--	--
Pharmacy	--	--	--	--
Physical Science	--	--	--	--
Psychology	--	187	108	295
Public Affairs	--	541	12	553
Social Science	--	234	12	246
Technology	--	--	--	--
Interdisciplinary Studies	--	--	--	--
TOTAL ALL PROGRAMS	--	4,737	1,535	6,272



BOARD OF TRUSTEES OF STATE INSTITUTIONS OF HIGHER LEARNING  
STATE OF MISSISSIPPI

STUDENT CREDIT HOUR PRODUCTION BY LEVELS AND BY  
FIELDS OF STUDY  
REGULAR SESSION, 1982-83

MSU - VICKSBURG ENGINEERING  
DEGREE-GRANTING OFF-CAMPUS CENTER

	<u>Lower</u>	<u>Upper</u>	<u>Graduate</u>	<u>Total</u>
Agriculture	--	--	--	--
Architecture	--	--	--	--
Area Studies	--	--	--	--
Biological Science	--	--	--	--
Business and Management	--	--	--	--
Communications	--	--	--	--
Computer Science	--	--	--	--
Education	--	--	--	--
Engineering	--	--	252	252
Fine Arts	--	--	--	--
Foreign Language	--	--	--	--
Health Professions	--	--	--	--
Home Economics	--	--	--	--
Law	--	--	--	--
Letters	--	--	--	--
Library Science	--	--	--	--
Mathematics	--	--	--	--
Military Science	--	--	--	--
Nursing	--	--	--	--
Pharmacy	--	--	--	--
Physical Science	--	--	12	12
Psychology	--	--	--	--
Public Affairs	--	--	--	--
Social Science	--	--	--	--
Technology	--	--	--	--
Interdisciplinary Studies	--	--	--	--
TOTAL ALL PROGRAMS	--	--	264	264



BOARD OF TRUSTEES OF STATE INSTITUTIONS OF HIGHER LEARNING  
STATE OF MISSISSIPPI

STUDENT CREDIT HOUR PRODUCTION BY LEVELS AND BY  
FIELDS OF STUDY  
REGULAR SESSION, 1982-83

UM - JACKSON

DEGREE-GRANTING OFF-CAMPUS CENTER

	<u>Lower</u>	<u>Upper</u>	<u>Graduate</u>	<u>Total</u>
Agriculture	--	--	--	--
Architecture	--	--	--	--
Area Studies	--	--	--	--
Biological Science	--	--	--	--
Business and Management	189	30	--	219
Communications	--	--	--	--
Computer Science	--	--	--	--
Education	--	--	369	369
Engineering	--	--	9	9
Fine Arts	--	24	21	45
Foreign Language	--	--	--	--
Health Professions	--	--	75	75
Home Economics	--	--	--	--
Law	--	--	--	--
Letters	--	--	--	--
Library Science	--	--	63	63
Mathematics	--	--	--	--
Military Science	--	--	--	--
Nursing	--	--	--	--
Pharmacy	--	--	--	--
Physical Science	--	--	--	--
Psychology	--	--	--	--
Public Affairs	--	3	--	3
Social Science	--	--	--	--
Technology	--	--	--	--
Interdisciplinary Studies	--	--	--	--
TOTAL ALL PROGRAMS	189	57	537	783



BOARD OF TRUSTEES OF STATE INSTITUTIONS OF HIGHER LEARNING  
STATE OF MISSISSIPPI

STUDENT CREDIT HOUR PRODUCTION BY LEVELS AND BY  
FIELDS OF STUDY  
REGULAR SESSION, 1982-83

UM - TUPELO  
DEGREE-GRANTING OFF-CAMPUS CENTER

	<u>Lower</u>	<u>Upper</u>	<u>Graduate</u>	<u>Total</u>
Agriculture	--	--	--	--
Architecture	--	--	--	--
Area Studies	--	--	--	--
Biological Science	--	27	--	27
Business and Management	--	633	144	777
Communications	--	12	--	12
Computer Science	--	--	--	--
Education	--	588	621	1,209
Engineering	--	--	--	--
Fine Arts	--	15	--	15
Foreign Language	--	--	--	--
Health Professions	--	--	--	--
Home Economics	--	--	--	--
Law	--	--	--	--
Letters	--	24	72	96
Library Science	--	--	--	--
Mathematics	--	--	27	27
Military Science	--	--	--	--
Nursing	--	--	--	--
Pharmacy	--	--	--	--
Physical Science	--	--	--	--
Psychology	--	--	--	--
Public Affairs	--	51	--	51
Social Science	--	87	15	102
Technology	--	--	--	--
Interdisciplinary Studies	--	--	--	--
TOTAL ALL PROGRAMS	--	1,437	879	2,316



BOARD OF TRUSTEES OF STATE INSTITUTIONS OF HIGHER LEARNING  
STATE OF MISSISSIPPI

STUDENT CREDIT HOUR PRODUCTION BY LEVELS AND BY  
FIELDS OF STUDY  
REGULAR SESSION, 1982-83

USM - GULF PARK  
DEGREE-GRANTING OFF-CAMPUS CENTER

	<u>Lower</u>	<u>Upper</u>	<u>Graduate</u>	<u>Total</u>
Agriculture	--	--	--	--
Architecture	--	--	--	--
Area Studies	--	--	--	--
Biological Science	--	15	18	33
Business and Management	--	3,904	1,149	5,053
Communications	--	39	--	39
Computer Science	--	820	860	1,680
Education	--	2,315	1,429	3,744
Engineering	--	--	--	--
Fine Arts	--	129	--	129
Foreign Language	--	--	--	--
Health Professions	--	--	--	--
Home Economics	--	54	--	54
Law	--	--	--	--
Letters	--	696	27	723
Library Science	--	54	39	93
Mathematics	--	432	105	537
Military Science	--	--	--	--
Nursing	--	--	--	--
Pharmacy	--	--	--	--
Physical Science	--	111	15	126
Psychology	--	585	108	693
Public Affairs	--	365	184	549
Social Science	--	908	251	1,159
Technology	--	646	58	704
Interdisciplinary Studies	--	3	--	3
TOTAL ALL PROGRAMS	--	11,076	4,243	15,319



BOARD OF TRUSTEES OF STATE INSTITUTIONS OF HIGHER LEARNING  
STATE OF MISSISSIPPI

STUDENT CREDIT HOUR PRODUCTION BY LEVELS AND BY  
FIELDS OF STUDY  
REGULAR SESSION, 1982-83

USM - JACKSON  
DEGREE-GRANTING OFF-CAMPUS CENTER

	<u>Lower</u>	<u>Upper</u>	<u>Graduate</u>	<u>Total</u>
Agriculture	--	--	--	--
Architecture	--	--	--	--
Area Studies	--	--	--	--
Biological Science	--	--	--	--
Business and Management	--	24	--	24
Communications	--	--	--	--
Computer Science	--	--	--	--
Education	--	--	--	--
Engineering	--	--	--	--
Fine Arts	--	--	--	--
Foreign Language	--	--	--	--
Health Professions	--	--	--	--
Home Economics	--	--	--	--
Law	--	--	--	--
Letters	--	--	--	--
Library Science	--	--	--	--
Mathematics	--	--	--	--
Military Science	--	--	--	--
Nursing	--	--	--	--
Pharmacy	---	--	--	--
Physical Science	--	18	12	30
Psychology	--	--	--	--
Public Affairs	--	--	39	39
Social Science	--	--	--	--
Technology	--	--	--	--
Interdisciplinary Studies	--	--	--	--
TOTAL ALL PROGRAMS	--	42	51	93



BOARD OF TRUSTEES OF STATE INSTITUTIONS OF HIGHER LEARNING  
STATE OF MISSISSIPPI

STUDENT CREDIT HOUR PRODUCTION BY LEVELS AND BY  
FIELDS OF STUDY

REGULAR SESSION, 1982-83

USM - NATCHEZ

DEGREE-GRANTING OFF-CAMPUS CENTER

	<u>Lower</u>	<u>Upper</u>	<u>Graduate</u>	<u>Total</u>
Agriculture	--	--	--	--
Architecture	--	--	--	--
Area Studies	--	--	--	--
Biological Science	--	--	--	--
Business and Management	--	900	231	1,131
Communications	--	--	--	--
Computer Science	--	99	--	99
Education	--	939	651	1,590
Engineering	--	--	--	--
Fine Arts	--	90	--	90
Foreign Language	--	--	--	--
Health Professions	--	--	--	--
Home Economics	--	--	--	--
Law	--	--	--	--
Letters	--	102	63	165
Library Science	--	6	15	21
Mathematics	--	102	15	117
Military Science	--	--	--	--
Nursing	--	--	--	--
Pharmacy	--	--	--	--
Physical Science	--	57	--	57
Psychology	--	27	6	33
Public Affairs	--	63	--	63
Social Science	--	96	9	105
Technology	--	--	--	--
Interdisciplinary Studies	--	--	--	--
TOTAL ALL PROGRAMS	--	2,481	990	3,471



BOARD OF TRUSTEES OF STATE INSTITUTIONS OF HIGHER LEARNING  
STATE OF MISSISSIPPI

STUDENT CREDIT HOUR PRODUCTION BY LEVELS AND BY  
FIELDS OF STUDY  
REGULAR SESSION, 1982-83

MSU - VICKSBURG  
RESIDENT CENTER

	<u>Lower</u>	<u>Upper</u>	<u>Graduate</u>	<u>Total</u>
Agriculture	--	--	--	--
Architecture	--	--	--	--
Area Studies	--	--	--	--
Biological Science	--	--	--	--
Business and Management	--	84	--	84
Communications	--	--	--	--
Computer Science	--	12	--	12
Education	--	93	312	405
Engineering	--	--	--	--
Fine Arts	--	--	--	--
Foreign Language	--	--	--	--
Health Professions	--	--	--	--
Home Economics	--	--	--	--
Law	--	--	--	--
Letters	--	--	6	6
Library Science	--	--	--	--
Mathematics	--	--	3	3
Military Science	--	--	--	--
Nursing	--	--	--	--
Pharmacy	--	--	--	--
Physical Science	--	--	3	3
Psychology	--	3	--	3
Public Affairs	--	--	--	--
Social Science	--	--	--	--
Technology	--	--	--	--
Interdisciplinary Studies	--	--	--	--
TOTAL ALL PROGRAMS	--	192	324	516



BOARD OF TRUSTEES OF STATE INSTITUTIONS OF HIGHER LEARNING  
STATE OF MISSISSIPPI

STUDENT CREDIT HOUR PRODUCTION BY LEVELS AND BY  
FIELDS OF STUDY  
REGULAR SESSION, 1982-83

UM - BOONEVILLE  
RESIDENT CENTER

	<u>Lower</u>	<u>Upper</u>	<u>Graduate</u>	<u>Total</u>
Agriculture	--	--	--	--
Architecture	--	--	--	--
Area Studies	--	--	--	--
Biological Science	--	--	--	--
Business and Management	--	--	--	--
Communications	--	--	--	--
Computer Science	--	--	--	--
Education	--	3	243	246
Engineering	--	--	--	--
Fine Arts	--	--	--	--
Foreign Language	--	--	--	--
Health Professions	--	--	15	15
Home Economics	--	--	--	--
Law	--	--	--	--
Letters	--	--	--	--
Library Science	--	--	--	--
Mathematics	--	--	--	--
Military Science	--	--	--	--
Nursing	--	--	--	--
Pharmacy	--	--	--	--
Physical Science	--	--	--	--
Psychology	--	--	--	--
Public Affairs	--	--	--	--
Social Science	--	--	--	--
Technology	--	--	--	--
Interdisciplinary Studies	--	--	--	--
TOTAL ALL PROGRAMS	--	3	258	261



BOARD OF TRUSTEES OF STATE INSTITUTIONS OF HIGHER LEARNING  
STATE OF MISSISSIPPI

STUDENT CREDIT HOUR PRODUCTION BY LEVELS AND BY  
FIELDS OF STUDY  
REGULAR SESSION, 1982-83

UM - SOUTHAVEN  
RESIDENT CENTER

	<u>Lower</u>	<u>Upper</u>	<u>Graduate</u>	<u>Total</u>
Agriculture	--	--	--	--
Architecture	--	--	--	--
Area Studies	--	--	--	--
Biological Science	--	--	--	--
Business and Management	--	261	--	261
Communications	--	--	--	--
Computer Science	--	--	--	--
Education	18	174	252	444
Engineering	--	--	--	--
Fine Arts	--	--	--	--
Foreign Language	--	--	--	--
Health Professions	--	--	--	--
Home Economics	--	--	--	--
Law	--	--	--	--
Letters	--	3	12	15
Library Science	--	--	--	--
Mathematics	--	--	--	--
Military Science	--	--	--	--
Nursing	---	--	--	--
Pharmacy	--	--	--	--
Physical Science	--	--	--	--
Psychology	--	--	--	--
Public Affairs	--	--	--	--
Social Science	--	--	--	--
Technology	--	--	--	--
Interdisciplinary Studies	--	--	--	--
TOTAL ALL PROGRAMS	18	438	264	720



BOARD OF TRUSTEES OF STATE INSTITUTIONS OF HIGHER LEARNING  
STATE OF MISSISSIPPI

STUDENT CREDIT HOUR PRODUCTION BY LEVELS AND BY  
FIELDS OF STUDY  
REGULAR SESSION, 1982-83

USM - JACKSON COUNTY  
RESIDENT CENTER

	<u>Lower</u>	<u>Upper</u>	<u>Graduate</u>	<u>Total</u>
Agriculture	--	--	--	--
Architecture	--	--	--	--
Area Studies	--	--	--	--
Biological Science	--	--	--	--
Business and Management	--	2,039	312	2,351
Communications	--	--	--	--
Computer Science	--	17	--	17
Education	--	1,551	327	1,878
Engineering	--	--	--	--
Fine Arts	--	--	--	--
Foreign Language	--	--	--	--
Health Professions	--	--	--	--
Home Economics	--	--	--	--
Law	--	--	--	--
Letters	--	111	--	111
Library Science	--	6	6	12
Mathematics	--	93	--	93
Military Science	--	--	--	--
Nursing	--	--	--	--
Pharmacy	--	--	--	--
Physical Science	--	--	--	--
Psychology	--	323	18	341
Public Affairs	--	78	3	81
Social Science	3	203	9	215
Technology	--	195	6	201
Interdisciplinary Studies	--	--	--	--
TOTAL ALL PROGRAMS	3	4,616	681	5,300



BOARD OF TRUSTEES OF STATE INSTITUTIONS OF HIGHER LEARNING  
STATE OF MISSISSIPPI

STUDENT CREDIT HOUR PRODUCTION BY LEVELS AND BY  
FIELDS OF STUDY  
REGULAR SESSION, 1982-83

DSU - EXTENSION

	<u>Lower</u>	<u>Upper</u>	<u>Graduate</u>	<u>Total</u>
Agriculture	--	--	--	--
Architecture	--	--	--	--
Area Studies	--	--	--	--
Biological Science	--	--	--	--
Business and Management	--	486	--	486
Communications	--	--	--	--
Computer Science	--	597	--	597
Education	--	219	459	678
Engineering	--	--	--	--
Fine Arts	--	24	9	33
Foreign Language	--	--	--	--
Health Professions	--	--	--	--
Home Economics	--	--	--	--
Law	--	--	--	--
Letters	--	--	27	27
Library Science	--	--	--	--
Mathematics	--	--	72	72
Military Science	--	--	--	--
Nursing	--	--	--	--
Pharmacy	--	--	--	--
Physical Science	--	--	42	42
Psychology	--	--	--	--
Public Affairs	--	--	--	--
Social Science	--	--	--	--
Technology	--	--	--	--
Interdisciplinary Studies	--	--	--	--
TOTAL ALL PROGRAMS	--	1,326	609	1,935



BOARD OF TRUSTEES OF STATE INSTITUTIONS OF HIGHER LEARNING  
STATE OF MISSISSIPPI

STUDENT CREDIT HOUR PRODUCTION BY LEVELS AND BY  
FIELDS OF STUDY  
REGULAR SESSION, 1982-83

JSU - EXTENSION

	<u>Lower</u>	<u>Upper</u>	<u>Graduate</u>	<u>Total</u>
Agriculture	--	--	--	--
Architecture	--	--	--	--
Area Studies	--	--	--	--
Biological Science	--	--	--	--
Business and Management	--	21	--	21
Communications	--	--	--	--
Computer Science	--	--	45	45
Education	--	--	72	72
Engineering	--	--	--	--
Fine Arts	--	--	--	--
Foreign Language	--	--	--	--
Health Professions	--	--	--	--
Home Economics	--	--	--	--
Law	--	--	--	--
Letters	--	--	--	--
Library Science	--	--	--	--
Mathematics	--	--	--	--
Military Science	--	--	--	--
Nursing	--	--	--	--
Pharmacy	--	--	--	--
Physical Science	--	--	--	--
Psychology	--	--	--	--
Public Affairs	--	--	--	--
Social Science	--	--	--	--
Technology	--	--	--	--
Interdisciplinary Studies	--	--	--	--
TOTAL ALL PROGRAMS	--	21	117	138



BOARD OF TRUSTEES OF STATE INSTITUTIONS OF HIGHER LEARNING  
STATE OF MISSISSIPPI

STUDENT CREDIT HOUR PRODUCTION BY LEVELS AND BY  
FIELDS OF STUDY  
REGULAR SESSION, 1982-83

MSU - EXTENSION

	<u>Lower</u>	<u>Upper</u>	<u>Graduate</u>	<u>Total</u>
Agriculture	--	72	--	72
Architecture	--	--	--	--
Area Studies	--	--	--	--
Biological Science	--	30	51	81
Business and Management	--	36	90	126
Communications	--	--	--	--
Computer Science	--	--	--	--
Education	--	255	1,325	1,580
Engineering	--	--	--	--
Fine Arts	--	195	--	195
Foreign Language	--	--	--	--
Health Professions	--	--	--	--
Home Economics	--	--	--	--
Law	--	--	--	--
Letters	--	18	--	18
Library Science	--	6	42	48
Mathematics	--	--	--	--
Military Science	--	--	--	--
Nursing	--	--	--	--
Pharmacy	--	--	--	--
Physical Science	--	--	--	--
Psychology	--	33	33	66
Public Affairs	--	--	--	--
Social Science	--	--	--	--
Technology	--	--	--	--
Interdisciplinary Studies	--	--	--	--
TOTAL ALL PROGRAMS	--	645	1,541	2,186



BOARD OF TRUSTEES OF STATE INSTITUTIONS OF HIGHER LEARNING  
STATE OF MISSISSIPPI

STUDENT CREDIT HOUR PRODUCTION BY LEVELS AND BY  
FIELDS OF STUDY  
REGULAR SESSION, 1982-83

MVSU - EXTENSION

	<u>Lower</u>	<u>Upper</u>	<u>Graduate</u>	<u>Total</u>
Agriculture	--	--	--	--
Architecture	--	--	--	--
Area Studies	--	--	--	--
Biological Science	--	--	--	--
Business and Management	--	--	--	--
Communications	--	--	--	--
Computer Science	--	--	--	--
Education	--	456	--	456
Engineering	--	--	--	--
Fine Arts	--	--	--	--
Foreign Language	--	--	--	--
Health Professions	--	--	--	--
Home Economics	--	--	--	--
Law	--	--	--	--
Letters	--	--	--	--
Library Science	--	--	--	--
Mathematics	--	--	--	--
Military Science	--	--	--	--
Nursing	--	--	--	--
Pharmacy	--	--	--	--
Physical Science	--	--	--	--
Psychology	--	24	--	24
Public Affairs	--	54	--	54
Social Science	--	--	--	--
Technology	--	--	--	--
Interdisciplinary Studies	--	--	--	--
TOTAL ALL PROGRAMS	--	534	--	534



BOARD OF TRUSTEES OF STATE INSTITUTIONS OF HIGHER LEARNING  
STATE OF MISSISSIPPI

STUDENT CREDIT HOUR PRODUCTION BY LEVELS AND BY  
FIELDS OF STUDY  
REGULAR SESSION, 1982-83

UM - EXTENSION

	<u>Lower</u>	<u>Upper</u>	<u>Graduate</u>	<u>Total</u>
Agriculture	--	--	--	--
Architecture	--	--	--	--
Area Studies	--	--	--	--
Biological Science	--	--	--	--
Business and Management	--	57	--	57
Communications	--	--	--	--
Computer Science	--	45	--	45
Education	--	27	633	660
Engineering	--	--	--	--
Fine Arts	--	--	--	--
Foreign Language	--	--	--	--
Health Professions	--	--	--	--
Home Economics	--	--	372	372
Law	--	--	--	--
Letters	--	--	--	--
Library Science	--	21	42	63
Mathematics	--	--	--	--
Military Science	--	--	--	--
Nursing	--	--	--	--
Pharmacy	--	--	--	--
Physical Science	--	--	--	--
Psychology	--	--	--	--
Public Affairs	--	--	--	--
Social Science	--	--	--	--
Technology	--	--	--	--
Interdisciplinary Studies	--	--	--	--
TOTAL ALL PROGRAMS	--	150	1,047	1,197



BOARD OF TRUSTEES OF STATE INSTITUTIONS OF HIGHER LEARNING  
STATE OF MISSISSIPPI

STUDENT CREDIT HOUR PRODUCTION BY LEVELS AND BY  
FIELDS OF STUDY  
REGULAR SESSION, 1982-83

USM - EXTENSION

	<u>Lower</u>	<u>Upper</u>	<u>Graduate</u>	<u>Total</u>
Agriculture	--	--	--	--
Architecture	--	--	--	--
Area Studies	--	--	--	--
Biological Science	--	--	--	--
Business and Management	--	45	--	45
Communications	--	--	--	--
Computer Science	--	27	18	45
Education	--	210	1,136	1,346
Engineering	--	--	--	--
Fine Arts	--	81	--	81
Foreign Language	--	--	--	--
Health Professions	--	--	--	--
Home Economics	--	129	--	129
Law	--	--	--	--
Letters	--	--	--	--
Library Science	--	--	24	24
Mathematics	--	--	--	--
Military Science	--	--	--	--
Nursing	--	--	--	--
Pharmacy	--	--	--	--
Physical Science	--	--	--	--
Psychology	--	--	--	--
Public Affairs	--	162	156	318
Social Science	24	18	12	54
Technology	--	--	--	--
Interdisciplinary Studies	--	--	--	--
TOTAL ALL PROGRAMS	24	672	1,346	2,042



V

STUDENT CREDIT HOURS PRODUCED  
BY LEVEL AND BY HEGIS FIELDS OF STUDY  
SUMMER SESSION

1982



BOARD OF TRUSTEES OF STATE INSTITUTIONS OF HIGHER LEARNING  
STATE OF MISSISSIPPI

STUDENT CREDIT HOUR PRODUCTION, ON-CAMPUS AND OFF-CAMPUS  
SUMMER SESSION, 1982-83

<u>Institution</u>	<u>Lower</u>	<u>Upper</u>	<u>Graduate</u>	<u>Total</u>
<u>ON-CAMPUS</u>				
Alcorn State University	5,202	2,942	1,440	9,584
Delta State University	3,874	3,831	3,409	11,114
Jackson State University	12,049	9,961	4,013	26,023
Mississippi State University	12,073	13,904	6,404	32,381
Mississippi University for Women	3,220	2,156	813	6,189
Mississippi Valley State University	2,606	2,603	609	5,818
University of Mississippi	10,094	11,645	7,132	28,871
University of Southern Mississippi	<u>11,073</u>	<u>20,793</u>	<u>10,432</u>	<u>42,298</u>
TOTAL ON-CAMPUS	60,191	67,835	34,252	162,278
<u>DEGREE-GRANTING OFF-CAMPUS CENTERS</u>				
MSU - Jackson	--	147	1,194	1,341
MSU - Meridian	--	1,659	792	2,451
MSU - Vicksburg Engineering	--	9	99	108
UM - Jackson	48	120	312	480
UM - Tupelo	15	549	381	945
USM - Gulf Park	--	4,243	2,455	6,698
USM - Jackson	--	132	171	303
USM - Natchez	--	<u>925</u>	<u>1,386</u>	<u>2,311</u>
TOTAL DEGREE-GRANTING OFF-CAMPUS CENTERS	63	7,784	6,790	14,637
<u>RESIDENT CENTERS</u>				
MSU - Vicksburg	--	168	195	363
UM - Booneville	--	69	168	237
UM - Southaven	24	183	195	402
USM - Jackson County	--	<u>1,152</u>	<u>297</u>	<u>1,449</u>
TOTAL RESIDENT CENTERS	24	1,572	855	2,451
TOTAL EXTENSION CLASSES	90	1,713	2,228	4,031
GRAND TOTAL	60,368	78,904	44,125	183,397



BOARD OF TRUSTEES OF STATE INSTITUTIONS OF HIGHER LEARNING  
STATE OF MISSISSIPPI

STUDENT CREDIT HOUR PRODUCTION BY LEVELS AND BY  
FIELDS OF STUDY  
SUMMER SESSION, 1982-83

ALCORN STATE UNIVERSITY

	<u>Lower</u>	<u>Upper</u>	<u>Graduate</u>	<u>Total</u>
Agriculture	87	168	93	348
Architecture	--	--	--	--
Area Studies	--	--	--	--
Biological Science	383	464	41	888
Business and Management	279	672	36	987
Communications	--	--	--	--
Computer Science	--	--	--	--
Education	659	872	882	2,413
Engineering	--	--	--	--
Fine Arts	69	63	6	138
Foreign Language	141	--	--	141
Health Professions	--	--	--	--
Home Economics	26	41	51	118
Law	--	--	--	--
Letters	1,224	111	30	1,365
Library Science	--	--	--	--
Mathematics	967	--	69	1,036
Military Science	--	--	--	--
Nursing	--	74	--	74
Pharmacy	--	--	--	--
Physical Science	521	15	73	609
Psychology	273	66	69	408
Public Affairs	--	--	--	--
Social Science	573	396	90	1,059
Technology	--	--	--	--
Interdisciplinary Studies	--	--	--	--
TOTAL ALL PROGRAMS	5,202	2,942	1,440	9,584



BOARD OF TRUSTEES OF STATE INSTITUTIONS OF HIGHER LEARNING  
STATE OF MISSISSIPPI

STUDENT CREDIT HOUR PRODUCTION BY LEVELS AND BY  
FIELDS OF STUDY  
SUMMER SESSION, 1982-83

DELTA STATE UNIVERSITY

	<u>Lower</u>	<u>Upper</u>	<u>Graduate</u>	<u>Total</u>
Agriculture	--	--	--	--
Architecture	--	--	--	--
Area Studies	--	--	--	--
Biological Science	189	210	117	516
Business and Management	579	1,416	282	2,277
Communications	--	--	--	--
Computer Science	210	84	6	300
Education	172	986	2,376	3,534
Engineering	--	--	--	--
Fine Arts	200	224	253	677
Foreign Language	--	--	--	--
Health Professions	--	10	9	19
Home Economics	--	57	17	74
Law	--	--	--	--
Letters	903	153	123	1,179
Library Science	--	45	51	96
Mathematics	270	18	36	324
Military Science	--	--	--	--
Nursing	13	12	--	25
Pharmacy	--	--	--	--
Physical Science	624	181	34	839
Psychology	231	45	24	300
Public Affairs	--	144	18	162
Social Science	483	240	63	786
Technology	--	6	--	6
Interdisciplinary Studies	--	--	--	--
TOTAL ALL PROGRAMS	3,874	3,831	3,409	11,114



BOARD OF TRUSTEES OF STATE INSTITUTIONS OF HIGHER LEARNING  
STATE OF MISSISSIPPI

STUDENT CREDIT HOUR PRODUCTION BY LEVELS AND BY  
FIELDS OF STUDY  
SUMMER SESSION, 1982-83

JACKSON STATE UNIVERSITY

	<u>Lower</u>	<u>Upper</u>	<u>Graduate</u>	<u>Total</u>
Agriculture	--	--	--	--
Architecture	--	--	--	--
Area Studies	3	27	--	30
Biological Science	626	30	59	715
Business and Management	1,113	3,054	336	4,503
Communications	33	704	--	737
Computer Science	1,009	396	393	1,798
Education	542	1,929	2,045	4,516
Engineering	--	--	--	--
Fine Arts	602	93	144	839
Foreign Language	453	--	12	465
Health Professions	4	--	45	49
Home Economics	--	--	--	--
Law	--	--	--	--
Letters	2,340	787	294	3,421
Library Science	1	3	72	76
Mathematics	2,510	366	45	2,921
Military Science	--	42	--	42
Nursing	--	--	--	--
Pharmacy	--	--	--	--
Physical Science	995	72	170	1,237
Psychology	342	345	21	708
Public Affairs	66	614	154	834
Social Science	960	1,499	223	2,682
Technology	--	--	--	--
Interdisciplinary Studies	450	--	--	450
TOTAL ALL PROGRAMS	12,049	9,961	4,013	26,023



BOARD OF TRUSTEES OF STATE INSTITUTIONS OF HIGHER LEARNING  
STATE OF MISSISSIPPI

STUDENT CREDIT HOUR PRODUCTION BY LEVELS AND BY  
FIELDS OF STUDY  
SUMMER SESSION, 1982-83

MISSISSIPPI STATE UNIVERSITY

	<u>Lower</u>	<u>Upper</u>	<u>Graduate</u>	<u>Total</u>
Agriculture	--	543	376	919
Architecture	248	30	--	278
Area Studies	--	--	--	--
Biological Science	594	64	142	800
Business and Management	1,476	4,098	826	6,400
Communications	633	303	15	951
Computer Science	474	368	404	1,246
Education	1,093	2,966	3,411	7,470
Engineering	30	2,777	139	2,946
Fine Arts	330	173	68	571
Foreign Language	780	43	50	873
Health Professions	--	--	1	1
Home Economics	30	123	84	237
Law	--	--	--	--
Letters	1,260	422	113	1,795
Library Science	--	3	45	48
Mathematics	1,770	798	218	2,786
Military Science	--	--	--	--
Nursing	--	--	--	--
Pharmacy	--	--	--	--
Physical Science	1,444	467	65	1,976
Psychology	342	198	87	627
Public Affairs	--	84	--	84
Social Science	1,569	444	360	2,373
Technology	--	--	--	--
Interdisciplinary Studies	--	--	--	--
TOTAL ALL PROGRAMS	12,073	13,904	6,404	32,381



BOARD OF TRUSTEES OF STATE INSTITUTIONS OF HIGHER LEARNING  
STATE OF MISSISSIPPI

STUDENT CREDIT HOUR PRODUCTION BY LEVELS AND BY  
FIELDS OF STUDY  
SUMMER SESSION, 1982-83

MISSISSIPPI UNIVERSITY FOR WOMEN

	<u>Lower</u>	<u>Upper</u>	<u>Graduate</u>	<u>Total</u>
Agriculture	--	--	--	--
Architecture	--	--	--	--
Area Studies	--	--	--	--
Biological Science	482	75	--	557
Business and Management	129	642	--	771
Communications	--	81	--	81
Computer Science	204	15	9	228
Education	279	381	567	1,227
Engineering	--	--	--	--
Fine Arts	88	83	6	177
Foreign Language	--	--	--	--
Health Professions	--	9	78	87
Home Economics	--	120	54	174
Law	--	105	--	105
Letters	663	30	6	699
Library Science	--	63	--	63
Mathematics	249	15	--	264
Military Science	--	--	--	--
Nursing	180	165	87	432
Pharmacy	--	--	--	--
Physical Science	246	--	--	246
Psychology	222	--	--	222
Public Affairs	--	63	--	63
Social Science	396	309	6	711
Technology	--	--	--	--
Interdisciplinary Studies	82	--	--	82
TOTAL ALL PROGRAMS	3,220	2,156	813	6,189



BOARD OF TRUSTEES OF STATE INSTITUTIONS OF HIGHER LEARNING  
STATE OF MISSISSIPPI

STUDENT CREDIT HOUR PRODUCTION BY LEVELS AND BY  
FIELDS OF STUDY  
SUMMER SESSION, 1982-83

MISSISSIPPI VALLEY STATE UNIVERSITY

	<u>Lower</u>	<u>Upper</u>	<u>Graduate</u>	<u>Total</u>
Agriculture	--	--	--	--
Architecture	--	--	--	--
Area Studies	--	--	--	--
Biological Science	95	51	--	146
Business and Management	246	408	--	654
Communications	--	--	--	--
Computer Science	93	126	--	219
Education	330	1,226	519	2,075
Engineering	--	--	--	--
Fine Arts	81	--	--	81
Foreign Language	30	--	--	30
Health Professions	3	15	90	108
Home Economics	--	--	--	--
Law	--	--	--	--
Letters	792	21	--	813
Library Science	--	--	--	--
Mathematics	429	3	--	432
Military Science	--	66	--	66
Nursing	--	--	--	--
Pharmacy	--	--	--	--
Physical Science	159	120	--	279
Psychology	78	75	--	153
Public Affairs	51	141	--	192
Social Science	219	351	--	570
Technology	--	--	--	--
Interdisciplinary Studies	--	--	--	--
TOTAL ALL PROGRAMS	2,606	2,603	609	5,818



BOARD OF TRUSTEES OF STATE INSTITUTIONS OF HIGHER LEARNING  
STATE OF MISSISSIPPI

STUDENT CREDIT HOUR PRODUCTION BY LEVELS AND BY  
FIELDS OF STUDY  
SUMMER SESSION, 1982-83

UNIVERSITY OF MISSISSIPPI

	<u>Lower</u>	<u>Upper</u>	<u>Graduate</u>	<u>Total</u>
Agriculture	--	--	--	--
Architecture	39	63	39	141
Area Studies	--	--	--	--
Biological Science	393	887	172	1,452
Business and Management	1,323	3,752	670	5,745
Communications	57	381	60	498
Computer Science	132	552	24	708
Education	947	1,760	2,606	5,313
Engineering	6	799	146	951
Fine Arts	577	441	231	1,249
Foreign Language	549	261	18	828
Health Professions	96	141	398	635
Home Economics	18	276	75	369
Law	--	--	1,567	1,567
Letters	1,446	480	162	2,088
Library Science	--	3	225	228
Mathematics	1,476	246	95	1,817
Military Science	261	--	--	261
Nursing	--	94	21	115
Pharmacy	--	--	--	--
Physical Science	--	--	--	--
Psychology	1,022	87	192	1,301
Public Affairs	489	99	194	782
Social Science	219	600	60	879
Technology	1,044	723	177	1,944
Interdisciplinary Studies	--	--	--	--
TOTAL ALL PROGRAMS	10,094	11,645	7,132	28,871



BOARD OF TRUSTEES OF STATE INSTITUTIONS OF HIGHER LEARNING  
STATE OF MISSISSIPPI

STUDENT CREDIT HOUR PRODUCTION BY LEVELS AND BY  
FIELDS OF STUDY  
SUMMER SESSION, 1982-83

UNIVERSITY OF SOUTHERN MISSISSIPPI

	<u>Lower</u>	<u>Upper</u>	<u>Graduate</u>	<u>Total</u>
Agriculture	--	--	--	--
Architecture	--	--	--	--
Area Studies	--	--	--	--
Biological Science	1,026	487	252	1,765
Business and Management	993	4,734	399	6,126
Communications	454	798	122	1,374
Computer Science	804	1,592	251	2,647
Education	459	5,128	5,060	10,647
Engineering	--	--	--	--
Fine Arts	654	703	641	1,998
Foreign Language	402	24	6	432
Health Professions	33	706	272	1,011
Home Economics	69	615	231	915
Law	--	--	--	--
Letters	1,152	1,224	341	2,717
Library Science	--	116	686	802
Mathematics	1,098	750	165	2,013
Military Science	--	3	--	3
Nursing	154	587	248	989
Pharmacy	--	--	--	--
Physical Science	1,622	483	270	2,375
Psychology	366	558	760	1,684
Public Affairs	166	679	549	1,394
Social Science	1,491	953	155	2,599
Technology	130	610	24	764
Interdisciplinary Studies	--	43	--	43
TOTAL ALL PROGRAMS	11,073	20,793	10,432	42,298



BOARD OF TRUSTEES OF STATE INSTITUTIONS OF HIGHER LEARNING  
STATE OF MISSISSIPPI

STUDENT CREDIT HOUR PRODUCTION BY LEVELS AND BY  
FIELDS OF STUDY  
SUMMER SESSION, 1982-83

MSU - JACKSON  
DEGREE-GRANTING OFF-CAMPUS CENTER

	<u>Lower</u>	<u>Upper</u>	<u>Graduate</u>	<u>Total</u>
Agriculture	--	39	3	42
Architecture	--	--	--	--
Area Studies	--	--	--	--
Biological Science	--	--	--	--
Business and Management	--	--	--	--
Communications	--	--	--	--
Computer Science	--	--	12	12
Education	--	99	1,002	1,101
Engineering	--	--	66	66
Fine Arts	--	--	--	--
Foreign Language	--	--	--	--
Health Professions	--	--	--	--
Home Economics	--	--	--	--
Law	--	--	--	--
Letters	--	9	12	21
Library Science	--	--	--	--
Mathematics	--	--	--	--
Military Science	--	--	--	--
Nursing	--	--	--	--
Pharmacy	--	--	--	--
Physical Science	--	--	36	36
Psychology	--	--	36	36
Public Affairs	--	--	--	--
Social Science	--	--	27	27
Technology	--	--	--	--
Interdisciplinary Studies	--	--	--	--
TOTAL ALL PROGRAMS	--	147	1,194	1,341



BOARD OF TRUSTEES OF STATE INSTITUTIONS OF HIGHER LEARNING  
STATE OF MISSISSIPPI

STUDENT CREDIT HOUR PRODUCTION BY LEVELS AND BY  
FIELDS OF STUDY  
SUMMER SESSION, 1982-83

MSU - MERIDIAN  
DEGREE-GRANTING OFF-CAMPUS CENTER

	<u>Lower</u>	<u>Upper</u>	<u>Graduate</u>	<u>Total</u>
Agriculture	--	--	--	--
Architecture	--	--	--	--
Area Studies	--	--	--	--
Biological Science	--	--	--	--
Business and Management	--	637	75	712
Communications	--	--	--	--
Computer Science	--	--	--	--
Education	--	485	588	1,073
Engineering	--	--	--	--
Fine Arts	--	24	--	24
Foreign Language	--	18	--	18
Health Professions	--	--	--	--
Home Economics	--	60	--	60
Law	--	--	--	--
Letters	--	81	33	114
Library Science	--	--	--	--
Mathematics	--	30	18	48
Military Science	--	--	--	--
Nursing	--	--	--	--
Pharmacy	--	--	--	--
Physical Science	--	3	27	30
Psychology	--	84	27	111
Public Affairs	--	78	9	87
Social Science	--	159	15	174
Technology	--	--	--	--
Interdisciplinary Studies	--	--	--	--
TOTAL ALL PROGRAMS	--	1,659	792	2,451



BOARD OF TRUSTEES OF STATE INSTITUTIONS OF HIGHER LEARNING  
STATE OF MISSISSIPPI

STUDENT CREDIT HOUR PRODUCTION BY LEVELS AND BY  
FIELDS OF STUDY  
SUMMER SESSION, 1982-83

MSU - VICKSBURG ENGINEERING  
DEGREE-GRANTING OFF-CAMPUS CENTER

	<u>Lower</u>	<u>Upper</u>	<u>Graduate</u>	<u>Total</u>
Agriculture	--	--	--	--
Architecture	--	--	--	--
Area Studies	--	--	--	--
Biological Science	--	--	--	--
Business and Management	--	--	--	--
Communications	--	--	--	--
Computer Science	--	--	--	--
Education	--	--	--	--
Engineering	--	9	99	108
Fine Arts	--	--	--	--
Foreign Language	--	--	--	--
Health Professions	--	--	--	--
Home Economics	--	--	--	--
Law	--	--	--	--
Letters	--	--	--	--
Library Science	--	--	--	--
Mathematics	--	--	--	--
Military Science	--	--	--	--
Nursing	--	--	--	--
Pharmacy	--	--	--	--
Physical Science	--	--	--	--
Psychology	--	--	--	--
Public Affairs	--	--	--	--
Social Science	--	--	--	--
Technology	--	--	--	--
Interdisciplinary Studies	--	--	--	--
TOTAL ALL PROGRAMS	--	9	99	108



BOARD OF TRUSTEES OF STATE INSTITUTIONS OF HIGHER LEARNING  
STATE OF MISSISSIPPI

STUDENT CREDIT HOUR PRODUCTION BY LEVELS AND BY  
FIELDS OF STUDY  
SUMMER SESSION, 1982-83

UM - JACKSON

DEGREE-GRANTING OFF-CAMPUS CENTER

	<u>Lower</u>	<u>Upper</u>	<u>Graduate</u>	<u>Total</u>
Agriculture	--	--	--	--
Architecture	--	--	--	--
Area Studies	--	--	--	--
Biological Science	--	--	--	--
Business and Management	48	120	--	168
Communications	--	--	--	--
Computer Science	--	--	--	--
Education	--	--	150	150
Engineering	--	--	3	3
Fine Arts	--	--	--	--
Foreign Language	--	--	--	--
Health Professions	--	--	21	21
Home Economics	--	--	--	--
Law	--	--	--	--
Letters	--	--	--	--
Library Science	--	--	99	99
Mathematics	--	--	--	--
Military Science	--	--	--	--
Nursing	--	--	--	--
Pharmacy	--	--	--	--
Physical Science	--	--	--	--
Psychology	--	--	39	39
Public Affairs	--	--	--	--
Social Science	--	--	--	--
Technology	--	--	--	--
Interdisciplinary Studies	--	--	--	--
TOTAL ALL PROGRAMS	48	120	312	480



BOARD OF TRUSTEES OF STATE INSTITUTIONS OF HIGHER LEARNING  
STATE OF MISSISSIPPI

STUDENT CREDIT HOUR PRODUCTION BY LEVELS AND BY  
FIELDS OF STUDY  
SUMMER SESSION, 1982-83

UM - TUPELO  
DEGREE-GRANTING OFF-CAMPUS CENTER

	<u>Lower</u>	<u>Upper</u>	<u>Graduate</u>	<u>Total</u>
Agriculture	--	--	--	--
Architecture	--	--	--	--
Area Studies	--	--	--	--
Biological Science	--	--	--	--
Business and Management	--	240	42	282
Communications	--	9	18	27
Computer Science	--	--	--	--
Education	--	255	249	504
Engineering	--	--	--	--
Fine Arts	--	--	--	--
Foreign Language	--	--	--	--
Health Professions	15	--	15	30
Home Economics	--	--	--	--
Law	--	--	--	--
Letters	--	3	18	21
Library Science	--	3	18	21
Mathematics	--	--	--	--
Military Science	--	--	--	--
Nursing	--	--	--	--
Pharmacy	--	--	--	--
Physical Science	--	--	--	--
Psychology	--	--	--	--
Public Affairs	--	--	--	--
Social Science	--	39	21	60
Technology	--	--	--	--
Interdisciplinary Studies	--	--	--	--
TOTAL ALL PROGRAMS	15	549	381	945



BOARD OF TRUSTEES OF STATE INSTITUTIONS OF HIGHER LEARNING  
STATE OF MISSISSIPPI

STUDENT CREDIT HOUR PRODUCTION BY LEVELS AND BY  
FIELDS OF STUDY  
SUMMER SESSION, 1982-83

USM - GULF PARK  
DEGREE-GRANTING OFF-CAMPUS CENTER

	<u>Lower</u>	<u>Upper</u>	<u>Graduate</u>	<u>Total</u>
Agriculture	--	--	--	--
Architecture	--	--	--	--
Area Studies	--	--	--	--
Biological Science	--	114	18	132
Business and Management	--	1,212	312	1,524
Communications	--	54	21	75
Computer Science	--	325	364	689
Education	--	1,398	1,489	2,887
Engineering	--	--	--	--
Fine Arts	--	63	57	120
Foreign Language	--	--	--	--
Health Professions	--	--	--	--
Home Economics	--	--	--	--
Law	--	--	--	--
Letters	--	282	51	333
Library Science	--	3	30	33
Mathematics	--	99	12	111
Military Science	--	--	--	--
Nursing	--	--	--	--
Pharmacy	--	--	--	--
Physical Science	--	88	--	88
Psychology	--	138	24	162
Public Affairs	--	122	20	142
Social Science	--	255	51	306
Technology	--	90	6	96
Interdisciplinary Studies	--	--	--	--
TOTAL ALL PROGRAMS	--	4,243	2,455	6,698



BOARD OF TRUSTEES OF STATE INSTITUTIONS OF HIGHER LEARNING  
STATE OF MISSISSIPPI

STUDENT CREDIT HOUR PRODUCTION BY LEVELS AND BY  
FIELDS OF STUDY  
SUMMER SESSION, 1982-83

USM - JACKSON  
DEGREE-GRANTING OFF-CAMPUS CENTER

	<u>Lower</u>	<u>Upper</u>	<u>Graduate</u>	<u>Total</u>
Agriculture	--	--	--	--
Architecture	--	--	--	--
Area Studies	--	--	--	--
Biological Science	--	--	--	--
Business and Management	--	30	--	30
Communications	--	--	--	--
Computer Science	--	27	66	93
Education	--	15	33	48
Engineering	--	--	--	--
Fine Arts	--	--	--	--
Foreign Language	--	--	--	--
Health Professions	--	--	--	--
Home Economics	--	--	--	--
Law	--	--	--	--
Letters	--	30	--	30
Library Science	--	--	--	--
Mathematics	--	--	--	--
Military Science	--	--	--	--
Nursing	--	--	--	--
Pharmacy	--	--	--	--
Physical Science	--	30	27	57
Psychology	--	--	--	--
Public Affairs	--	--	45	45
Social Science	--	--	--	--
Technology	--	--	--	--
Interdisciplinary Studies	--	--	--	--
TOTAL ALL PROGRAMS	--	132	171	303



BOARD OF TRUSTEES OF STATE INSTITUTIONS OF HIGHER LEARNING  
STATE OF MISSISSIPPI

STUDENT CREDIT HOUR PRODUCTION BY LEVELS AND BY  
FIELDS OF STUDY  
SUMMER SESSION, 1982-83

USM - NATCHEZ  
DEGREE-GRANTING OFF-CAMPUS CENTER

	<u>Lower</u>	<u>Upper</u>	<u>Graduate</u>	<u>Total</u>
Agriculture	--	--	--	--
Architecture	--	--	--	--
Area Studies	--	--	--	--
Biological Science	--	--	--	--
Business and Management	--	279	84	363
Communications	--	--	--	--
Computer Science	--	123	87	210
Education	--	337	1,077	1,414
Engineering	--	--	--	--
Fine Arts	--	42	--	42
Foreign Language	--	--	--	--
Health Professions	--	--	--	--
Home Economics	--	--	--	--
Law	--	--	--	--
Letters	--	33	27	60
Library Science	--	3	6	9
Mathematics	--	36	12	48
Military Science	--	--	--	--
Nursing	--	--	--	--
Pharmacy	--	--	--	--
Physical Science	--	6	--	6
Psychology	--	33	3	36
Public Affairs	--	--	9	9
Social Science	--	33	81	114
Technology	--	--	--	--
Interdisciplinary Studies	--	--	--	--
TOTAL ALL PROGRAMS	--	925	1,386	2,311



BOARD OF TRUSTEES OF STATE INSTITUTIONS OF HIGHER LEARNING  
STATE OF MISSISSIPPI

STUDENT CREDIT HOUR PRODUCTION BY LEVELS AND BY  
FIELDS OF STUDY  
SUMMER SESSION, 1982-83

MSU - VICKSBURG  
RESIDENT CENTER

	<u>Lower</u>	<u>Upper</u>	<u>Graduate</u>	<u>Total</u>
Agriculture	--	--	--	--
Architecture	--	--	--	--
Area Studies	--	--	--	--
Biological Science	--	--	--	--
Business and Management	--	33	--	33
Communications	--	--	--	--
Computer Science	--	6	--	6
Education	--	129	195	324
Engineering	--	--	--	--
Fine Arts	--	--	--	--
Foreign Language	--	--	--	--
Health Professions	--	--	--	--
Home Economics	--	--	--	--
Law	--	--	--	--
Letters	--	--	--	--
Library Science	--	--	--	--
Mathematics	--	--	--	--
Military Science	--	--	--	--
Nursing	--	--	--	--
Pharmacy	--	--	--	--
Physical Science	--	--	--	--
Psychology	--	--	--	--
Public Affairs	--	--	--	--
Social Science	--	--	--	--
Technology	--	--	--	--
Interdisciplinary Studies	--	--	--	--
TOTAL ALL PROGRAMS	--	168	195	363



BOARD OF TRUSTEES OF STATE INSTITUTIONS OF HIGHER LEARNING  
STATE OF MISSISSIPPI

STUDENT CREDIT HOUR PRODUCTION BY LEVELS AND BY  
FIELDS OF STUDY  
SUMMER SESSION, 1982-83

UM - BOONEVILLE  
RESIDENT CENTER

	<u>Lower</u>	<u>Upper</u>	<u>Graduate</u>	<u>Total</u>
Agriculture	--	--	--	--
Architecture	--	--	--	--
Area Studies	--	--	--	--
Biological Science	--	--	--	--
Business and Management	--	--	--	--
Communications	--	--	--	--
Computer Science	--	--	--	--
Education	--	63	126	189
Engineering	--	--	--	--
Fine Arts	--	--	--	--
Foreign Language	--	--	--	--
Health Professions	--	--	--	--
Home Economics	--	--	--	--
Law	--	--	--	--
Letters	--	--	--	--
Library Science	--	6	42	48
Mathematics	--	--	--	--
Military Science	--	--	--	--
Nursing	--	--	--	--
Pharmacy	--	--	--	--
Physical Science	--	--	--	--
Psychology	--	--	--	--
Public Affairs	--	--	--	--
Social Science	--	--	--	--
Technology	--	--	--	--
Interdisciplinary Studies	--	--	--	--
TOTAL ALL PROGRAMS	--	69	168	237



BOARD OF TRUSTEES OF STATE INSTITUTIONS OF HIGHER LEARNING  
STATE OF MISSISSIPPI

STUDENT CREDIT HOUR PRODUCTION BY LEVELS AND BY  
FIELDS OF STUDY  
SUMMER SESSION, 1982-83

UM - SOUTHAVEN  
RESIDENT CENTER

	<u>Lower</u>	<u>Upper</u>	<u>Graduate</u>	<u>Total</u>
Agriculture	--	--	--	--
Architecture	--	--	--	--
Area Studies	--	--	--	--
Biological Science	--	--	--	--
Business and Management	--	81	--	81
Communications	--	--	--	--
Computer Science	--	--	--	--
Education	24	--	--	--
Engineering	--	102	162	288
Fine Arts	--	--	--	--
Foreign Language	--	--	--	--
Health Professions	--	--	--	--
Home Economics	--	--	--	--
Law	--	--	--	--
Letters	--	--	--	--
Library Science	--	--	33	33
Mathematics	--	--	--	--
Military Science	--	--	--	--
Nursing	--	--	--	--
Pharmacy	--	--	--	--
Physical Science	--	--	--	--
Psychology	--	--	--	--
Public Affairs	--	--	--	--
Social Science	--	--	--	--
Technology	--	--	--	--
Interdisciplinary Studies	--	--	--	--
TOTAL ALL PROGRAMS	24	183	195	402



BOARD OF TRUSTEES OF STATE INSTITUTIONS OF HIGHER LEARNING  
STATE OF MISSISSIPPI

STUDENT CREDIT HOUR PRODUCTION BY LEVELS AND BY  
FIELDS OF STUDY  
SUMMER SESSION, 1982-83

USM - JACKSON COUNTY  
RESIDENT CENTER

	<u>Lower</u>	<u>Upper</u>	<u>Graduate</u>	<u>Total</u>
Agriculture	--	--	--	--
Architecture	--	--	--	--
Area Studies	--	--	--	--
Biological Science	--	--	--	--
Business and Management	--	604	51	655
Communications	--	--	--	--
Computer Science	--	--	--	--
Education	--	297	216	513
Engineering	--	--	--	--
Fine Arts	--	63	--	63
Foreign Language	--	--	--	--
Health Professions	--	--	--	--
Home Economics	--	--	--	--
Law	--	--	--	--
Letters	--	56	--	56
Library Science	--	--	3	3
Mathematics	--	--	--	--
Military Science	--	--	--	--
Nursing	--	--	--	--
Pharmacy	--	--	--	--
Physical Science	--	--	--	--
Psychology	--	75	12	87
Public Affairs	--	3	--	3
Social Science	--	21	15	36
Technology	--	33	--	33
Interdisciplinary Studies	--	--	--	--
TOTAL ALL PROGRAMS	--	1,152	297	1,449



BOARD OF TRUSTEES OF STATE INSTITUTIONS OF HIGHER LEARNING  
STATE OF MISSISSIPPI

STUDENT CREDIT HOUR PRODUCTION BY LEVELS AND BY  
FIELDS OF STUDY  
SUMMER SESSION, 1982-83

DSU - EXTENSION

	<u>Lower</u>	<u>Upper</u>	<u>Graduate</u>	<u>Total</u>
Agriculture	--	--	--	--
Architecture	--	--	--	--
Area Studies	--	--	--	--
Biological Science	--	--	--	--
Business and Management	--	--	--	--
Communications	--	--	--	--
Computer Science	--	--	--	--
Education	--	57	--	57
Engineering	--	--	--	--
Fine Arts	--	--	--	--
Foreign Language	--	--	--	--
Health Professions	--	--	--	--
Home Economics	--	--	--	--
Law	--	--	--	--
Letters	--	--	--	--
Library Science	--	--	--	--
Mathematics	--	--	--	--
Military Science	--	--	--	--
Nursing	--	--	--	--
Pharmacy	--	--	--	--
Physical Science	--	--	--	--
Psychology	--	--	--	--
Public Affairs	--	--	--	--
Social Science	--	--	--	--
Technology	--	--	--	--
Interdisciplinary Studies	--	--	--	--
TOTAL ALL PROGRAMS	--	57	--	57



BOARD OF TRUSTEES OF STATE INSTITUTIONS OF HIGHER LEARNING  
STATE OF MISSISSIPPI

STUDENT CREDIT HOUR PRODUCTION BY LEVELS AND BY  
FIELDS OF STUDY  
SUMMER SESSION, 1982-83

MSU - EXTENSION

	<u>Lower</u>	<u>Upper</u>	<u>Graduate</u>	<u>Total</u>
Agriculture	--	48	6	54
Architecture	--	--	--	--
Area Studies	--	--	--	--
Biological Science	--	--	--	--
Business and Management	--	--	63	63
Communications	--	--	--	--
Computer Science	--	--	--	--
Education	--	48	777	825
Engineering	--	--	--	--
Fine Arts	--	--	--	--
Foreign Language	--	--	--	--
Health Professions	--	--	--	--
Home Economics	--	--	--	--
Law	--	--	--	--
Letters	--	--	--	--
Library Science	--	--	--	--
Mathematics	--	--	--	--
Military Science	--	--	--	--
Nursing	--	--	--	--
Pharmacy	--	--	--	--
Physical Science	--	--	--	--
Psychology	--	--	--	--
Public Affairs	--	--	--	--
Social Science	--	--	--	--
Technology	--	--	--	--
Interdisciplinary Studies	--	--	--	--
TOTAL ALL PROGRAMS	--	96	846	942



BOARD OF TRUSTEES OF STATE INSTITUTIONS OF HIGHER LEARNING  
STATE OF MISSISSIPPI

STUDENT CREDIT HOUR PRODUCTION BY LEVELS AND BY  
FIELDS OF STUDY  
SUMMER SESSION, 1982-83

MVSU - EXTENSION

	<u>Lower</u>	<u>Upper</u>	<u>Graduate</u>	<u>Total</u>
Agriculture	--	--	--	--
Architecture	--	--	--	--
Area Studies	--	--	--	--
Biological Science	--	--	--	--
Business and Management	--	--	--	--
Communications	--	--	--	--
Computer Science	--	--	--	--
Education	--	117	--	117
Engineering	--	--	--	--
Fine Arts	--	--	--	--
Foreign Language	--	--	--	--
Health Professions	--	--	--	--
Home Economics	--	--	--	--
Law	--	--	--	--
Letters	--	--	--	--
Library Science	--	--	--	--
Mathematics	--	--	--	--
Military Science	--	--	--	--
Nursing	--	--	--	--
Pharmacy	--	--	--	--
Physical Science	--	--	--	--
Psychology	--	--	--	--
Public Affairs	--	--	--	--
Social Science	--	--	--	--
Technology	--	--	--	--
Interdisciplinary Studies	--	--	--	--
TOTAL ALL PROGRAMS	--	117	--	117



BOARD OF TRUSTEES OF STATE INSTITUTIONS OF HIGHER LEARNING  
STATE OF MISSISSIPPI

STUDENT CREDIT HOUR PRODUCTION BY LEVELS AND BY  
FIELDS OF STUDY  
SUMMER SESSION, 1982-83

UM - EXTENSION

	<u>Lower</u>	<u>Upper</u>	<u>Graduate</u>	<u>Total</u>
Agriculture	--	--	--	--
Architecture	--	--	--	--
Area Studies	--	--	--	--
Biological Science	--	--	--	--
Business and Management	--	--	--	--
Communications	--	--	--	--
Computer Science	--	--	--	--
Education	--	--	321	321
Engineering	--	--	--	--
Fine Arts	--	--	--	--
Foreign Language	12	12	12	36
Health Professions	--	--	--	--
Home Economics	--	--	--	--
Law	--	--	--	--
Letters	18	--	--	18
Library Science	--	--	--	--
Mathematics	--	--	--	--
Military Science	--	--	--	--
Nursing	--	--	--	--
Pharmacy	--	--	--	--
Physical Science	--	--	--	--
Psychology	--	--	--	--
Public Affairs	--	--	--	--
Social Science	--	--	--	--
Technology	--	--	--	--
Interdisciplinary Studies	--	--	--	--
TOTAL ALL PROGRAMS	30	12	333	375



BOARD OF TRUSTEES OF STATE INSTITUTIONS OF HIGHER LEARNING  
STATE OF MISSISSIPPI

STUDENT CREDIT HOUR PRODUCTION BY LEVELS AND BY  
FIELDS OF STUDY  
SUMMER SESSION, 1982-83

USM - EXTENSION

	<u>Lower</u>	<u>Upper</u>	<u>Graduate</u>	<u>Total</u>
Agriculture	--	--	--	--
Architecture	--	--	--	--
Area Studies	--	--	--	--
Biological Science	--	--	--	--
Business and Management	--	126	33	159
Communications	--	96	45	141
Computer Science	--	51	150	201
Education	--	216	179	395
Engineering	--	--	--	--
Fine Arts	--	57	6	63
Foreign Language	60	--	60	120
Health Professions	--	18	42	60
Home Economics	--	12	3	15
Law	--	--	--	--
Letters	--	126	72	198
Library Science	--	21	174	195
Mathematics	--	--	--	--
Military Science	--	--	--	--
Nursing	--	--	--	--
Pharmacy	--	--	--	--
Physical Science	--	264	12	276
Psychology	--	45	3	48
Public Affairs	--	168	93	261
Social Science	--	201	177	378
Technology	--	--	--	--
Interdisciplinary Studies	--	30	--	30
TOTAL ALL PROGRAMS	60	1,431	1,049	2,540



VI  
REVENUES AND EXPENDITURES BY RESTRICTED  
AND UNRESTRICTED SOURCES  
INVESTMENT AND STUDENT CREDIT HOUR COST BY LEVEL, BY  
FIELD AND BY INSTITUTION  
1982-83



BOARD OF TRUSTEES OF STATE INSTITUTIONS OF HIGHER LEARNING  
STATE OF MISSISSIPPI

Revenues by Restricted and Unrestricted Sources 1982-83

	<u>ASU</u>	<u>DSU</u>	<u>JSU</u>	<u>MSU</u>	<u>MUW</u>	<u>MVSU</u>	<u>UM</u>	<u>USM</u>	<u>TOTAL</u>
Student Fees - Total	2,086,556	2,752,550	6,306,607	14,780,064	1,728,826	1,728,180	13,682,117	14,086,089	57,150,989
Regular Session	1,608,646	2,241,843	5,321,223	10,678,831	1,375,415	1,450,613	10,206,441	11,044,586	43,927,598
Non-Resident	243,931	140,358	660,740	1,533,396	138,818	33,392	2,308,206	974,776	6,033,617
Degree-granting Off-campus Centers	-0-	-0-	-0-	1,156,496	-0-	-0-	197,286	1,015,953	2,369,735
Summer Session	233,979	370,349	324,644	1,110,918	214,593	244,175	970,184	1,050,774	4,519,616
College of Veterinary Medicine	-0-	-0-	-0-	300,423	-0-	-0-	-0-	-0-	300,423
State Appropriations - Total	7,853,748	8,932,862	15,346,253	34,797,863	8,041,223	6,883,839	26,952,875	30,230,076	139,038,739
General Support	7,746,107	8,780,320	15,121,747	27,875,787	7,998,035	6,818,823	24,051,394	28,126,186	126,518,399
Degree-granting Off-campus Centers	-0-	-0-	-0-	674,111	-0-	-0-	393,696	1,613,356	2,681,163
Special Library	95,049	152,542	166,995	516,329	33,799	65,016	705,782	490,534	2,226,046
Interest	12,592	-0-	57,511	14,171	9,389	-0-	44,028	-0-	137,691
College of Veterinary Medicine	-0-	-0-	-0-	5,621,499	-0-	-0-	-0-	-0-	5,621,499
Small Business Development Center	-0-	-0-	-0-	-0-	-0-	-0-	46,642	-0-	46,642
RIPS	-0-	-0-	-0-	-0-	-0-	-0-	876,468	-0-	876,468
Alcohol Safety Education Program	-0-	-0-	-0-	95,966	-0-	-0-	-0-	-0-	95,966
Miss. Mineral Resources Institute	-0-	-0-	-0-	-0-	-0-	-0-	122,348	-0-	122,348
Miss. Law Research Institute	-0-	-0-	-0-	-0-	-0-	-0-	252,908	-0-	252,908
State Court Education Program	-0-	-0-	-0-	-0-	-0-	-0-	459,609	-0-	459,609
Federal Appropriations	21,515	-0-	-0-	28,485	-0-	-0-	-0-	-0-	50,000
Gifts, Grants & Contracts - Total	7,163,679	1,635,091	11,975,162	16,092,741	1,401,684	4,358,752	9,284,263	7,048,081	58,959,453
Federal	6,716,029	1,600,506	8,981,371	10,154,610	714,429	4,042,355	5,486,953	5,450,934	43,147,187
State	270,537	11,081	359,255	2,405,328	159,448	28,404	710,459	978,873	4,923,385
Local	-0-	-0-	2,634,536	201,187	188,595	-0-	19,424	22,000	3,065,742
Other	177,113	47,760	-0-	3,331,616	339,212	287,993	2,671,344	596,274	7,451,312
Recovery of Indirect Costs	-0-	(24,256)	-0-	-0-	-0-	-0-	396,083	-0-	371,827
Endowment	-0-	1,688	-0-	210,345	9,008	-0-	-0-	25,000	246,041
Sales & Services	64,990	98,826	77,421	2,370,100	129,464	62,713	315,044	409,522	3,528,080
Other	1,841,868	439,422	1,457,605	1,338,218	198,175	327,199	1,535,936	1,201,761	8,340,184
Total Education and General	19,032,356	13,860,439	35,163,048	69,617,816	11,508,380	13,360,683	51,770,235	53,000,529	267,313,486
Auxiliary Enterprises	3,706,863	3,029,184	5,039,045	17,715,967	1,840,852	3,149,861	11,921,617	14,779,681	61,183,070
Total Revenues	22,739,219	16,889,623	40,202,093	87,333,783	13,349,232	16,510,544	63,691,852	67,780,210	328,496,556



BOARD OF TRUSTEES OF STATE INSTITUTIONS OF HIGHER LEARNING  
STATE OF MISSISSIPPI

Percent of Restricted and Unrestricted Revenues for  
Education and General Purposes by Source 1982-83

[illegible]



BOARD OF TRUSTEES OF STATE INSTITUTIONS OF HIGHER LEARNING  
STATE OF MISSISSIPPI

Restricted and Unrestricted Expenditures by Function 1982-83

	<u>ASU</u>	<u>DSU</u>	<u>JSU</u>	<u>MSU</u>	<u>MUW</u>	<u>MVSU</u>	<u>UM</u>	<u>USM</u>	<u>TOTAL</u>
Instruction - Total	<u>5,351,723</u>	<u>6,610,976</u>	<u>13,904,392</u>	<u>26,619,511</u>	<u>4,616,792</u>	<u>3,700,964</u>	<u>20,450,930</u>	<u>26,560,266</u>	<u>107,815,554</u>
On-campus	<u>5,021,798</u>	<u>6,051,782</u>	<u>13,601,991</u>	<u>24,576,709</u>	<u>4,465,287</u>	<u>3,520,067</u>	<u>18,754,387</u>	<u>22,729,394</u>	<u>98,721,415</u>
Degree-granting Off-campus Centers	-0-	-0-	-0-	1,015,982	-0-	-0-	573,756	2,743,340	4,333,078
Summer Session	329,925	559,194	302,401	1,026,820	151,505	180,897	1,122,787	1,087,532	4,761,061
Research	2,035,513	136,644	637,822	7,126,566	38,729	30,534	4,225,315	1,672,436	15,903,559
Public Service	1,117,746	-0-	14,284	3,704,711	-0-	659,364	643,406	1,219,031	7,358,542
Academic Support	1,115,666	1,541,234	1,645,537	7,417,045	1,171,271	1,037,838	7,862,435	4,842,852	26,633,878
Student Services	1,125,641	1,293,105	10,777,106	3,125,177	826,544	1,109,632	2,446,637	2,118,985	22,822,827
Institutional Support	1,663,438	1,147,643	3,409,725	4,638,293	1,570,706	1,169,367	4,745,233	4,592,460	22,936,865
Operation and Maintenance	1,956,690	1,302,065	3,115,061	5,944,723	1,551,232	1,975,007	5,418,602	5,130,112	26,393,492
Scholarships and Fellowships	4,307,895	1,919,501	987,173	6,700,590	1,232,745	3,901,832	4,996,004	5,259,513	29,305,253
Transfers	<u>116,868</u>	<u>84,198</u>	<u>387,956</u>	<u>1,185,417</u>	<u>85,449</u>	<u>136,113</u>	<u>1,232,140</u>	<u>1,072,955</u>	<u>4,301,096</u>
Total Education and General	18,791,180	14,035,366	34,879,056	66,462,033	11,093,468	13,720,651	52,020,702	52,468,610	263,471,066
Auxiliary Enterprises	<u>3,131,567</u>	<u>2,664,323</u>	<u>4,471,585</u>	<u>18,694,312</u>	<u>1,977,132</u>	<u>2,666,210</u>	<u>10,204,487</u>	<u>14,769,947</u>	<u>58,579,563</u>
Total	21,922,747	16,699,689	39,350,641	85,156,345	13,070,600	16,386,861	62,225,189	67,238,557	322,050,629



BOARD OF TRUSTEES OF STATE INSTITUTIONS OF HIGHER LEARNING  
STATE OF MISSISSIPPI

Percent of Restricted and Unrestricted Expenditures by Function for  
Education and General Purposes 1982-83

[illegible]



BOARD OF TRUSTEES OF STATE INSTITUTIONS OF HIGHER LEARNING  
STATE OF MISSISSIPPI

Revenues by Unrestricted Sources 1982-83

	<u>ASU</u>	<u>DSU</u>	<u>JSU</u>	<u>MSU</u>	<u>MUW</u>	<u>MVSU</u>	<u>UM</u>	<u>USM</u>	<u>TOTAL</u>
Student Fees - Total	2,086,556	2,705,216	6,306,607	14,780,064	1,728,826	1,728,180	13,596,123	14,086,089	57,017,661
Regular Session	1,608,646	2,194,509	5,321,223	10,678,831	1,375,415	1,450,613	10,120,447	11,044,586	43,794,270
Non-Resident	243,931	140,358	660,740	1,533,396	138,818	33,392	2,308,206	974,776	6,033,617
Degree-granting Off-campus Centers	-0-	-0-	-0-	1,156,496	-0-	-0-	197,286	1,015,953	2,369,735
Summer Session	233,979	370,349	324,644	1,110,918	214,593	244,175	970,184	1,050,774	4,519,616
College of Veterinary Medicine	-0-	-0-	-0-	300,423	-0-	-0-	-0-	-0-	300,423
State Appropriations - Total	7,853,748	8,932,862	15,346,253	34,797,863	8,041,223	6,883,839	26,952,874	30,230,076	139,038,738
General Support	7,746,107	8,780,320	15,121,747	27,875,787	7,998,035	6,818,823	24,051,394	28,126,186	126,518,399
Degree-granting Off-campus Centers	-0-	-0-	-0-	674,111	-0-	-0-	393,696	1,613,356	2,681,163
Special Library	95,049	152,542	166,995	516,329	33,799	65,016	705,782	490,534	2,226,046
Interest	12,592	-0-	57,511	14,171	9,389	-0-	44,028	-0-	137,691
College of Veterinary Medicine	-0-	-0-	-0-	5,621,499	-0-	-0-	-0-	-0-	5,621,499
Small Business Development Center	-0-	-0-	-0-	-0-	-0-	-0-	46,642	-0-	46,642
RIPS	-0-	-0-	-0-	-0-	-0-	-0-	876,468	-0-	876,468
Alcohol Safety Education Program	-0-	-0-	-0-	95,966	-0-	-0-	-0-	-0-	95,966
Miss. Mineral Resources Institute	-0-	-0-	-0-	-0-	-0-	-0-	252,908	-0-	252,908
Miss. Law Research Institute	-0-	-0-	-0-	-0-	-0-	-0-	122,347	-0-	122,347
State Court Education Program	-0-	-0-	-0-	-0-	-0-	-0-	459,609	-0-	459,609
Federal Appropriations	21,515	-0-	-0-	28,485	-0-	-0-	-0-	-0-	50,000
Gifts, Grants & Contracts - Total	-0-	9,654	-0-	1,531,765	387,708	29,504	420,711	401,515	2,780,857
Federal	-0-	-0-	-0-	857,591	42,414	1,100	103,078	120,394	1,124,577
State	-0-	-0-	-0-	441,527	24,899	28,404	-0-	41,281	536,111
Local	-0-	-0-	-0-	2,716	188,595	-0-	-0-	-0-	191,311
Other	-0-	-0-	-0-	229,931	131,800	-0-	10,000	47,886	419,617
Recovery of Indirect Costs	-0-	9,654	-0-	-0-	-0-	-0-	307,633	191,954	509,241
Endowment	-0-	-0-	-0-	93,520	7,033	-0-	-0-	-0-	100,553
Sales & Services	64,990	98,827	77,421	2,370,100	129,464	62,713	200,222	347,726	3,351,463
Other	1,841,868	412,951	1,457,605	1,313,591	153,170	233,896	864,467	1,199,985	7,477,533
Total Education and General	11,868,677	12,159,510	23,187,886	54,915,388	10,447,424	8,938,132	42,034,397	46,265,391	209,816,805
Auxiliary Enterprises	3,706,863	3,029,184	5,039,045	17,715,967	1,840,852	3,070,682	11,921,617	14,779,682	61,103,892
Total Revenues	15,575,540	15,188,694	28,226,931	72,631,355	12,288,276	12,008,814	53,956,014	61,045,073	270,920,697



BOARD OF TRUSTEES OF STATE INSTITUTIONS OF HIGHER LEARNING  
STATE OF MISSISSIPPI

Percent of Unrestricted Revenues for Education and General Purposes by Sources  
1982-83

[illegible]



BOARD OF TRUSTEES OF STATE INSTITUTIONS OF HIGHER LEARNING  
STATE OF MISSISSIPPI

Unrestricted Expenditures by Function 1982-83

	<u>ASU</u>	<u>DSU</u>	<u>JSU</u>	<u>MSU</u>	<u>MUW</u>	<u>MVSU</u>	<u>UM</u>	<u>USM</u>	<u>TOTAL</u>
Instruction - Total	5,351,723	6,606,225	9,992,544	24,986,316	4,489,263	3,607,843	19,434,088	25,476,186	99,944,188
On-campus	5,021,798	6,047,031	9,739,162	22,943,514	4,337,758	3,426,946	17,737,545	21,645,314	90,899,068
Degree-granting Off-campus Centers	-0-	-0-	-0-	1,015,982	-0-	-0-	573,756	2,743,340	4,333,078
Summer Session	329,925	559,194	253,382	1,026,820	151,505	180,897	1,122,787	1,087,532	4,712,042
Research	-0-	15,333	637,822	1,873,053	18,173	-0-	1,539,375	746,612	4,830,368
Public Service	-0-	-0-	9,177	2,348,766	-0-	7,673	220,969	976,421	3,563,006
Academic Support	996,469	1,349,170	1,641,812	7,072,139	1,053,497	980,681	7,230,964	4,839,790	25,164,522
Student Services	1,053,228	1,212,733	2,565,707	3,114,971	814,483	1,100,840	2,007,313	2,101,100	13,970,375
Institutional Support	1,425,429	1,147,643	3,407,039	4,397,426	1,569,066	1,168,142	4,576,430	4,455,626	22,146,801
Operation and Maintenance	1,955,754	1,301,972	3,115,061	5,940,054	1,551,232	1,975,007	5,418,602	5,130,112	26,387,794
Scholarships and Fellowships	728,030	549,744	987,173	1,007,848	451,349	614,396	1,338,411	644,833	6,321,784
Transfers	<u>116,868</u>	<u>(226,781)</u>	<u>387,956</u>	<u>1,627,873</u>	<u>85,449</u>	<u>136,113</u>	<u>608,771</u>	<u>1,362,792</u>	<u>4,099,041</u>
Total Education and General	11,627,501	11,956,039	22,744,291	52,368,446	10,032,512	9,590,695	42,374,923	45,733,472	206,427,879
Auxiliary Enterprises	<u>3,131,567</u>	<u>2,664,323</u>	<u>4,471,585</u>	<u>18,527,927</u>	<u>1,977,132</u>	<u>2,518,184</u>	<u>10,204,487</u>	<u>14,769,947</u>	<u>58,265,152</u>
Total	14,759,068	14,620,362	27,215,876	70,896,373	12,009,644	12,108,879	52,579,410	60,503,419	264,693,031



BOARD OF TRUSTEES OF STATE INSTITUTIONS OF HIGHER LEARNING  
STATE OF MISSISSIPPI

### Percent of Unrestricted Expenditures by Function for Education and General Purposes 1982-83

[illegible]



BOARD OF TRUSTEES OF STATE INSTITUTIONS OF HIGHER LEARNING  
STATE OF MISSISSIPPI

Revenues by Restricted Sources 1982-83

	<u>ASU</u>	<u>DSU</u>	<u>JSU</u>	<u>MSU</u>	<u>MUW</u>	<u>MVSU</u>	<u>UM</u>	<u>USM</u>	<u>TOTAL</u>
Student Fees - Total	--	47,334	--	--	--	--	85,994	--	133,328
Regular Session	--	47,334	--	--	--	--	85,994	--	133,328
Non-Resident	--	--	--	--	--	--	--	--	--
Degree-granting Off-campus Centers	--	--	--	--	--	--	--	--	--
Summer Session	--	--	--	--	--	--	--	--	--
College of Veterinary Medicine	--	--	--	--	--	--	--	--	--
State Appropriations - Total	--	--	--	--	--	--	--	--	--
General Support	--	--	--	--	--	--	--	--	--
Degree-granting Off-campus Centers	--	--	--	--	--	--	--	--	--
Special Library	--	--	--	--	--	--	--	--	--
Interest	--	--	--	--	--	--	--	--	--
College of Veterinary Medicine	--	--	--	--	--	--	--	--	--
Small Business Development Center	--	--	--	--	--	--	--	--	--
RIPS	--	--	--	--	--	--	--	--	--
Alcohol Safety Education Program	--	--	--	--	--	--	--	--	--
Miss. Mineral Resources Institute	--	--	--	--	--	--	--	--	--
Miss. Law Research Institute	--	--	--	--	--	--	--	--	--
State Court Education Program	--	--	--	--	--	--	--	--	--
Federal Appropriations	--	--	--	--	--	--	--	--	--
Gifts, Grants & Contracts - Total	7,163,679	1,625,437	11,975,162	14,560,976	1,013,976	4,329,248	8,863,552	6,646,566	56,178,596
Federal	6,716,029	1,600,506	8,981,371	9,297,019	672,015	4,041,255	5,383,875	5,330,540	42,022,610
State	270,537	11,081	359,255	1,963,801	134,549	--	710,459	937,592	4,387,274
Local	--	--	2,634,536	198,471	207,412	--	19,424	22,000	3,081,843
Other	177,113	47,760	--	3,101,685	--	287,993	2,661,344	548,388	6,824,283
Recovery of Indirect Costs	--	(33,910)	--	--	--	--	88,450	(191,954)	(137,414)
Endowment	--	1,687	--	--	1,975	--	--	25,000	28,662
Sales & Services	--	--	--	116,825	--	--	114,822	61,796	293,443
Other	--	26,471	--	24,627	45,005	93,303	671,470	1,776	862,652
Total Education and General	7,163,679	1,700,929	11,975,162	14,702,428	1,060,956	4,422,551	9,735,838	6,735,138	57,496,681
Auxiliary Enterprises	3,706,863	--	--	--	--	79,179	--	--	3,786,042
Total Revenues	10,870,542	1,700,929	11,975,162	14,702,428	1,060,956	4,501,730	9,735,838	6,735,138	61,282,723







BOARD OF TRUSTEES OF STATE INSTITUTIONS OF HIGHER LEARNING  
STATE OF MISSISSIPPI

Restricted Expenditures by Function 1982-83

	<u>ASU</u>	<u>DSU</u>	<u>JSU</u>	<u>MSU</u>	<u>MUW</u>	<u>MVSU</u>	<u>UM</u>	<u>USM</u>	<u>TOTAL</u>
Instruction - Total	--	4,751	3,911,848	1,633,195	127,529	93,121	1,016,842	1,084,080	7,871,366
On-campus	--	4,751	3,862,829	1,633,195	127,529	93,121	1,016,842	1,084,080	7,822,347
Degree-granting Off-campus Centers	--	--	--	--	--	--	--	--	--
Summer Session	--	--	49,019	--	--	--	--	--	49,019
Research	2,035,513	121,311	--	5,253,513	20,556	30,534	2,685,940	925,824	11,073,191
Public Service	1,117,746	--	5,107	1,355,946	--	651,691	422,437	242,610	3,795,537
Academic Support	119,197	192,064	3,725	344,906	117,774	57,157	631,470	3,062	1,469,355
Student Services	72,413	80,372	8,211,399	10,206	12,061	8,792	439,324	17,885	8,852,452
Institutional Support	238,009	--	2,686	240,867	1,640	1,225	168,803	136,834	790,064
Operation and Maintenance	936	93	--	4,668	--	--	--	--	5,697
Scholarships and Fellowships	3,579,865	1,369,757	--	5,692,742	781,396	3,287,436	3,657,594	4,614,680	22,983,470
Transfers	--	310,979	--	(442,456)	--	--	523,369	(289,837)	202,055
Total Education and General	7,163,679	2,079,327	12,134,765	14,093,587	1,060,956	4,129,956	9,645,779	6,735,138	57,043,187
Auxiliary Enterprises	3,131,567	--	--	166,385	--	148,026	--	--	3,445,978
Total	10,295,246	2,079,327	12,134,765	14,259,972	1,060,956	4,277,982	9,645,779	6,735,138	60,489,165



BOARD OF TRUSTEES OF STATE INSTITUTIONS OF HIGHER LEARNING  
STATE OF MISSISSIPPI

Percent of Restricted Expenditures by Function for  
Education and General Purposes 1982-83

[illegible]



BOARD OF TRUSTEES OF STATE INSTITUTIONS OF HIGHER LEARNING  
STATE OF MISSISSIPPI

UNRESTRICTED ON-CAMPUS STUDENT CREDIT HOUR COST FOR INSTRUCTION  
AND RELATED ACADEMIC SUPPORT BY LEVELS  
REGULAR SESSION 1982-83

ALCORN STATE UNIVERSITY

<u>Academic Field</u>	<u>Lower Level</u>			<u>Upper Level</u>			<u>Graduate Level</u>		
	<u>Investment</u>	<u>SCH</u>	<u>SCH Cost</u>	<u>Investment</u>	<u>SCH</u>	<u>SCH Cost</u>	<u>Investment</u>	<u>SCH</u>	<u>SCH Cost</u>
Agriculture	75,521	720	104.89	301,321	1,463	205.96	169,019	258	655.11
Architecture	--	--	--	--	--	--	--	--	--
Area Studies	--	--	--	--	--	--	--	--	--
Biological Science	118,910	3,531	33.68	67,621	1,509	44.81	30,778	69	446.06
Business & Management	56,073	1,422	39.43	174,120	4,089	42.58	30,099	39	771.77
Communications	9,543	174	54.84	9,546	183	52.16	--	--	--
Computer Science	28,759	1,518	18.95	20,542	546	37.62	20,598	393	52.41
Education	413,543	6,243	66.24	479,915	4,264	112.55	187,428	777	241.22
Engineering	--	--	--	--	--	--	--	--	--
Fine Arts	416,490	2,397	173.75	82,747	333	248.49	--	--	--
Foreign Language	41,247	915	45.08	--	--	--	--	--	--
Health Professions	--	--	--	--	--	--	--	--	--
Home Economics	55,404	172	322.12	138,560	454	305.20	40,346	42	960.62
Law	--	--	--	--	--	--	--	--	--
Letters	278,367	8,224	33.85	78,430	981	79.95	22,968	18	1,276.00
Library Science	--	--	--	--	--	--	--	--	--
Mathematics	131,470	5,700	23.06	26,705	563	47.43	20,598	129	159.67
Military Science	12,831	781	16.43	2,851	410	6.95	--	--	--
Nursing	339,304	1,106	306.78	462,687	902	512.96	--	--	--
Pharmacy	--	--	--	--	--	--	--	--	--
Physical Science	164,603	3,452	47.68	72,265	428	168.84	36,480	165	221.09
Psychology	59,917	1,881	31.85	32,456	486	66.78	13,685	66	207.35
Public Affairs	--	--	--	--	--	--	--	--	--
Social Science	221,115	6,564	33.69	128,752	2,493	51.65	34,051	48	709.40
Technology	--	--	--	--	--	--	--	--	--
Interdisciplinary Studies	--	--	--	--	--	--	--	--	--
TOTAL ALL PROGRAMS	2,423,097	44,800	54.09	2,078,518	19,104	108.80	606,050	2,004	302.42



BOARD OF TRUSTEES OF STATE INSTITUTIONS OF HIGHER LEARNING  
STATE OF MISSISSIPPI

UNRESTRICTED ON-CAMPUS STUDENT CREDIT HOUR COST FOR INSTRUCTION  
AND RELATED ACADEMIC SUPPORT BY LEVELS  
REGULAR SESSION 1982-83

DELTA STATE UNIVERSITY

<u>Academic Field</u>	<u>Lower Level</u>			<u>Upper Level</u>			<u>Graduate Level</u>		
	<u>Investment</u>	<u>SCH</u>	<u>SCH Cost</u>	<u>Investment</u>	<u>SCH</u>	<u>SCH Cost</u>	<u>Investment</u>	<u>SCH</u>	<u>SCH Cost</u>
Agriculture	--	--	--	--	--	--	--	--	--
Architecture	2,879	15	191.93	--	--	--	--	--	--
Area Studies	--	--	--	--	--	--	--	--	--
Biological Science	113,142	1,610	70.27	139,929	1,291	108.39	54,355	218	249.33
Business & Management	203,797	4,974	40.97	621,310	10,971	56.63	85,355	744	114.72
Communications	20,494	101	202.91	2,650	30	88.33	--	--	--
Computer Science	104,543	2,066	50.60	73,724	1,083	68.07	11,684	144	81.14
Education	314,094	2,402	130.76	751,103	8,134	92.34	484,540	2,858	169.54
Engineering	--	--	--	--	--	--	--	--	--
Fine Arts	440,376	3,405	129.33	332,707	2,465	134.97	67,576	144	469.28
Foreign Language	65,271	741	88.09	30,386	123	247.04	--	--	--
Health Professions	--	--	--	85,163	454	187.58	1,348	9	149.78
Home Economics	15,864	69	229.91	126,910	710	178.75	--	--	--
Law	--	--	--	--	--	--	--	--	--
Letters	296,084	6,613	44.77	95,442	1,077	88.62	29,005	96	302.14
Library Science	--	--	--	27,309	183	149.23	22,314	42	531.29
Mathematics	148,193	3,381	43.83	19,928	291	68.48	12,702	57	222.84
Military Science	13,849	168	82.43	14,985	165	90.82	--	--	--
Nursing	37,168	151	246.15	327,075	868	376.81	--	--	--
Pharmacy	--	--	--	--	--	--	--	--	--
Physical Science	154,226	3,289	46.89	107,198	770	139.22	15,431	88	175.35
Psychology	89,156	1,995	44.69	51,633	704	73.34	15,328	93	164.82
Public Affairs	7,551	102	74.03	105,325	1,822	57.81	4,066	24	169.42
Social Science	285,276	5,046	56.54	124,679	1,605	77.68	23,611	105	224.87
Technology	25,641	102	251.38	102,562	177	579.45	--	--	--
Interdisciplinary Studies	--	--	--	9,795	78	125.58	--	--	--
TOTAL ALL PROGRAMS	2,337,604	36,230	64.52	3,149,813	33,001	95.45	827,315	4,622	178.99



BOARD OF TRUSTEES OF STATE INSTITUTIONS OF HIGHER LEARNING  
STATE OF MISSISSIPPI

UNRESTRICTED ON-CAMPUS STUDENT CREDIT HOUR COST FOR INSTRUCTION  
AND RELATED ACADEMIC SUPPORT BY LEVELS  
REGULAR SESSION 1982-83

JACKSON STATE UNIVERSITY

<u>Academic Field</u>	<u>Lower Level</u>			<u>Upper Level</u>			<u>Graduate Level</u>		
	<u>Investment</u>	<u>SCH</u>	<u>SCH Cost</u>	<u>Investment</u>	<u>SCH</u>	<u>SCH Cost</u>	<u>Investment</u>	<u>SCH</u>	<u>SCH Cost</u>
Agriculture	--	---	--	--	---	--	--	---	--
Architecture	--	---	--	--	---	--	--	---	--
Area Studies	25,868	297	87.10	35,452	153	231.71	21,404	60	356.73
Biological Science	193,098	6,625	29.15	179,728	1,182	152.05	137,633	494	278.61
Business & Management	291,468	6,906	42.21	879,462	16,407	53.60	165,546	1,641	100.88
Communications	31,364	612	51.25	253,286	3,096	81.81	25,405	99	256.62
Computer Science	208,825	8,084	25.83	95,295	1,977	48.20	93,251	1,429	65.26
Education	742,308	8,035	92.38	790,549	8,293	95.33	1,028,236	4,184	245.75
Engineering	--	---	--	--	---	--	--	---	--
Fine Arts	585,161	5,417	108.03	266,553	1,030	258.79	57,142	115	496.89
Foreign Language	121,486	2,229	54.50	11,301	27	418.56	6,278	21	298.95
Health Professions	15,294	18	849.67	36,630	424	86.39	30,774	150	205.16
Home Economics	2,773	45	61.62	40,845	408	100.11	--	--	--
Law	--	--	--	--	--	--	--	--	--
Letters	438,655	13,664	32.10	82,740	3,112	26.59	53,217	525	101.37
Library Science	--	--	--	24,035	63	381.51	37,935	48	790.31
Mathematics	410,867	14,736	27.88	92,198	1,188	77.61	59,848	366	163.52
Military Science	17,759	1,375	12.92	3,415	381	8.96	--	--	--
Nursing	--	--	--	--	--	--	--	--	--
Pharmacy	--	--	--	--	--	--	--	--	--
Physical Science	361,453	7,295	49.55	214,774	457	469.96	175,420	353	496.94
Psychology	168,791	3,789	44.55	162,659	2,057	79.08	29,675	270	109.91
Public Affairs	74,486	1,167	63.83	343,150	3,398	100.99	96,995	633	153.23
Social Science	497,215	11,202	44.39	459,552	3,973	115.67	224,854	574	391.73
Technology	102,158	1,587	64.37	107,996	1,554	69.50	6,466	45	143.69
Interdisciplinary Studies	152,062	2,577	59.01	5,694	15	379.60	3,593	32	112.28
TOTAL ALL PROGRAMS	4,586,623	95,660	47.95	4,235,106	49,194	86.09	2,288,281	155,893	14.68



BOARD OF TRUSTEES OF STATE INSTITUTIONS OF HIGHER LEARNING  
STATE OF MISSISSIPPI

UNRESTRICTED ON-CAMPUS STUDENT CREDIT HOUR COST FOR INSTRUCTION  
AND RELATED ACADEMIC SUPPORT BY LEVELS  
REGULAR SESSION 1982-83

MISSISSIPPI STATE UNIVERSITY

<u>Academic Field</u>	<u>Lower Level</u>			<u>Upper Level</u>			<u>Graduate Level</u>		
	<u>Investment</u>	<u>SCH</u>	<u>SCH Cost</u>	<u>Investment</u>	<u>SCH</u>	<u>SCH Cost</u>	<u>Investment</u>	<u>SCH</u>	<u>SCH Cost</u>
Agriculture	87,696	2,272	38.60	767,266	10,117	75.84	858,390	2,445	351.08
Architecture	241,069	1,827	131.95	627,623	3,672	170.92	44,259	95	465.88
Area Studies	--	--	--	--	--	--	--	--	--
Biological Science	277,875	10,053	27.64	306,506	3,996	76.70	565,603	2,075	272.58
Business & Management	599,626	17,008	35.26	1,485,953	33,376	44.52	506,427	2,546	198.91
Communications	272,664	6,149	44.34	227,534	3,024	75.24	14,191	87	163.11
Computer Science	176,694	3,990	44.28	158,199	3,064	51.63	80,921	1,191	67.94
Education	549,905	9,399	58.51	1,554,401	22,127	70.25	1,342,951	5,185	259.01
Engineering	387,434	5,662	68.43	2,612,110	31,296	83.46	865,946	2,063	419.75
Fine Arts	635,831	3,663	173.58	353,654	1,719	205.73	60,699	79	768.34
Foreign Language	338,525	5,499	61.56	54,863	376	145.91	48,472	178	272.31
Health Professions	3,088	38	81.26	36,124	171	211.25	10,490	22	476.82
Home Economics	51,874	1,067	48.62	335,528	4,146	80.93	16,408	117	140.24
Law	--	--	--	--	--	--	--	--	--
Letters	727,158	12,636	57.55	234,878	3,102	75.72	73,164	269	271.99
Library Science	--	--	--	41,183	207	198.95	15,251	39	391.05
Mathematics	676,838	19,542	34.64	248,749	4,615	53.90	125,561	1,197	104.90
Military Science	47,324	1,875	25.24	18,857	822	22.94	--	--	--
Nursing	--	--	--	--	--	--	--	--	--
Pharmacy	--	--	--	--	--	--	--	--	--
Physical Science	635,471	18,164	34.99	354,899	4,222	84.06	230,423	500	460.85
Psychology	36,299	3,801	9.55	135,031	1,679	80.42	155,155	708	219.15
Public Affairs	--	--	--	88,362	550	160.66	2,200	15	146.67
Social Science	656,757	23,512	27.93	434,471	3,617	120.12	443,409	1,527	290.38
Technology	--	--	--	18,850	35	538.57	--	--	--
Interdisciplinary Studies	17,134	160	107.09	52,435	116	452.03	--	--	--
TOTAL ALL PROGRAMS	6,419,262	146,317	43.87	10,147,476	136,049	74.59	5,459,920	20,338	268.46



BOARD OF TRUSTEES OF STATE INSTITUTIONS OF HIGHER LEARNING  
STATE OF MISSISSIPPI

UNRESTRICTED ON-CAMPUS STUDENT CREDIT HOUR COST FOR INSTRUCTION  
AND RELATED ACADEMIC SUPPORT BY LEVELS  
REGULAR SESSION 1982-83

MISSISSIPPI UNIVERSITY FOR WOMEN

<u>Academic Field</u>	Lower Level			Upper Level			Graduate Level		
	<u>Investment</u>	<u>SCH</u>	<u>SCH Cost</u>	<u>Investment</u>	<u>SCH</u>	<u>SCH Cost</u>	<u>Investment</u>	<u>SCH</u>	<u>SCH Cost</u>
Agriculture	--	--	--	--	--	--	--	--	--
Architecture	2,210	30	73.67	8,839	87	101.60	--	--	--
Area Studies	--	--	--	--	--	--	--	--	--
Biological Science	136,595	3,241	42.15	98,549	776	127.00	478	4	119.50
Business & Management	104,190	1,950	53.43	204,517	3,906	52.36	10,145	60	169.08
Communications	46,892	585	80.16	95,212	428	222.46	--	--	--
Computer Science	40,835	1,356	30.11	25,129	393	63.94	3,141	6	523.50
Education	158,821	1,650	96.26	411,918	3,585	114.90	53,966	372	145.07
Engineering	--	--	--	--	--	--	--	--	--
Fine Arts	252,559	1,561	161.79	187,881	1,128	166.56	38,870	66	588.94
Foreign Language	70,098	444	157.88	23,367	51	458.18	--	--	--
Health Professions	37,081	255	145.42	86,993	171	508.73	46,500	62	750.00
Home Economics	85,531	472	181.21	198,377	1,392	142.51	41,262	93	443.68
Law	11,683	93	125.62	23,367	144	162.27	--	--	--
Letters	245,330	3,352	73.19	62,295	342	182.15	3,894	6	649.00
Library Science	3,366	6	561.00	22,718	129	176.11	841	3	280.33
Mathematics	92,202	2,191	42.08	34,149	327	104.43	--	--	--
Military Science	916	53	17.28	687	26	26.42	--	--	--
Nursing	446,079	2,356	189.34	436,786	1,344	324.99	241,626	279	866.04
Pharmacy	--	--	--	--	--	--	--	--	--
Physical Science	129,765	2,225	58.32	47,810	164	291.52	--	--	--
Psychology	29,367	1,043	28.16	26,105	143	182.55	--	--	--
Public Affairs	--	--	--	35,893	366	98.07	--	--	--
Social Science	70,205	1,641	42.78	121,544	1,491	81.52	662	6	110.33
Technology	--	--	--	--	--	--	--	--	--
Interdisciplinary Studies	2,987	63	47.41	1,735	58	29.91	--	--	--
TOTAL ALL PROGRAMS	1,966,712	24,567	80.05	2,153,871	16,451	130.93	441,385	957	461.22



BOARD OF TRUSTEES OF STATE INSTITUTIONS OF HIGHER LEARNING  
STATE OF MISSISSIPPI

UNRESTRICTED ON-CAMPUS STUDENT CREDIT HOUR COST FOR INSTRUCTION  
AND RELATED ACADEMIC SUPPORT BY LEVELS  
REGULAR SESSION 1982-83

MISSISSIPPI VALLEY STATE UNIVERSITY

<u>Academic Field</u>	<u>Lower Level</u>			<u>Upper Level</u>			<u>Graduate Level</u>		
	<u>Investment</u>	<u>SCH</u>	<u>SCH Cost</u>	<u>Investment</u>	<u>SCH</u>	<u>SCH Cost</u>	<u>Investment</u>	<u>SCH</u>	<u>SCH Cost</u>
Agriculture	--	--	--	--	--	--	--	--	--
Architecture	--	--	--	--	--	--	--	--	--
Area Studies	--	--	--	--	--	--	--	--	--
Biological Science	100,162	1,820	55.03	80,293	844	95.13	9,762	20	488.10
Business & Management	95,107	2,127	44.71	179,025	3,847	46.54	--	--	--
Communications	2,674	27	99.04	6,461	162	39.88	--	--	--
Computer Science	44,410	1,434	30.97	62,341	1,389	44.88	--	--	--
Education	469,803	7,193	65.31	632,301	6,140	102.98	42,085	447	94.15
Engineering	--	--	--	--	--	--	--	--	--
Fine Arts	214,196	2,282	93.86	159,723	490	325.97	--	--	--
Foreign Language	42,794	630	67.93	--	--	--	--	--	--
Health Professions	2,129	12	177.42	38,326	244	157.07	53,366	297	179.68
Home Economics	--	--	--	--	--	--	--	--	--
Law	--	--	--	--	--	--	--	--	--
Letters	276,891	7,236	38.27	71,694	486	147.52	--	--	--
Library Science	--	--	--	--	--	--	--	--	--
Mathematics	168,262	4,686	35.91	52,370	308	170.03	--	--	--
Military Science	25,459	277	91.91	15,422	349	44.19	--	--	--
Nursing	--	--	--	--	--	--	--	--	--
Pharmacy	--	--	--	--	--	--	--	--	--
Physical Science	94,739	2,382	39.77	57,060	367	155.48	--	--	--
Psychology	18,782	495	37.94	25,021	483	51.80	--	--	--
Public Affairs	47,104	1,005	46.87	131,696	1,860	70.80	--	--	--
Social Science	146,605	4,407	33.27	120,424	2,322	51.86	--	--	--
Technology	88,043	978	90.02	90,632	861	105.26	--	--	--
Interdisciplinary Studies	--	--	--	--	--	--	--	--	--
TOTAL ALL PROGRAMS	1,837,160	36,991	49.66	1,722,789	20,152	85.49	105,213	764	137.71



BOARD OF TRUSTEES OF STATE INSTITUTIONS OF HIGHER LEARNING  
STATE OF MISSISSIPPI

UNRESTRICTED ON-CAMPUS STUDENT CREDIT HOUR COST FOR INSTRUCTION  
AND RELATED ACADEMIC SUPPORT BY LEVELS  
REGULAR SESSION 1982-83

UNIVERSITY OF MISSISSIPPI

<u>Academic Field</u>	<u>Lower Level</u>			<u>Upper Level</u>			<u>Graduate Level</u>		
	<u>Investment</u>	<u>SCH</u>	<u>SCH Cost</u>	<u>Investment</u>	<u>SCH</u>	<u>SCH Cost</u>	<u>Investment</u>	<u>SCH</u>	<u>SCH Cost</u>
Agriculture	--	--	--	--	--	--	--	--	--
Architecture	18,329	576	31.82	72,807	597	121.95	107,950	159	678.93
Area Studies	25,782	375	68.75	17,207	96	179.24	--	--	--
Biological Science	295,072	6,328	46.63	558,961	6,237	89.62	416,927	560	744.51
Business & Management	670,449	15,769	42.52	1,432,680	29,202	49.06	485,191	2,072	234.17
Communications	94,506	936	100.97	250,143	2,226	112.37	35,204	114	308.81
Computer Science	111,709	3,264	34.22	145,745	2,949	49.42	3,019	21	143.76
Education	622,635	8,751	71.15	703,464	12,961	54.28	767,424	3,238	237.01
Engineering	56,559	335	168.83	1,018,833	6,925	147.12	417,469	966	432.16
Fine Arts	541,860	6,368	85.09	395,074	2,847	138.77	276,345	764	361.71
Foreign Language	413,568	6,520	63.43	80,139	480	166.96	51,293	117	438.40
Health Professions	30,415	456	66.70	198,887	2,106	94.44	388,015	1,025	378.55
Home Economics	45,734	750	60.98	114,520	3,380	33.88	74,761	204	366.48
Law	--	--	--	--	--	--	1,509,630	13,214	114.24
Letters	708,602	17,208	41.18	249,631	4,446	56.15	182,704	644	283.70
Library Science	--	--	--	24,459	66	370.59	186,073	420	443.03
Mathematics	493,317	14,157	34.85	55,339	918	60.28	67,885	171	396.99
Military Science	49,790	2,460	20.24	34,187	905	37.78	--	--	--
Nursing	--	--	--	--	--	--	--	--	--
Pharmacy	--	--	--	317,627	2,949	107.71	58,812	76	773.84
Physical Science	689,591	12,104	56.97	360,890	2,767	130.43	585,686	836	700.58
Psychology	89,757	5,658	15.86	135,982	2,232	60.92	226,883	1,081	209.88
Public Affairs	24,270	985	24.64	237,437	3,937	60.31	53,361	294	181.50
Social Science	578,966	15,786	36.68	504,153	4,675	107.84	340,753	580	587.51
Technology	--	--	--	--	--	--	--	--	--
Interdisciplinary Studies	36,618	221	165.69	217,704	162	1,343.85	--	--	--
TOTAL ALL PROGRAMS	5,597,529	119,007	47.03	7,125,869	93,063	76.57	6,235,385	26,556	234.80



BOARD OF TRUSTEES OF STATE INSTITUTIONS OF HIGHER LEARNING  
STATE OF MISSISSIPPI

UNRESTRICTED ON-CAMPUS STUDENT CREDIT HOUR COST FOR INSTRUCTION  
AND RELATED ACADEMIC SUPPORT BY LEVELS  
REGULAR SESSION 1982-83

UNIVERSITY OF SOUTHERN MISSISSIPPI

<u>Academic Field</u>	<u>Lower Level</u>			<u>Upper Level</u>			<u>Graduate Level</u>		
	<u>Investment</u>	<u>SCH</u>	<u>SCH Cost</u>	<u>Investment</u>	<u>SCH</u>	<u>SCH Cost</u>	<u>Investment</u>	<u>SCH</u>	<u>SCH Cost</u>
Agriculture	--	--	--	--	--	--	--	--	--
Architecture	--	--	--	21,159	228	92.80	12,933	87	148.66
Area Studies	--	--	--	9,293	21	442.52	--	--	--
Biological Science	454,239	8,423	53.93	343,442	2,617	131.24	331,071	589	562.09
Business & Management	486,006	11,235	43.26	1,512,712	29,319	51.59	225,779	1,682	134.23
Communications	210,505	3,759	56.00	479,885	5,001	95.96	98,864	482	205.11
Computer Science	246,391	6,219	39.62	497,399	9,114	54.58	166,388	515	323.08
Education	480,098	7,026	68.33	2,245,489	24,924	90.09	1,644,168	5,592	294.02
Engineering	--	--	--	--	--	--	--	--	--
Fine Arts	864,749	8,252	104.79	842,798	4,831	174.46	432,597	1,268	341.16
Foreign Language	196,842	2,757	71.40	81,391	387	210.31	2,608	9	289.78
Health Professions	28,935	392	73.81	345,713	2,463	140.36	216,539	950	227.94
Home Economics	117,633	1,618	72.70	462,780	4,927	93.93	97,082	288	337.09
Law	--	--	--	--	--	--	--	--	--
Letters	684,291	13,638	50.18	385,996	5,844	66.05	144,024	765	188.27
Library Science	21,978	40	549.45	72,529	244	297.25	237,703	657	361.80
Mathematics	497,558	12,178	40.86	188,594	3,544	53.22	54,520	230	237.04
Military Science	21,440	2,929	7.32	14,339	1,382	10.38	--	--	--
Nursing	169,359	577	293.52	1,095,718	8,109	135.12	410,529	864	475.15
Pharmacy	--	--	--	--	--	--	--	--	--
Physical Science	725,430	12,752	56.89	624,622	4,945	126.31	462,347	1,574	293.74
Psychology	64,438	3,666	17.58	159,328	3,138	50.77	298,509	2,004	148.96
Public Affairs	103,132	1,216	84.81	209,363	3,616	57.90	560,549	2,110	265.66
Social Science	641,887	17,913	35.83	472,728	6,251	75.62	281,049	776	362.18
Technology	196,596	2,289	85.89	311,583	3,755	82.98	6,776	28	242.00
Interdisciplinary Studies	81,506	489	166.68	232,792	907	256.66	--	--	--
TOTAL ALL PROGRAMS	6,293,013	117,368	53.62	10,609,653	125,567	84.49	5,684,035	20,470	277.68