




## MISSISSIPPI UNIVERSITY FOR WOMEN

### Academic Year 2019 Degree Tables



Office of Institutional Research and Assessment  
Reneau Hall - 118  
1100 College St., MUW-160  
Columbus, MS 39701  
662-329-8543

# Mississippi University for Women

## Academic Year 2019 Degree Tables

### Table of Contents

#### **Program Enrollment & Degrees Awarded**

3.8	Degrees Awarded by IHL Official API: AY 2019 .....	1
3.9	Degrees Awarded by CIP, Major/Concentration, Race/Ethnicity and Gender: AY 2019 .....	2
3.10	Degrees Awarded: Chart: AY 2019.....	6
3.11	History of Degrees Awarded by Program and CIP: 5 Years .....	7
3.12	History of Degrees Awarded by Program, CIP, & Gender: 5 Years.....	9
3.13	Top Bachelor and Master Degrees Awarded in the Last 5 Years: Chart.....	11
3.14	History of Degrees Awarded by Academic Level: 10 Years .....	12
3.15	Degrees Awarded by CIP and Major/Concentration: 5 Years.....	13
3.16	Degrees Awarded by Second Major: 5 Years.....	17
<b>APPENDIX A: Endnotes.....</b>		<b>18</b>

**Degrees Awarded by IHL Official Academic Program Inventory (API) | Table 3.8**  
**Academic Year 2018-2019**

<b>Associate of Science</b>	<b>55</b>	<b>Bachelor of Science (Cont.)</b>	
513801 Nursing	55	240101 General Studies	8
<b>Bachelor of Applied Science</b>	<b>48</b>	309999 Interdisciplinary Studies	0
520201 Business Administration	47	310501 Kinesiology	29
512207 Public Health Education	1	220302 Legal Studies	15
<b>Bachelor of Arts</b>	<b>50</b>	270101 Mathematics	2
260101 Biology	0	400101 Physical Sciences	0
090101 Communications	5	512207 Public Health Education	45
230101 English	13	440401 Public Safety Administration	1
240101 General Studies	0	450101 Social Sciences	1
540101 History	6	510203 Speech Pathology	29
309999 Interdisciplinary Studies	1	<b>Bachelor of Science in Nursing</b>	<b>360</b>
220302 Legal Studies	6	513801 Nursing	360
270101 Mathematics	0	<b>Master of Arts</b>	<b>0</b>
500901 Music	2	050207 Women's Leadership	0
451001 Political Science	4	<b>Master of Arts in Teaching</b>	<b>1</b>
420101 Psychology	12	131205 Secondary Teacher Education	1
440401 Public Safety Administration	0	<b>Master of Business Administration</b>	<b>8</b>
450101 Social Sciences	0	520201 Business Administration	8
160905 Spanish	0	<b>Master of Education</b>	<b>11</b>
500101 Theatre	1	130101 Education	11
050207 Women's Studies	0	130401 Educational Leadership	0
<b>Bachelor of Business Administration</b>	<b>13</b>	131004 Gifted Studies	0
520201 Business Administration	13	131315 Reading/Literacy	0
<b>Bachelor of Fine Arts</b>	<b>17</b>	<b>Master of Fine Arts</b>	<b>15</b>
131302 Art Education	2	231302 Creative Writing	8
500101 Fine Arts	15	500506 Physical Theatre	7
<b>Bachelor of Music</b>	<b>5</b>	<b>Master of Public Health</b>	<b>15</b>
500901 Music	5	512201 Public Health	15
<b>Bachelor of Professional Studies</b>	<b>10</b>	<b>Master of Science</b>	<b>12</b>
240199 Professional Studies	10	510203 Speech-Language Pathology	12
<b>Bachelor of Science</b>	<b>253</b>	<b>Master of Science in Nursing</b>	<b>35</b>
520301 Accounting	16	513899 Family Nurse Clinician	35
260101 Biology	16	<b>Doctor of Nursing Practice</b>	<b>3</b>
520201 Business Administration	45	513818 Nursing Practice	3
400501 Chemistry	1		
090101 Communications	5	<b>Total Degrees Awarded</b>	<b>911</b>
120599 Culinary Arts	20	<b>Certificate Programs</b>	<b>3</b>
120509 Culinary Science/Culinology	0	513805 Post-Graduate Advanced- -Practice Registered Nurse	3
131202 Elementary Education	14		
190704 Family Studies	6	<b>Total Degrees/Certificates Awarded</b>	<b>914</b>

Source: IHL Degree Files

**Degrees Awarded by CIP, Major/Concentration, Race/Ethnicity, and Gender | Table 3.9**  
**Academic Year 2018-2019**

CIP	Major Desc/ Degree	Total	American Indian or Alaskan Native		Asian		Black/ African American		Hispanic		Multiple Race		Native Hawaiian or Pacific Islander		Non- Resident Alien		White	
			F	M	F	M	F	M	F	M	F	M	F	M	F	M	F	M
College of Arts, Sciences, & Education Total		138	0	0	1	0	32	2	0	1	0	0	0	0	6	3	79	14
090101	Communication [BA]	5					2	0									2	1
	Communication [BS]	5					2	0									2	1
130101	Education [MED]	11					3	0									8	0
130401	Educational Leadership [MED]	0																
131004	Gifted Studies [MED]	0																
131202	Elementary Education [BS]	14					2	0									12	0
131205	Secondary Teacher Ed (Alt Rte) [MAT]	1															0	1
131302	Art Education [BFA]	2															2	0
131315	Reading/Literacy [MED]	0																
190704	Family Studies [BS]	6					4	1									1	0
230101	English [BA]	3					1	0									2	0
	English - Creative Writing [BA]	6					2	0							0	1	3	0
	English-Teacher Certification [BA]	4															4	0
231302	Creative Writing [MFA]	8					2	0	0	1							5	0
260101	Biology [BS]	15			1	0	4	0							3	0	6	1
	Biology-Teacher Certification [BS]	1															1	0
270101	Mathematics [BS]	2													2	0		
309999	Interdisciplinary Studies [BA]	1													0	1		
400501	Chemistry [BS]	1															1	0
420101	Psychology [BA]	12					4	1									6	1
450101	Social Sciences [BS]	1															1	0
451001	Political Science [BA]	4													0	1	2	1

**Degrees Awarded by CIP, Major/Concentration, Race/Ethnicity, and Gender | Table 3.9**  
**Academic Year 2018-2019**

CIP	Major Desc/ Degree	Total	American Indian or Alaskan Native		Asian		Black/ African American		Hispanic		Multiple Race		Native Hawaiian or Pacific Islander		Non- Resident Alien		White	
			F	M	F	M	F	M	F	M	F	M	F	M	F	M	F	M
500101	Fine Arts-Studio Art [BFA]	9					3	0							1	0	5	0
	Fine Arts-Studio- Graphic [BFA]	6					1	0									3	2
	Theatre [BA]	1															1	0
500506	Physical Theatre [MFA]	7															5	2
500901	Music [BA]	2					1	0									1	0
	Music-Music Education [BM]	5					1	0									3	1
540101	History [BA]	4															2	2
	History-Public History [BA]	1															0	1
	History-Teacher Certification [BA]	1															1	0
College of Business & Professional Studies Total		189	0	0	0	0	53	15	2	0	1	0	0	0	0	3	87	28
120599	Culinary Arts [BS]	20					6	2									10	2
220302	Legal Studies [BA]	6					2	0									4	0
	Legal Studies [BS]	15					5	1									4	5
240101	General Studies [BS]	8					3	0									4	1
240199	Professional Studies	10					3	3									3	1
440401	Pub-Safety Ad/FSM/Gen Bus [BS]	1															0	1
520201	Bus Admin - Cul Art - Main [BAS]	6					1	1									3	1
	Bus Admin - Culin Art - Gulf [BAS]	2															1	1
	Bus Admin - Culin Art - Hinds [BAS]	3					2	0									1	0
	Bus Admin - Legal Admin [BAS]	2															2	0
	Bus Admin-Health Care Mgt [BAS]	9					5	0									4	0

**Degrees Awarded by CIP, Major/Concentration, Race/Ethnicity, and Gender | Table 3.9**  
**Academic Year 2018-2019**

CIP	Major Desc/ Degree	Total	American Indian or Alaskan Native		Asian		Black/ African American		Hispanic		Multiple Race		Native Hawaiian or Pacific Islander		Non- Resident Alien		White	
			F	M	F	M	F	M	F	M	F	M	F	M	F	M	F	M
520201 (Cont.)	Bus Admin-Health Care Mgt [BBA]	4					3	0									1	0
	Bus Admin-Health Care Mgt [BS]	14					4	0			1	0					8	1
	Business Admin - General Bus [BAS]	11					2	1									6	2
	Business Admin - General Bus [BBA]	4					1	0	1	0							2	0
	Business Admin - General Bus [BS]	15					4	2									7	2
	Business Admin - Human Res Mgt [BAS]	2					2	0										
	Business Admin - Human Res Mgt [BBA]	3					2	1										
	Business Admin - Human Res Mgt [BS]	6					2	0									4	0
	Business Admin - Management [BBA]	1					1	0										
	Business Admin - Management [BS]	4					0	1									3	0
	Business Admin - Marketing [BBA]	1															1	0
	Business Admin - Marketing [BS]	2					0	1									1	0
	Business Admin - MIS [BAS]	12					0	1									5	6
	Business Admin - MIS [BS]	4													0	2	1	1
	Business Administration [MBA]	8					3	1									1	3
520301	Accounting [BS]	16					2	0	1	0					0	1	11	1

**Degrees Awarded by CIP, Major/Concentration, Race/Ethnicity, and Gender | Table 3.9**  
**Academic Year 2018-2019**

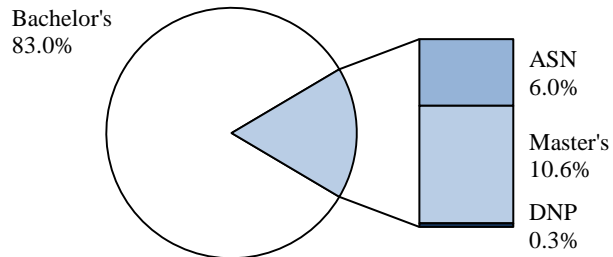
CIP	Major Desc/ Degree	Total	American Indian or Alaskan Native		Asian		Black/ African American		Hispanic		Multiple Race		Native Hawaiian or Pacific Islander		Non- Resident Alien		White	
			F	M	F	M	F	M	F	M	F	M	F	M	F	M	F	M
College of Nursing & Health Sciences Total		584	3	2	4	0	166	13	3	0	3	0	0	0	6	0	340	44
310501	Kinesiology - Teaching [BS]	1					0	1										
	Kinesiology-Exer Sci-Phys Ther [BS]	4					1	0									3	0
	Kinesiology-Exercise Science [BS]	24					10	3			1	0					6	4
510203	Speech/Language Pathology [BS]	29					1	1									27	0
	Speech-Language Pathology [MS]	12															12	0
512201	Public Health [MPH]	15	1	0			6	0	2	0							6	0
512207	Public Health Education [BAS]	1															0	1
	Public Health Education [BS]	45	0	1			32	1	1	0					3	0	7	0
513801	Associate of Science Nursing [ASN]	55			1	0	10	1									40	3
	Bachelor of Science Nursing [BSN]	65	1	0	2	0	7	0							3	0	48	4
	Nursing - BSN - Tupelo [BSN]	295	1	1	1	0	98	6			2	0					158	28
513818	Nursing Practice [DNP]	3															3	0
513899	Family Nurse Practitioner [MSN]	35					1	0									30	4

Grand Total	911	3	2	5	0	251	30	5	1	4	0	0	0	12	6	506	86
-------------	-----	---	---	---	---	-----	----	---	---	---	---	---	---	----	---	-----	----

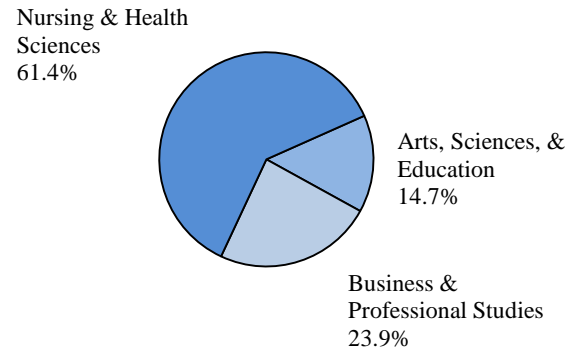
Source: IHL Degree Files and Internal Degree Files

Summary of Degrees Awarded | Table 3.10  
Academic Year 2018-2019

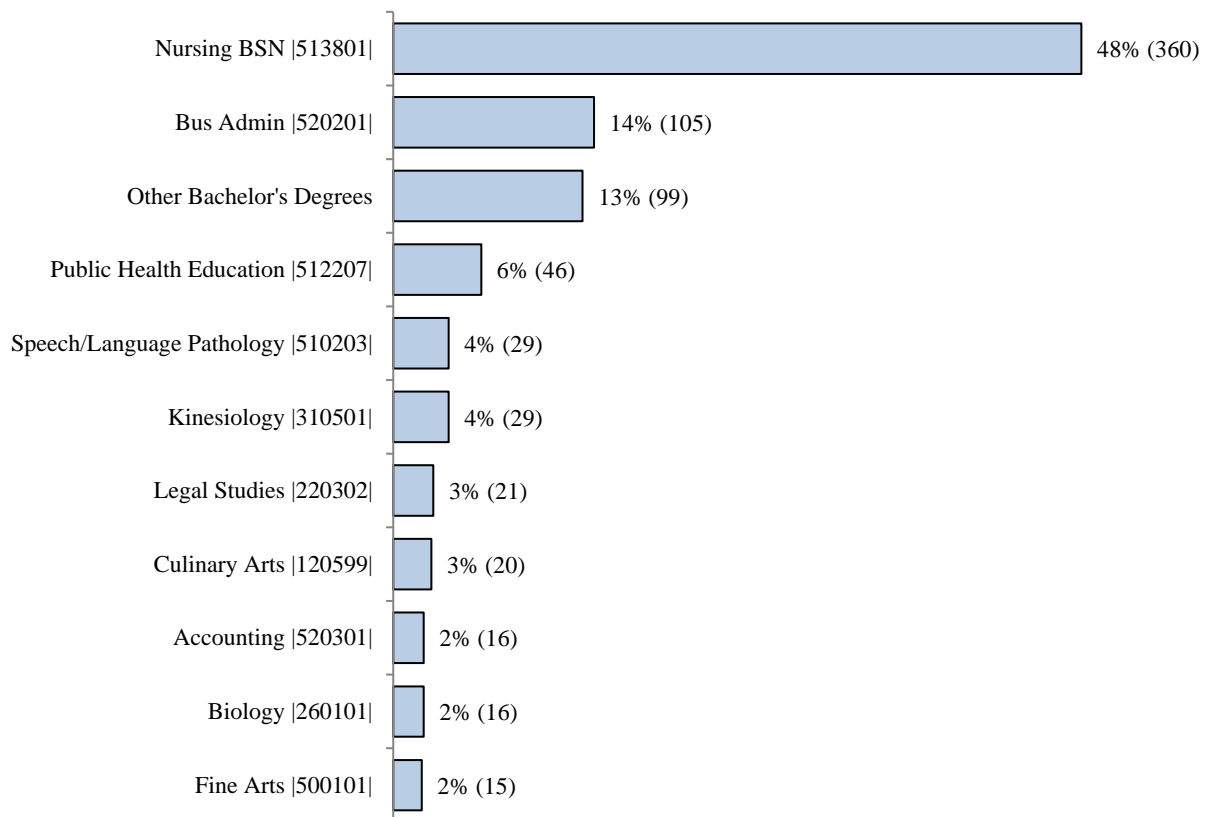
Degrees Awarded by Level



Bachelor's Degrees Awarded by College



Most Popular Bachelor's Degrees by CIP Code and IHL Program Title



Source: IHL Degree Files

Other Bachelor's Degrees include all Bachelor's programs with 14 or less degrees awarded.

Percentages may not equal 100% due to rounding.



**History of Degrees Awarded by Program and CIP | Table 3.11**  
**Academic Years 2015 - 2019**

College / Program	CIP	2015	2016	2017	2018	2019	5 Yr # Ch	5 Yr % Ch
College of Arts, Sciences, & Education Total		156	144	141	151	138	-18	-12%
Art Education	131302	0	0	0	3	2	2	100%
Biology	260101	15	14	16	14	16	1	7%
Chemistry	400501	5	3	1	1	1	-4	-80%
Communications	090101	14	12	14	15	10	-4	-29%
Creative Writing - Master's	231302	0	0	0	2	8	8	100%
Differentiated Instruction - Master's	130301	0	1	0	0	0	0	0%
Education - Master's	130101	0	0	0	0	11	11	100%
Educational Leadership - Master's	130401	9	0	8	6	0	-9	-100%
Elementary Education	131202	23	15	18	18	14	-9	-39%
English	230101	18	18	12	10	13	-5	-28%
Family Studies	190704	6	11	10	1	6	0	0%
Fine Arts	500101	20	9	11	12	15	-5	-25%
Gifted Studies - Master's	131004	2	4	4	3	0	-2	-100%
History	540101	3	4	1	6	6	3	100%
Interdisciplinary Studies	309999	0	1	5	1	1	1	100%
Mathematics	270101	2	3	1	4	2	0	0%
Music	500901	5	3	8	8	7	2	40%
Physical Sciences	400101	0	0	1	0	0	0	0%
Physical Theatre - Master's	500506	0	7	5	11	7	7	100%
Political Science	451001	1	5	0	3	4	3	300%
Psychology	420101	18	20	13	19	12	-6	-33%
Reading/Literacy - Master's	131315	8	7	6	6	0	-8	-100%
Secondary Teacher Education - Master's	131205	1	0	1	0	1	0	0%
Social Sciences	450101	4	7	1	2	1	-3	-75%
Spanish	160905	1	0	1	0	0	-1	-100%

**History of Degrees Awarded by Program and CIP | Table 3.11**  
**Academic Years 2015 - 2019**

College / Program	CIP	2015	2016	2017	2018	2019	5 Yr # Ch	5 Yr % Ch
Theatre	500101	0	0	3	3	1	1	100%
Women's Leadership - Master's	050207	0	0	1	3	0	0	0%
Women's Studies	050207	1	0	0	0	0	-1	-100%
College of Business & Professional Studies Total		130	117	144	151	189	59	45%
Accounting	520301	11	15	10	12	16	5	45%
Business Administration	520201	44	32	70	87	105	61	139%
Business Administration - Master's	520201	0	0	11	4	8	8	100%
Culinary Arts	120599	20	20	19	21	20	0	0%
General Studies	240101	26	25	21	15	8	-18	-69%
Global Commerce - Master's	520208	6	0	0	0	0	-6	-100%
Legal Studies	220302	10	10	9	12	21	11	110%
Professional Studies	240199	0	0	0	0	10	10	100%
Professional Studies	520101	12	14	4	0	0	-12	-100%
Public Safety Administration	440401	1	1	0	0	1	0	0%
College of Nursing & Health Sciences Total		574	603	597	592	584	10	2%
Doctor of Nursing Practice	513818	2	1	6	5	3	1	50%
Family Nurse Clinician - Master's	513899	38	37	33	31	35	-3	-8%
Health Education - Master's	131307	7	16	23	1	0	-7	-100%
Kinesiology	310501	26	14	20	28	29	3	12%
Nursing - ASN	513801	46	41	41	50	55	9	20%
Nursing - BSN	513801	380	435	399	388	360	-20	-5%
Public Health - Master's	512201	0	0	0	6	15	15	100%
Public Health Education	512207	39	24	45	46	46	7	18%
Speech Pathology	510203	26	24	18	24	29	3	12%
Speech-Language Pathology - Master's	510203	10	11	12	13	12	2	20%
Grand Total		860	864	882	894	911	51	6%

Source: IHL Degree Files

**History of Degrees Awarded by Program, CIP, and Gender | Table 3.12**  
**Academic Years 2015 - 2019**

College / Program	CIP	2015		2016		2017		2018		2019		Total
		F	M	F	M	F	M	F	M	F	M	
College of Arts, Sciences, & Education Total		127	29	112	32	117	24	117	34	118	20	730
Art Education	131302							2	1	2	0	5
Biology	260101	11	4	7	7	14	2	11	3	15	1	75
Chemistry	400501	4	1	3	0	0	1	0	1	1	0	11
Communications	090101	12	2	5	7	9	5	10	5	8	2	65
Creative Writing - Master's	231302							2	0	7	1	10
Differentiated Instruction - Master's	130301			1	0							1
Education - Master's	130101									11	0	11
Educational Leadership - Master's	130401	3	6			8	0	4	2			23
Elementary Education	131202	22	1	15	0	16	2	17	1	14	0	88
English	230101	16	2	13	5	10	2	10	0	12	1	71
Family Studies	190704	6	0	11	0	9	1	1	0	5	1	34
Fine Arts	500101	14	6	7	2	10	1	9	3	13	2	67
Gifted Studies - Master's	131004	2	0	4	0	3	1	3	0			13
History	540101	2	1	4	0	1	0	5	1	3	3	20
Interdisciplinary Studies	309999			1	0	5	0	0	1	0	1	8
Mathematics	270101	2	0	2	1	1	0	2	2	2	0	12
Music	500901	3	2	2	1	6	2	5	3	6	1	31
Physical Sciences	400101					0	1					1
Physical Theatre - Master's	500506			5	2	3	2	5	6	5	2	30
Political Science	451001	1	0	3	2			3	0	2	2	13
Psychology	420101	16	2	18	2	12	1	17	2	10	2	82
Reading/Literacy - Master's	131315	8	0	7	0	6	0	6	0			27
Secondary Teacher Education - Master's	131205	0	1			1	0			0	1	3
Social Sciences	450101	3	1	4	3	0	1	1	1	1	0	15
Spanish	160905	1	0			1	0					2
Theatre	500101					1	2	1	2	1	0	7

**History of Degrees Awarded by Program, CIP, and Gender | Table 3.12**  
**Academic Years 2015 - 2019**

College / Program	CIP	2015		2016		2017		2018		2019		Total
		F	M	F	M	F	M	F	M	F	M	
Women's Leadership - Master's	050207					1	0	3	0			4
Women's Studies	050207	1	0									1
College of Business & Professional Studies Total		91	39	88	29	114	30	125	26	143	46	731
Accounting	520301	9	2	11	4	8	2	9	3	14	2	64
Business Administration	520201	31	13	22	10	54	16	73	14	81	24	338
Business Administration - Master's	520201					6	5	3	1	4	4	23
Culinary Arts	120599	10	10	14	6	18	1	16	5	16	4	100
General Studies	240101	20	6	23	2	19	2	13	2	7	1	95
Global Commerce - Master's	520208	3	3									6
Legal Studies	220302	8	2	9	1	7	2	11	1	15	6	62
Professional Studies	240199									6	4	10
Professional Studies	520101	10	2	9	5	2	2					30
Public Safety Administration	440401	0	1	0	1					0	1	3
College of Nursing & Health Sciences Total		512	62	537	66	532	65	539	53	525	59	2,950
Doctor of Nursing Practice	513818	2	0	1	0	5	1	5	0	3	0	17
Family Nurse Clinician - Master's	513899	31	7	31	6	28	5	30	1	31	4	174
Health Education - Master's	131307	7	0	13	3	17	6	1	0			47
Kinesiology	310501	19	7	10	4	12	8	17	11	21	8	117
Nursing - ASN	513801	42	4	36	5	37	4	42	8	51	4	233
Nursing - BSN	513801	337	43	392	43	361	38	360	28	321	39	1,962
Public Health - Master's	512201							5	1	15	0	21
Public Health Education	512207	38	1	19	5	43	2	42	4	43	3	200
Speech Pathology	510203	26	0	24	0	17	1	24	0	28	1	121
Speech-Language Pathology - Master's	510203	10	0	11	0	12	0	13	0	12	0	58
Grand Total		730	130	737	127	763	119	781	113	786	125	4,411

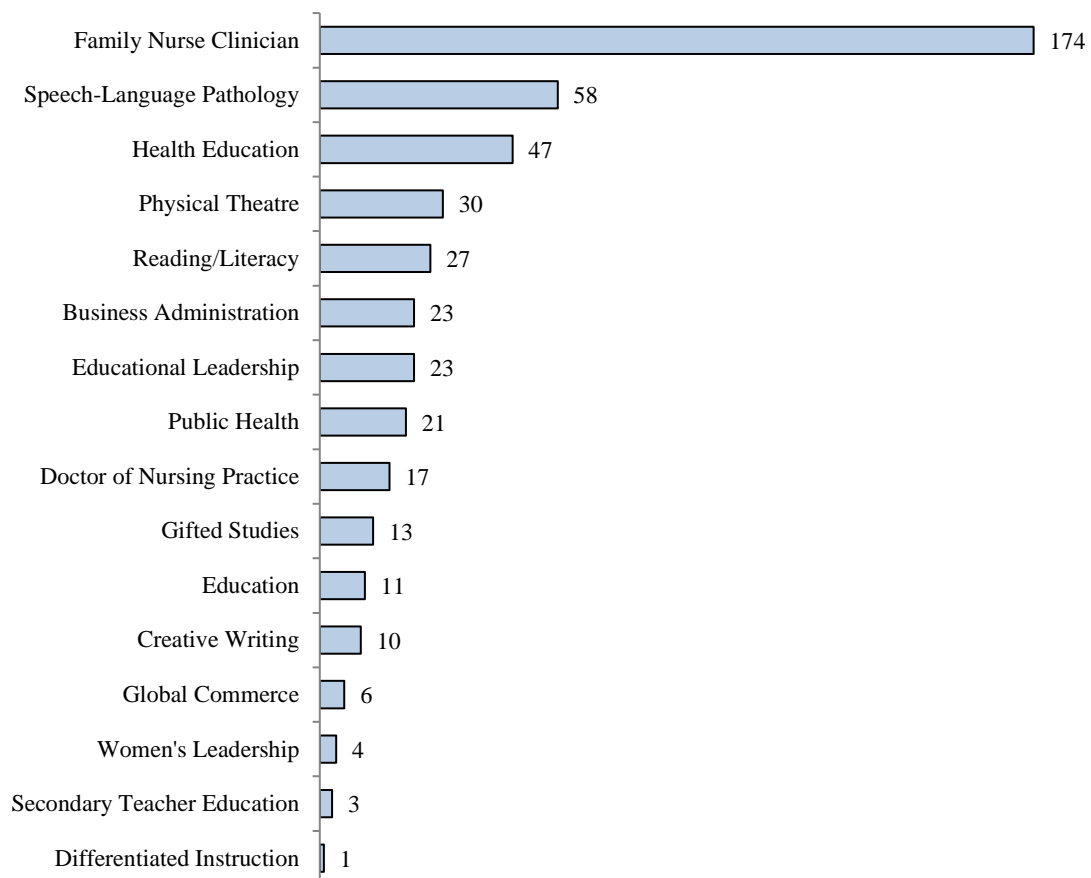
Source: IHL Degree Files

**Top Bachelor's & Graduate Degrees Awarded in the last 5 Years | Table 3.13**  
**Academic Years 2015 - 2019**

**Top 10 Bachelor's Degrees Awarded in the Last 5 Years**

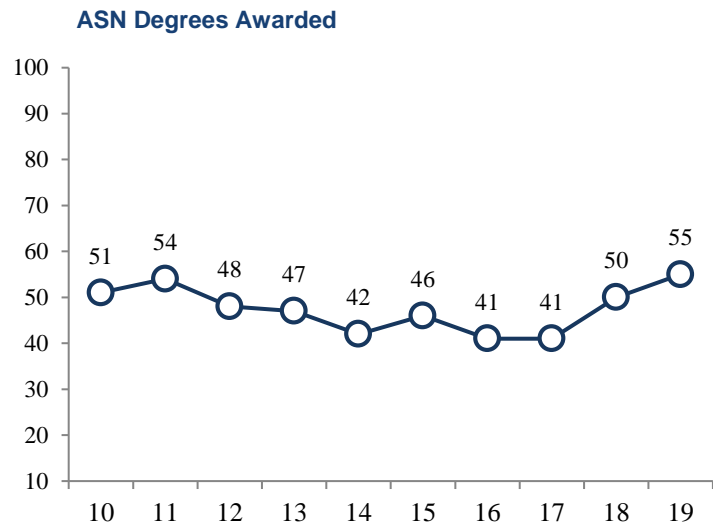
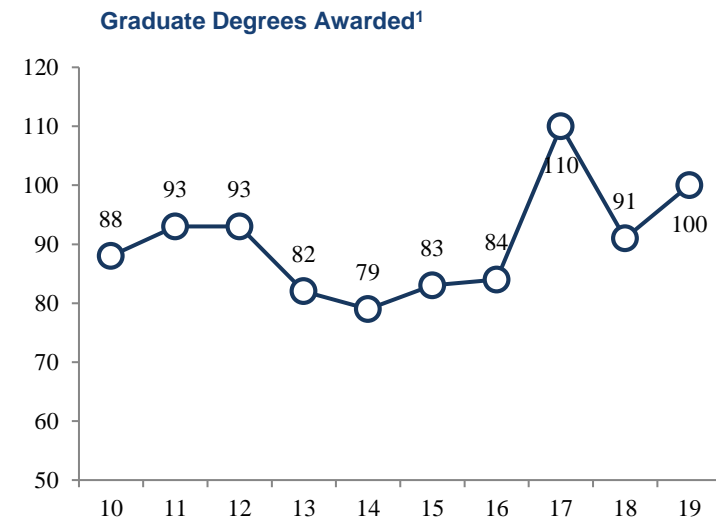
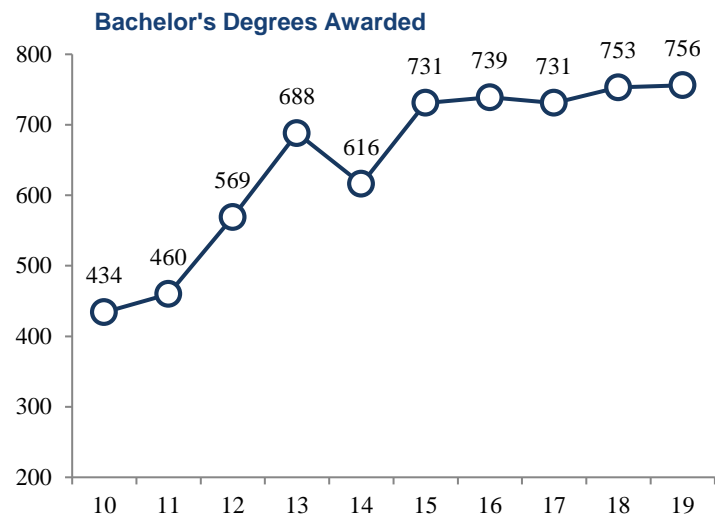
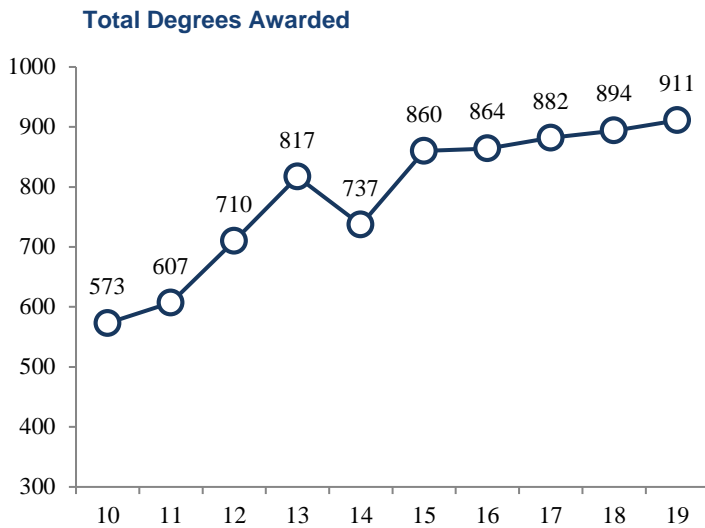
1	Nursing - BSN	1962	53%	6	Culinary Arts	100	3%
2	Business Administration	338	9%	7	General Studies	95	3%
3	Public Health Education	200	5%	8	Elementary Education	88	2%
4	Speech Pathology	121	3%	9	Psychology	82	2%
5	Kinesiology	117	3%	10	Biology	75	2%

**Graduate Degrees Awarded in the Last 5 Years**



**History of Degrees Awarded by Academic Level | Table 3.14**  
**Academic Years 2010 - 2019**

Degree	Degrees Awarded					Total	5 Yr # Ch	5 Yr % Ch
	2015	2016	2017	2018	2019			
ASN	46	41	41	50	55	233	9	20%
Bachelor's	731	739	731	753	756	3,710	25	3%
Master's	81	83	104	86	97	451	16	20%
DNP	2	1	6	5	3	17	1	50%
Total	860	864	882	894	911	4,411	51	6%



Source: IHL Degree Files

<sup>1</sup>Includes DNP Degrees

**Degrees Awarded by College, Department, CIP & Major/Concentration | Table 3.15**  
**Academic Years 2015 - 2019**

College/ Department	CIP	Major/Concentration	Degree	2015	2016	2017	2018	2019	Grand Total
College of Arts, Sciences, & Education Total				156	144	141	151	138	730
Art & Design	131302	Art Education	BFA				3	2	5
	500101	Fine Arts - Studio Art	BFA	9	5	5	6	9	34
		Fine Arts - Studio - Graphic	BFA	5		6	6	6	23
	Department Total			14	5	11	15	17	62
Communication	090101	Communication	BA	4	3	1	5	5	18
			BS	10	9	13	10	5	47
	Department Total			14	12	14	15	10	65
Education	130101	Education	MED					11	11
	130301	Differentiated Instruction	MED		1				1
	130401	Educational Leadership	MED	9		8	6		23
	131004	Gifted Studies	MED	2	4	4	3		13
	131202	Elementary Education	BS	23	15	18	18	14	88
	131205	Secondary Teacher Ed (Alt Rte)	MAT	1		1		1	3
	131315	Reading/Literacy	MED	8	7	6	6		27
	Department Total			43	27	37	33	26	166
History, Political Science, & Geography	309999	Interdisciplinary Studies	BA		1	4	1	1	7
			BS			1			1
	450101	Social Sciences	BA	1	1				2
			BS	2	6	1	2	1	12
		Social Sciences - Secondary Ed	BS	1					1
	451001	Political Science	BA	1	5		3	4	13
	540101	History	BA	1	4		5	4	14
		History - Public History	BA	2				1	3
		History - Teacher Certification	BA			1	1	1	3
	Department Total			8	17	7	12	12	56
Languages, Literature, & Philosophy	050207	Women's Leadership	MA			1	3		4
	050207	Women's Studies	BA	1					1
	160905	Spanish	BA	1		1			2
		Spanish - Teacher Certification	BA						0
	230101	English	BA	9	5	3	3	3	23
		English - Creative Writing	BA	6	6	5	3	6	26
		English - Teacher Certification	BA	3	7	4	4	4	22

**Degrees Awarded by College, Department, CIP & Major/Concentration | Table 3.15**  
**Academic Years 2015 - 2019**

College/ Department	CIP	Major/Concentration	Degree	2015	2016	2017	2018	2019	Grand Total
	231302	Creative Writing	MFA				2	8	10
	Department Total			20	18	14	15	21	88
	Music	Music	BA	2	1	3	2	2	10
		500901	Music - Music Education	BM			3	2	5
Music - Music Therapy		BM	3	2	2	4		11	
Department Total			5	3	8	8	7	31	
Psychology & Family Studies	190704	Family Studies	BS	6	11	10	1	6	34
	420101	Psychology	BA	18	20	13	19	12	82
	Department Total			24	31	23	20	18	116
Sciences & Mathematics	260101	Biology	BS	15	14	16	13	15	73
		Biology - Teacher Certification	BS				1	1	2
	270101	Mathematics	BS		2		3	2	7
		Mathematics - Teacher Certification	BS	2	1	1	1		5
	400101	Physical Science - Teacher Certification	BS			1			1
	400501	Chemistry	BS	5	3	1	1	1	11
	Department Total			22	20	19	19	19	99
	Theatre	500101	Theatre	BA	6	4	3	2	1
		Theatre - Theatre Education	BA				1		1
500506		Physical Theatre	MFA		7	5	11	7	30
Department Total			6	11	8	14	8	47	
College of Business & Professional Studies Total				130	117	144	151	189	731
Business	240101	General Studies	BS	26	25	21	15	8	95
	240199	Professional Studies	BPS					10	10
	440401	Public Safety - Ad/FSM/Gen Bus	BS		1			1	2
		Public Safety - Ad/FSM/Law & Gov	BS	1					1
		Prof Studies - Culin Art - Gulf	BT		1				1
		Prof Studies - Culin Art - Hinds	BT		1				1
		Prof Studies - Culin Art - Main	BT		1				1
	520101	Prof Studies - Gen Bus	BT	2	2				4
		Prof Studies - Human Res	BT	2	5				7
		Prof Studies - Legal Admin	BT	3	1	1			5
		Prof Studies - Mgt Info Sys	BT	5	3	3			11



**Degrees Awarded by College, Department, CIP & Major/Concentration | Table 3.15**  
**Academic Years 2015 - 2019**

College/ Department	CIP	Major/Concentration	Degree	2015	2016	2017	2018	2019	Grand Total
Business (Cont.)	520201	Business Admin - Culin Art - Gulf	BAS			1		2	3
		Business Admin - Culin Art - Hinds	BAS			1	1	3	5
		Business Admin - Culin Art - Main	BAS				4	6	10
		Business Admin - General Business	BAS			6	10	11	27
		Business Admin - Health Care Mgt	BAS			1	9	9	19
		Business Admin - Human Res Mgt	BAS			2	1	2	5
		Business Admin - Legal Admin	BAS			2	4	2	8
		Business Admin - MIS	BAS			7	4	12	23
		Business Admin - General Business	BBA					4	4
		Business Admin - Health Care Mgt	BBA					4	4
		Business Admin - Human Res Mgt	BBA					3	3
		Business Admin - Management	BBA					1	1
		Business Admin - Marketing	BBA					1	1
		Business Admin - Entrepreneurship	BS		1				1
		Business Admin - General Business	BS	20	15	19	23	15	92
		Business Admin - Health Care Mgt	BS			5	8	14	27
		Business Admin - Human Res Mgt	BS	1	2		3	6	12
		Business Admin - Management	BS	11	4	11	11	4	41
		Business Admin - Marketing	BS	8	4	5	4	2	23
		Business Admin - MIS	BS	4	6	10	5	4	29
	520201	Business Administration	MBA			11	4	8	23
	520208	Global Commerce	MS	6					6
	520301	Accounting	BS	11	15	10	12	16	64
		Department Total			100	87	116	118	148
Culinary Arts	120599	Culinary Arts	BS	20	20	19	21	20	100
	Department Total			20	20	19	21	20	100
Legal Studies	220302	Legal Studies	BA	2	2		1	6	11
			BS	8	8	9	11	15	51
	Department Total			10	10	9	12	21	62

**Degrees Awarded by College, Department, CIP & Major/Concentration | Table 3.15**  
**Academic Years 2015 - 2019**

College/ Department	CIP	Major/Concentration	Degree	2015	2016	2017	2018	2019	Grand Total
College of Nursing & Health Sciences Total				574	603	597	592	584	2950
Associate Nursing	513801	Associate of Science Nursing	ASN	46	41	41	50	55	233
	Department Total			46	41	41	50	55	233
Baccalaureate Nursing	513801	Bachelor of Science Nursing	BSN	37	56	63	55	65	276
		Nursing - BSN - Tupelo	BSN	343	379	336	333	295	1686
	Department Total			380	435	399	388	360	1962
Graduate	513818	Doctor of Nursing Practice	DNP	2	1	6	5	3	17
	513899	Family Nurse Practitioner	MSN	37	36	33	31	35	172
		Psychiatric Mental Health	MSN	1	1				2
	Department Total			40	38	39	36	38	191
Health & Kinesiology	131307	Health Education	MS	7	16	23	1		47
		Kinesiology - Exer Sci - Phys Ther	BS	14	9	8	8	4	43
	310501	Kinesiology - Exercise Science	BS	10	4	11	20	24	69
		Kinesiology - Teaching	BS	2	1	1		1	5
Health & Kinesiology (Cont.)	512201	Public Health	MPH				6	15	21
	512207	Public Health Education	BAS					1	1
		Public Health Education	BS	39	24	45	46	45	199
	Department Total			72	54	88	81	90	385
Speech- Language Pathology	510203	Speech-Language Pathology	BS	26	24	18	24	29	121
		Speech-Language Pathology	MS	10	11	12	13	12	58
	Department Total			36	35	30	37	41	179
Total Degrees Awarded				860	864	882	894	911	4411

Source: IHL Degree Files and Internal Degree Files

**History of Degrees Awarded by Second Major | Table 3.16**  
**Academic Years 2015 - 2019**

<b>College / Second Major</b>	<b>2015</b>	<b>2016</b>	<b>2017</b>	<b>2018</b>	<b>2019</b>	<b>Total</b>
College of Arts, Sciences, & Education Total	3	6	3	0	6	18
Communication	0	1	0	0	0	1
Elementary Education	0	0	1	0	0	1
English	0	1	0	0	1	2
English - Creative Writing	0	0	0	0	1	1
Family Studies	0	0	0	0	1	1
Fine Arts	1	0	0	0	0	1
History	0	2	0	0	2	4
Mathematics	1	1	0	0	1	3
Music	0	0	1	0	0	1
Political Science	1	0	0	0	0	1
Psychology	0	0	1	0	0	1
Women's Studies	0	1	0	0	0	1
College of Business & Professional Studies Total	3	2	0	1	2	8
Accounting	1	0	0	0	0	1
Bus Admin-Health Care Mgt	0	0	0	0	1	1
Business Admin - Entrepreneurship	1	0	0	0	0	1
Business Admin - General Bus	0	0	0	0	1	1
Business Admin - MIS	1	0	0	1	0	2
Culinary Arts	0	1	0	0	0	1
Legal Studies	0	1	0	0	0	1
College of Nursing & Health Sciences Total	0	0	0	0	1	1
Public Health Education	0	0	0	0	1	1
Grand Total	6	8	3	1	9	27

Source: Internal Degree Files

Starting AY 2017, second majors will be reported to IPEDS. They are currently not reported to IHL.

## Appendix A: Endnotes

All data prior to Fall 2017 have been updated to reflect the Fall 2017 college, department, program structure. Prior to Fall 2017, the College of Arts, Sciences & Education was coded as the College of Arts & Sciences, and the College of Nursing & Health Sciences was coded as the College of Nursing & Speech-Language Pathology.

The College of Education & Human Sciences was dissolved during the Fall 2017 college restructure. It housed three departments: Education, Psychology & Family Studies and Health & Kinesiology. The Departments of Education and Psychology & Family Studies were moved to the College of Arts, Sciences & Education. The Department of Health & Kinesiology was moved to the College of Nursing & Health Sciences.

### Changes within the College of Arts, Sciences & Education

#### *Department of Art & Design*

- The Art Education [BFA] and Fine Art [BA] programs are being phased out.
- Prior to Fall 2016, 'Fine Arts - Studio Art' was coded as 'Studio Art' and 'Fine Arts - Studio - Graphic' was coded as 'Graphic Design'.
- Prior to Fall 2016, all pre-Fine Arts majors [BFA] were included with the Fine Arts [BA] majors.
- Fall 2017 forward, all pre-majors will be coded in a degree program. All pre-art majors will be coded in Fine Arts - Studio Art [BFA] and Fine Arts - Studio - Graphic [BFA].

#### *Department of Education*

- In Fall 2018, the Educational Leadership [MED], Gifted Studies [MED] and Reading/Literacy [MED] programs were consolidated into Education [MED].
- Fall 2017 forward, all pre-majors will be coded in a degree program. The pre-Elementary Education majors will be coded within the Interdisciplinary Studies [BS] program. That program is currently housed in the Department of History, Political Science, & Geography.
- Prior to Fall 2016, Secondary Teacher Ed (Alt Rte) was coded as Education [MAT].
- Differentiated Instruction [MED] is being phased out.

#### *Department of History, Political Science & Geography*

- Social Sciences [BA, BS] is being phased out.
- Fall 2017 forward, the pre-Elementary Education majors will be coded within the Interdisciplinary Studies [BS] program.

#### *Department of Sciences & Mathematics*

- The Mathematics - Pre-Engineering [BA, BS] concentration is being phased out.
- Biology [BA] is being phased out.

#### *Department of Theatre*

- Physical Theatre [MFA] is being phased out.

## **Changes within the College of Business & Professional Studies**

### *Department of Business*

- The Accounting [BS] major has been discontinued and restructured to a concentration within Business Administration [BBA].
- The Global Commerce [MS] program has been discontinued and restructured/renamed to Business Administration [MBA].
- General Studies [BS] is being phased out. General Studies [BA] was restructured/renamed to Professional Studies [BPS]. Prior to Fall 2017, General Studies was housed in the Department of Health & Kinesiology. Fall 2017 forward, the program will be housed in the Department of Business.
- The Professional Studies [BT] program has been discontinued and restructured/renamed to Business Administration [BAS].
- Fall 2016 forward, the Business Administration programs/concentrations will contain both the BAS and BS degree programs.
- Public-Safety Administration [BA, BS] is being phased out.

## **Changes within the College of Nursing & Health Sciences**

### *Department of Associate Nursing*

- Fall 2017 forward, all pre-majors will be coded in a degree program. Pre-Nursing ASN majors will be coded in Public Health Education [BS].

### *Department of Baccalaureate Nursing*

- Fall 2017 forward, all pre-majors will be coded in a degree program. Pre-Nursing BSN majors will be coded in Public Health Education [BS].
- The Pre-Nursing BSN – Tupelo major was phased out in Fall 2017.

### *Department of Graduate Nursing*

- Psychiatric Mental Health [MSN] is being phased out.
- The Post Masters Certificate Nursing [PMC] has been discontinued and restructured/renamed to Post - Graduate Adv Pr Reg Nurse [PMC].

### *Department of Health & Kinesiology*

- The General Studies program was moved to the Department of Business in Fall 2017.
- Fall 2017 forward, Pre-Occupational Therapy [BS] will be coded in Kinesiology-Exercise Science [BS].
- The Health Education [MS] program has been discontinued and restructured/renamed to Public Health [MPH].
- Prior to Fall 2017, 'Kinesiology - Exer Sci - Phys Ther' was coded as 'Exercise Sci-Physical Therapy'.