

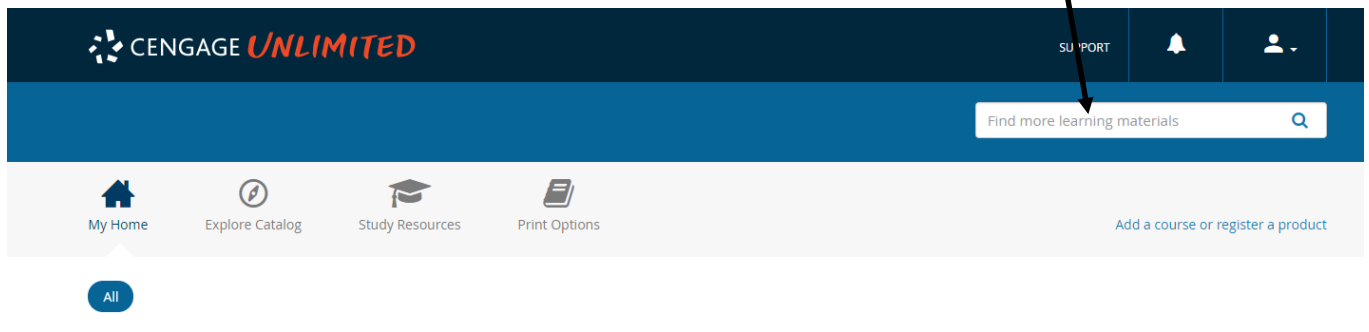
## Cengage Unlimited Help

If you have a class which is using content that is connected to Canvas – such as using MindTap, you will login to Cengage Unlimited through Canvas. However, if you have a class that is only using the textbook and is not using Canvas for any of the book content, you can access your eBook by logging in directly through Cengage. You do not need a course code from your instructor to do this!

### To access the textbook only:


Once you have bought your Cengage Unlimited Subscription code – login to the Cengage Unlimited Website. At some point, you will be prompted to enter the Cengage Unlimited code if you have not already done so. <https://www.cengage.com/dashboard/#/login>

Once you are in the digital dashboard – use the box on the right to locate your textbook.

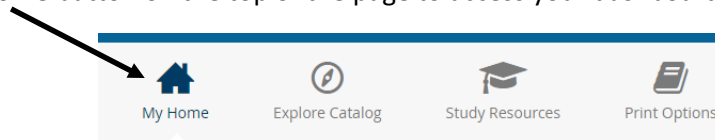


You can search for the book either by ISBN, author, or title.

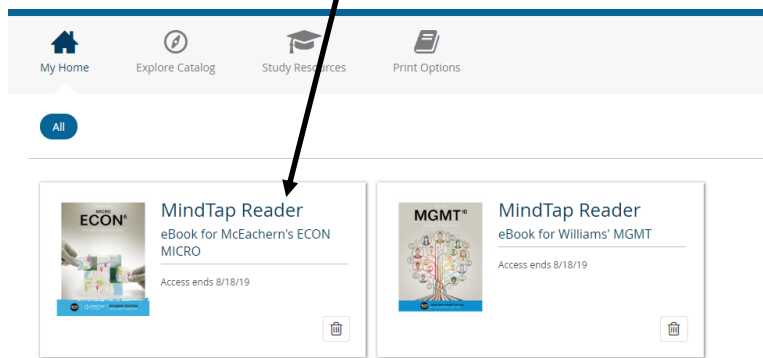
Once you have found your textbook and correct edition, click the Add to My Home button.



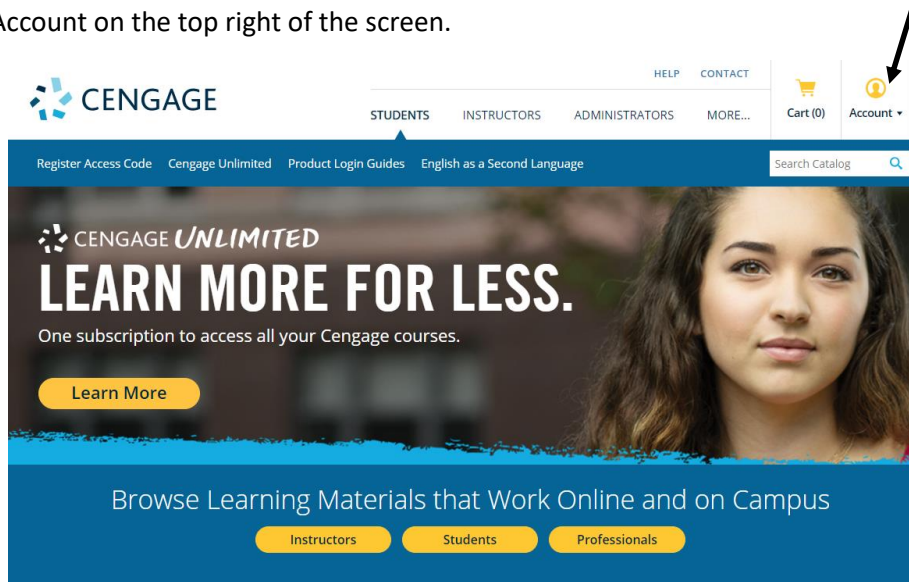
Click on the My Home button on the top of the page to access your dashboard and your textbooks.



Once you return to your dashboard, click on the book to begin reading the textbook.



To return to your textbooks, login to Cengage. If you see the opening screen, click the drop down arrow button for Account on the top right of the screen.



Click My Dashboard to return to the dashboard and see your textbooks.

