



# Mississippi University for Women

Spring 2017

## YouTube iOS Video Upload

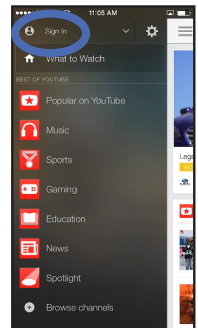
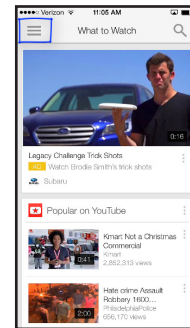


The following fact sheet will guide you through how to upload a video from your iOS device to the Channel for your MUW provided YouTube account.

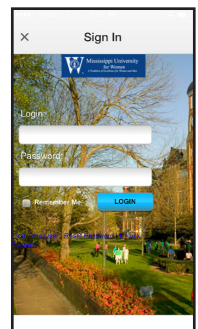
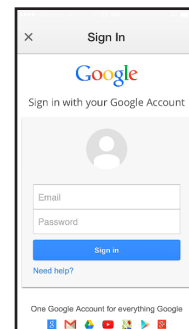
1. From the App Store, download and install the **YouTube** app.



2. Open the YouTube app on your iOS device. **Click** the menu icon on the left side of the app screen. **Click** the **Sign In** button.



3. Log in with your MUW provided **myapps** Google account. Authenticate to the MUW portal login page.





# Mississippi University for Women

Spring 2017

## YouTube iOS Video Upload



- Download **YouTube Capture** from the iOS App Store. Open Capture after installing and **click the Sign In** button.
- Capture will see what YouTube accounts exist on your iOS device and allow you to log in with one of those or add another account. **Click** the account link for your **MyApps Google** login.
  - To record, rotate your device and begin recording, or
  - To upload a video to YouTube that exists on your device, **click** the **All Videos** icon.
- Click** the video thumbnail that you'd like to upload. Then **click** the **arrow** at the top right to begin the upload process.
- Enter a name and set your video privacy. **Click** the **Upload** link when you are ready. Capture will inform you when the video is finished uploading.

