

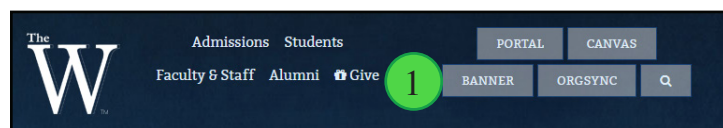


# Mississippi University for Women

Fall 2017

## Entering Banner Midterm Grades

1. Navigate your Internet Browser to <http://www.muw.edu>. Click the **Banner** link.



2. Enter your MUW **950** number into the User ID field and your **PIN** into the PIN field.

**Note:** If you do not know your PIN, contact ITS for helping setting your PIN.

User Login

Please enter your user Identification Number (ID) and your click Login.

When you are finished, please Exit and close your browser.

If you have forgotten your PIN, you can reset it yourself, w personal Security Question.

Enter your Identification Number (ID) and click Forgot PIN?

[Look Up MUW ID and MUW Net ID](#)

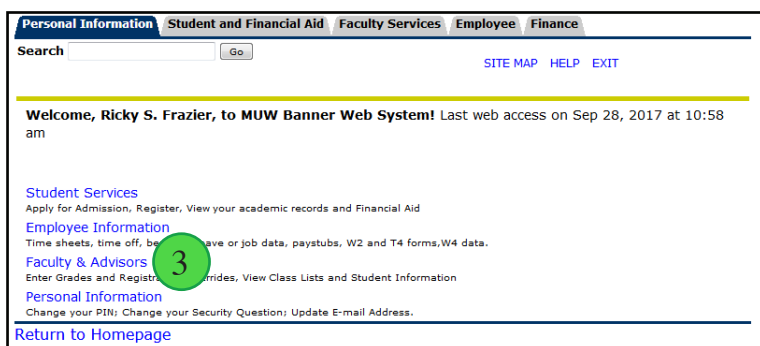
[W Alert Sign-up Information](#)

User ID: 11111111

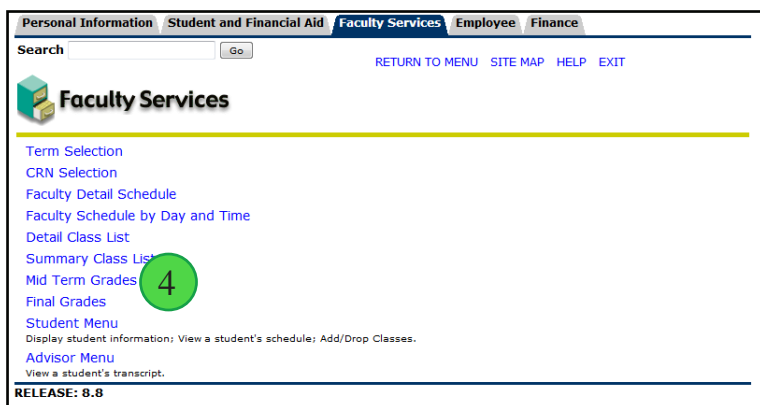
PIN: \*\*\*\*\*

Login Forgot PIN?

3. Click the **Faculty and Advisors** link.



4. Click the **Mid Term Grades** link.





# Mississippi University for Women

Fall 2017

## Entering Banner Midterm Grades

5. Click the **Select a Term** drop-down menu and select the term you want to enter grades for.

6. Click the **CRN** drop-down menu and select the course you want to enter grades for.

7. Enter the grade for each student by clicking the drop-down menu under **“Grade”** for each student.

8. Click the **Submit** button after entering the grades for every student.