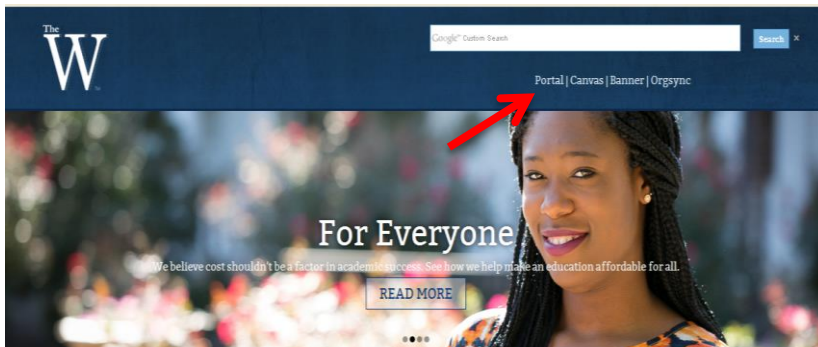


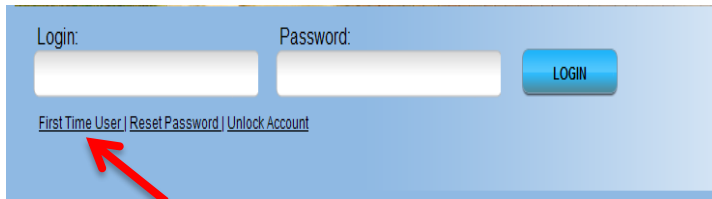


Access to Canvas via My Campus Portal (First Time User)

1. Go to www.muw.edu
2. Click on [Portal](#) at the top right, but don't log in.



1. Click on [First Time User](#) in the Quick Link section.



2. Enter your NetID as the User Name.
3. Enter your 8 digit date of birth as the password in the format mmddyyyy and click Login.
4. Click on the "**Click Here**" to make the Welcome box go away.
5. Enter your 8 digit date of birth as the old password in the format mmddyyyy.
Enter in a new password (must contain at least 8 characters from three of the four following categories: **uppercase characters** (A through Z), **lowercase characters** (a through z), **numbers** (0 through 9), and **nonalphanumeric characters**: ~!@#\$%^&* _-+=` \(){} []:;'"<>.,?/
6. Confirm the new password and press the enter key on your keyboard.
7. Select "**Click here to continue**".
8. Read the information and then click on "**Click Here**".
9. Set up your two security questions.

continued on the next page

Canvas 24/7 Support

Call 844-747-4606 or click "Help" to chat with a Canvas representative or to report a problem.
 MUW Student Online Resources: <http://www.muw.edu/online/student>



Access to Canvas via My Campus Portal (First Time User)

10. Select "Enroll".
11. Select "Sign Out".

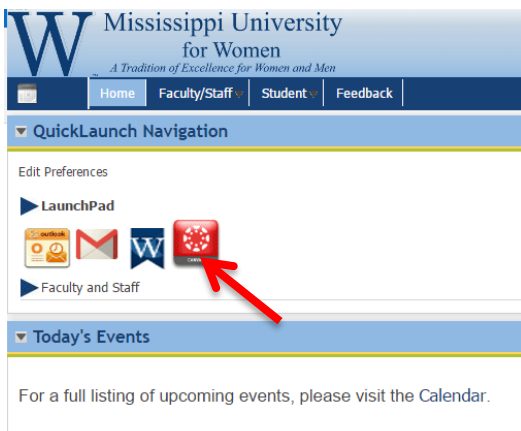
After activating your NetID:

1. Click on the [My Campus Portal](#) link on MUW's front page.
2. Enter your MUW NetID in the "Login:" blank and new your password in the "Password" blank.
3. Click "Login"

Login: Password: LOGIN

[First Time User](#) | [Reset Password](#) | [Unlock Account](#)

4. Select the "Canvas" image.



5. You should now be logged into Canvas. If not, please contact ITS at 662-329-7282.

Canvas 24/7 Support

Call 844-747-4606 or click "Help" to chat with a Canvas representative or to report a problem.
MUW Student Online Resources: <http://www.muw.edu/online/student>