

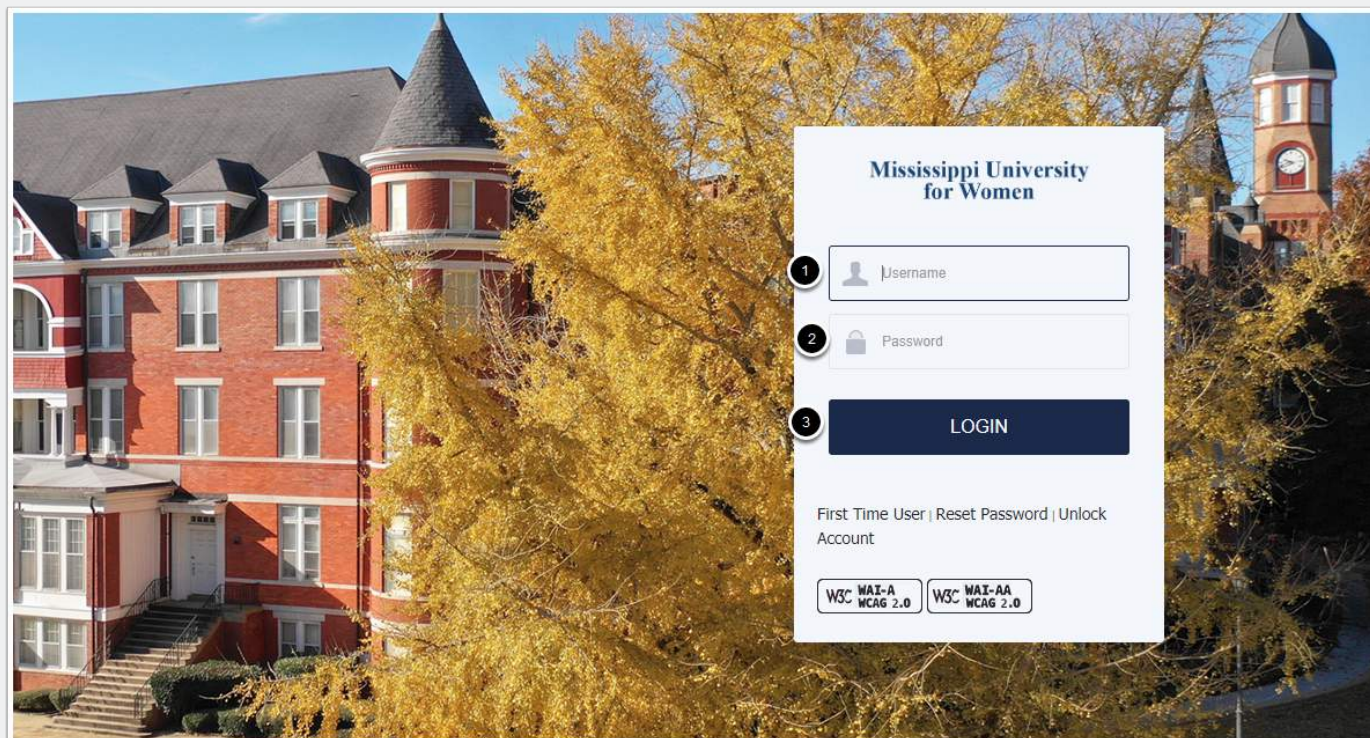
W Devices MAC Address Registration Instructions

Navigate to www.muw.edu and at the top of the page click on WConnect



W Devices MAC Address Registration Instructions

Login using your NetID username and password, then click Login

The image shows a login page for the Mississippi University for Women. The background is a photograph of a red brick building with a clock tower, partially obscured by yellow autumn trees. The login form is white and contains the following elements: the university name, a username field with a person icon, a password field with a lock icon, a blue 'LOGIN' button, and links for 'First Time User', 'Reset Password', and 'Unlock Account'. At the bottom, there are two small logos for WSC WAI-A and WSC WAI-AA, both labeled WCAG 2.0. A numbered list (1, 2, 3) is placed to the left of the form fields to indicate the login steps.

Mississippi University
for Women

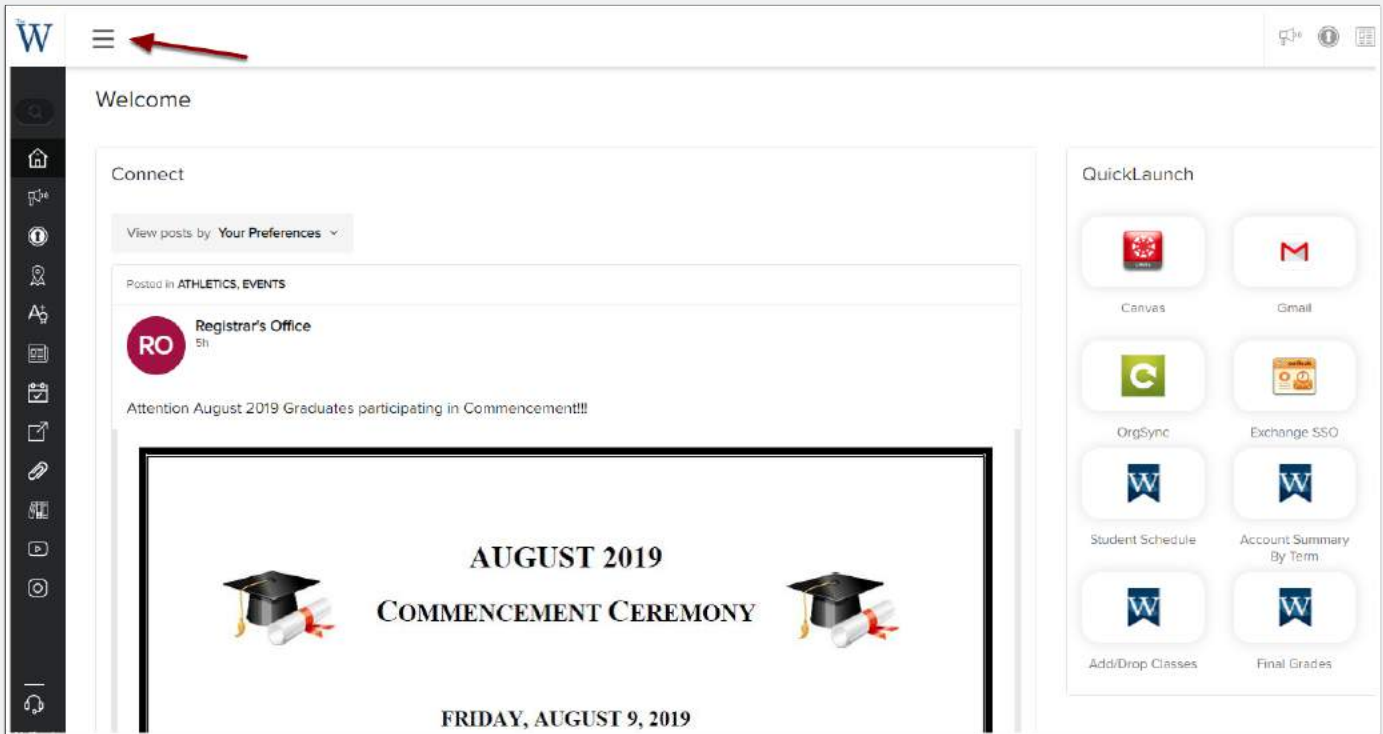
- 1 Username
- 2 Password
- 3 LOGIN

[First Time User](#) | [Reset Password](#) | [Unlock Account](#)

WSC WAI-A WCAG 2.0 WSC WAI-AA WCAG 2.0

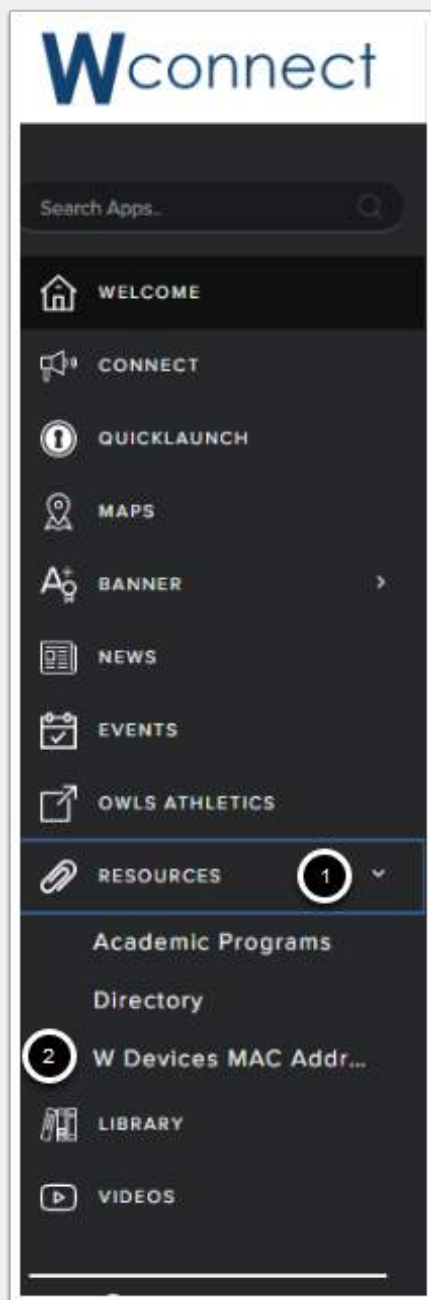
W Devices MAC Address Registration Instructions

Click on the menu icon located in the top left-hand corner of the screen to view the drop-down list




W Devices MAC Address Registration Instructions

Click on Resources and then click on W Devices MAC Address Registration



W Devices MAC Address Registration Instructions

This is the W Devices MAC Address Registration Form you should fill out, then click Submit



The form is titled "The W Device MAC Address Registration" and is labeled "Student". It contains several input fields: MUW ID, Student Name, Phone #, Student Email, Device Type (dropdown), Mac Address, Dorm Buildings (dropdown), and Room #. There are radio buttons for Connection Type (Wired and Wireless). A note states: "You must first establish a physical ethernet connection (plug device in the wall jack) before submitting a MAC Address Registration request." Another note says: "PLEASE ALLOW UP TO 48 HOURS FOR YOUR FORM TO BE PROCESSED. YOU WILL BE NOTIFIED VIA EMAIL AFTER IT HAS BEEN PROCESSED." There is a text area for "Additional Notes". At the bottom, there is a checkbox to "submit this request" and a date stamp "07/17/2018".

1

Student

MUW ID: _____ Student Name: _____ Phone #: _____

Student Email: _____

Device Type: _____ Mac Address: _____

Dorm Buildings: _____ Room #: _____

Connection Type: ☐ Wired ☐ Wireless

You must first establish a physical ethernet connection (plug device in the wall jack) before submitting a MAC Address Registration request.

PLEASE ALLOW UP TO 48 HOURS FOR YOUR FORM TO BE PROCESSED. YOU WILL BE NOTIFIED VIA EMAIL AFTER IT HAS BEEN PROCESSED.

Additional Notes:

☐ the student above, submit this request

07/17/2018

2

Print Submit