



Mississippi University for Women

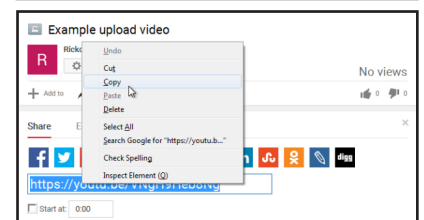
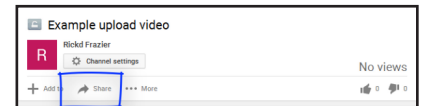
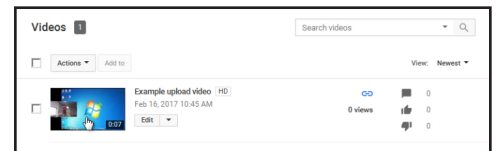
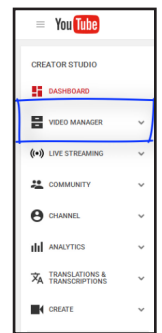
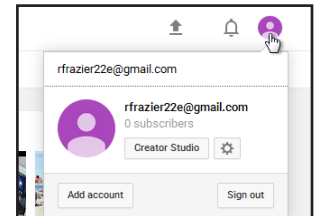
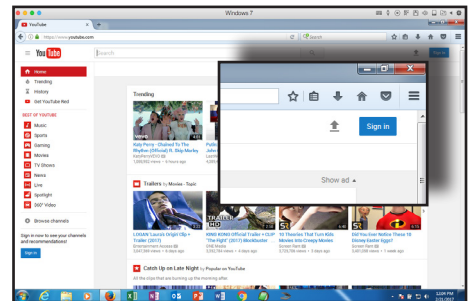
Spring 2017

YouTube Student Share Video to Canvas



The following fact sheet will guide you through how to share to Canvas a video located in your MUW provided YouTube account.

1. Point your Internet Browser to <http://www.youtube.com>. Click the **Log In** button. Finish logging in through the MUW authentication process.
2. Click the avatar for your account at the top right corner of the YouTube page. Click the **Creator Studio** button.
3. Click the **Video Manager** link on the YouTube menu.
4. Click the video thumbnail that you would like to share to Canvas.
5. The YouTube video will begin playing. Under the YouTube video window, click the **Share** link. Then **right click** the link that YouTube provides to share and then click **Copy**.





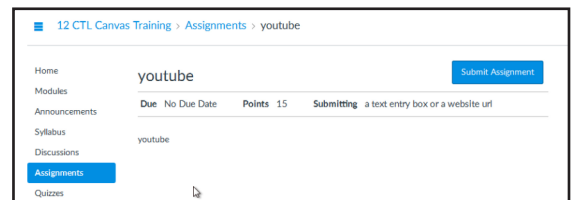
Mississippi University for Women

Spring 2017

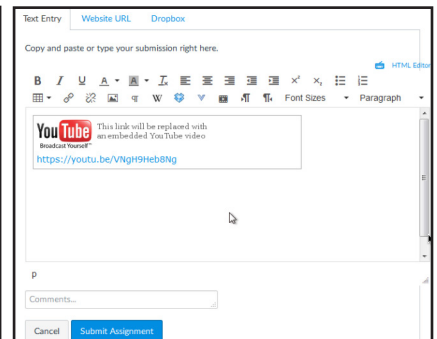
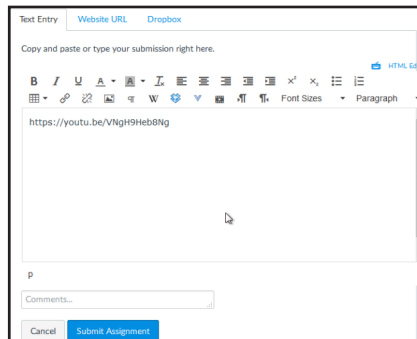
YouTube Student Share Video to Canvas



6. Open your Canvas assignment that your instructor provides.
Click the **Submit Assignment** button.



7. Paste the link into either option that your instructor provides.
 - Your instructor may provide a text box to paste the link in
 - Your instructor may provide a Website URL box to paste the link in.



8. Click the **Submit Assignment** button when you've pasted the link.

